

MEMORANDUM

TO: Anthony M. Boccanfuso, Ph.D.
Director

FROM: R. Steven Etheredge
Associate Director

DATE: August 27, 2001

RE: Report of Sponsored Program Activity for July 2001

The University received awards totaling \$6.97 million during the month, a decrease of 46% compared to last July (\$12.99 million). We received 2 major awards of over \$2M each last July which account for much of this decrease.

Federal agencies provided 77% of the funding, while research awards comprised 57% of the total. During the month, faculty submitted 118 proposals requesting \$9.8 million compared to 125 and \$12.4 million last July.

cc: K. McCoy

Sponsored Programs and Research Monthly Report

SUMMARY OF AWARDS JULY - 2001

By Purpose

Research Awards - SPAR	\$3,420,705
Research Awards - USCRF	\$521,809
Training Awards	\$595,883
Service Awards	\$2,216,629
Equipment Awards	\$22,000
Graduate Assistantship Awards	\$190,094
TOTAL:	\$6,967,120

By Source

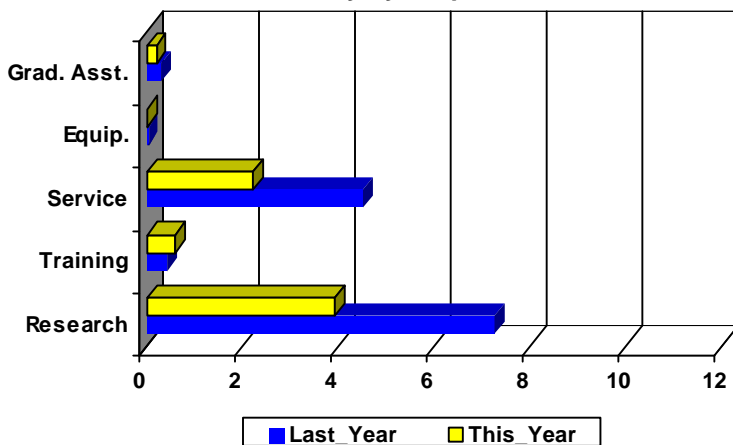
Federal Awards - SPAR	\$4,666,026
Federal Awards - USCRF	\$676,391
Private Awards - SPAR	\$672,902
Private Awards - USCRF	\$67,416
State Awards	\$884,385
TOTAL:	\$6,967,120

COMPARISON OF AMOUNT RECEIVED

JULY - 2001 vs. JULY - 2000

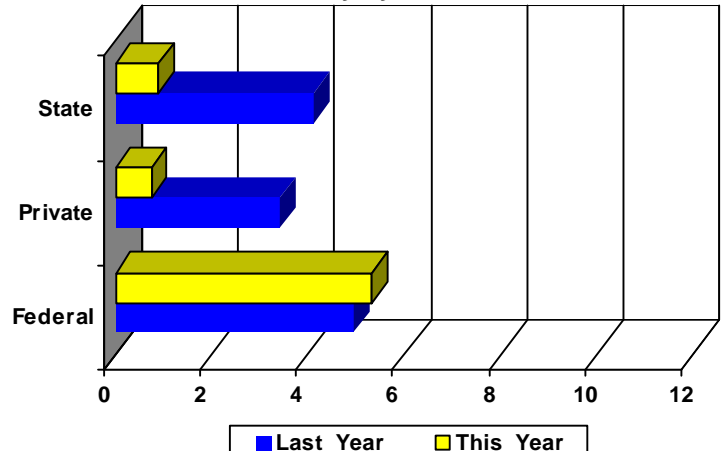
Amounts Received
(In millions of dollars)

Summary by Purpose



Amounts Received
(In millions of dollars)

Summary by Source



AWARDS BY DEPARTMENT

DEPARTMENT	CURRENT MONTH JULY - 2001		YEAR TO DATE FY 2002		YEAR TO DATE FY 2001	
Business and Finance						
Campus Services	0	\$0	0	\$0	1	\$10,000
Total :	0	\$0	0	\$0	1	\$10,000
College of Criminal Justice						
	1	\$40,745	1	\$40,745	2	\$44,080
Total :	1	\$40,745	1	\$40,745	2	\$44,080
College of Education						
Education Leadership & Policies	1	\$11,044	1	\$11,044	2	\$13,030
Educational Psychology	3	\$43,027	3	\$43,027	0	\$0
Instruction & Teacher Education	1	\$40,000	1	\$40,000	0	\$0
SC Educational Policy Center	0	\$0	0	\$0	2	\$200,000
Total :	5	\$94,071	5	\$94,071	4	\$213,030
College of Engineering & Information						
Chemical Engineering	3	\$180,383	3	\$180,383	4	\$123,659
Civil & Environmental Engineering	1	\$71,847	1	\$71,847	2	\$9,300
Computer Science & Engineering	1	\$51,163	1	\$51,163	0	\$0
Electrical Engineering	0	\$0	0	\$0	2	\$2,561,679
Mechanical Engineering	2	\$168,696	2	\$168,696	4	\$93,216
SCAMP	5	\$424,672	5	\$424,672	0	\$0
Total :	12	\$896,761	12	\$896,761	12	\$2,787,854
College of Hospitality, Retail & Sports						
Center For Retailing Studies	1	\$11,429	1	\$11,429	0	\$0
Hospitality, Retail & Sports Mgmt - Dean's Office	1	\$62,500	1	\$62,500	0	\$0
Total :	2	\$73,929	2	\$73,929	0	\$0
College of Journalism & Mass						
	0	\$0	0	\$0	2	\$10,300
Total :	0	\$0	0	\$0	2	\$10,300
College of Liberal Arts						
Archaeology & Anthropology, Institute of	1	\$15,666	1	\$15,666	0	\$0
Geography	3	\$59,387	3	\$59,387	0	\$0
Government & International Studies	0	\$0	0	\$0	1	\$3,500
History	0	\$0	0	\$0	2	\$31,500
International Studies, Institute of	0	\$0	0	\$0	2	\$128,997
Liberal Arts Dean's Office	1	\$6,000	1	\$6,000	0	\$0
McKissick Museum	1	\$2,000	1	\$2,000	1	\$5,759
Philosophy	1	\$14,750	1	\$14,750	0	\$0
Psychology	3	\$59,500	3	\$59,500	8	\$175,819
Religious Studies	1	\$50,000	1	\$50,000	0	\$0
Trio Programs	0	\$0	0	\$0	1	\$236,450
Total :	11	\$207,303	11	\$207,303	15	\$582,025
College of Library & Information Science						
	2	\$27,985	2	\$27,985	0	\$0

DEPARTMENT	CURRENT MONTH JULY - 2001		YEAR TO DATE FY 2002		YEAR TO DATE FY 2001	
Total :	2	\$27,985	2	\$27,985	0	\$0
College of Nursing						
Academic & Student Affairs	2	\$292,608	2	\$292,608	1	\$15,000
Family & Community Health Nursing	1	\$7,725	1	\$7,725	2	\$118,985
Total :	3	\$300,333	3	\$300,333	3	\$133,985
College of Pharmacy						
Basic Pharmaceutical Sciences	1	\$1,500	1	\$1,500	0	\$0
Pharmacy Practice	0	\$0	0	\$0	2	\$76,500
Total :	1	\$1,500	1	\$1,500	2	\$76,500
College of Science and Math						
Baruch Institute	1	\$530,000	1	\$530,000	1	\$82,521
Biological Research & Technology, Institute for	1	\$2,200	1	\$2,200	0	\$0
Biological Sciences	4	\$570,937	4	\$570,937	0	\$0
Chemistry & Biochemistry	3	\$364,967	3	\$364,967	6	\$148,172
Geological Sciences	3	\$64,150	3	\$64,150	4	\$229,224
Mathematics	0	\$0	0	\$0	2	\$116,094
Statistics	1	\$108,375	1	\$108,375	0	\$0
Total :	13	\$1,640,629	13	\$1,640,629	13	\$576,011
College of Social Work						
	7	\$239,971	7	\$239,971	10	\$412,375
Total :	7	\$239,971	7	\$239,971	10	\$412,375
Darla Moore School of Business						
Business Administration - Division Of Research	4	\$167,507	4	\$167,507	2	\$23,910
Small Business Development Center	0	\$0	0	\$0	2	\$24,000
Total :	4	\$167,507	4	\$167,507	4	\$47,910
Division of Student Affairs						
Student Life	0	\$0	0	\$0	1	\$192,161
Total :	0	\$0	0	\$0	1	\$192,161
Earth Sciences & Resources Institute						
	1	\$43,825	1	\$43,825	1	\$40,800
Total :	1	\$43,825	1	\$43,825	1	\$40,800
Institute for Families in Society						
Families in Society, Institute for	2	\$106,359	2	\$106,359	0	\$0
Total :	2	\$106,359	2	\$106,359	0	\$0
Institute of Public Affairs						
	3	\$27,631	3	\$27,631	4	\$49,664
Total :	3	\$27,631	3	\$27,631	4	\$49,664
Institutional Planning						
Total :	0	\$0	0	\$0	0	\$0
Law School						
Total :	0	\$0	0	\$0	0	\$0

DEPARTMENT	CURRENT MONTH JULY - 2001		YEAR TO DATE FY 2002		YEAR TO DATE FY 2001	
Norman J. Arnold School of Public Health						
Center for Health Services and Policy Research	1	\$71,067	1	\$71,067	0	\$0
Environmental Health Sciences	9	\$67,615	9	\$67,615	0	\$0
Epidemiology & Biostatistics	4	\$135,681	4	\$135,681	4	\$218,750
Exercise Science	0	\$0	0	\$0	2	\$352,665
Health Administration	1	\$34,991	1	\$34,991	3	\$19,713
Health Promotion & Education	2	\$32,500	2	\$32,500	0	\$0
Total :	17	\$341,854	17	\$341,854	9	\$591,128
Regional and Four-Year Campuses						
USC Aiken	0	\$0	0	\$0	2	\$106,277
USC Beaufort	1	\$1,200	1	\$1,200	1	\$23,021
USC Lancaster	1	\$216,454	1	\$216,454	2	\$398,582
USC Salkehatchie	1	\$216,454	1	\$216,454	1	\$29,600
USC Spartanburg	6	\$628,206	6	\$628,206	7	\$678,629
USC Sumter	1	\$216,454	1	\$216,454	1	\$198,584
USC Union	1	\$216,454	1	\$216,454	0	\$0
Total :	11	\$1,495,222	11	\$1,495,222	14	\$1,434,693
School of Medicine						
Biochemistry *	0	\$0	0	\$0	1	\$2,667
Cell Biology & Neurosciences	0	\$0	0	\$0	1	\$212,686
Developmental Biology & Anatomy	1	\$115,366	1	\$115,366	0	\$0
Family & Preventive Medicine	2	\$182,217	2	\$182,217	1	\$366,376
Internal Medicine	1	\$725	1	\$725	2	\$50,960
Microbiology & Immunology	1	\$252,875	1	\$252,875	1	\$207,655
Neuropsychiatry	2	\$51,500	2	\$51,500	3	\$123,160
Obstetrics & Gynecology	0	\$0	0	\$0	1	\$11,525
Orthopaedic Surgery	0	\$0	0	\$0	1	\$2,250
Pediatrics/Center for Developmental Disabilities	1	\$471,454	1	\$471,454	11	\$1,947,522
Pharmacology & Physiology	0	\$0	0	\$0	2	\$63,510
Research & Special Projects	2	\$159,178	2	\$159,178	1	\$37,800
Surgery	2	\$8,764	2	\$8,764	0	\$0
Total :	12	\$1,242,079	12	\$1,242,079	25	\$3,026,111
School of the Environment						
	3	\$19,416	3	\$19,416	0	\$0
Total :	3	\$19,416	3	\$19,416	0	\$0
University Libraries						
	0	\$0	0	\$0	0	\$0
Vice President for Research						
Vice President for Research	0	\$0	0	\$0	1	\$2,300,000
Total :	0	\$0	0	\$0	1	\$2,300,000
Report TOTAL :	110	\$6,967,120	110	\$6,967,120	122	\$12,525,960

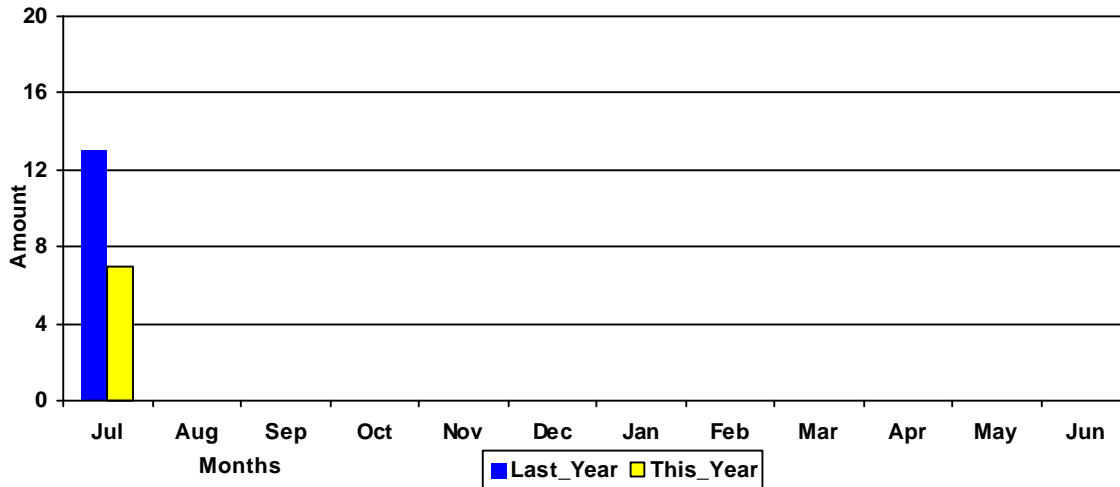
* - Biochemistry represents faculty with a dual appointment to the Department of Chemistry and the School of Medicine. The figures are included in both division totals but only once in the overall total.

Funding Agency Comparison Report

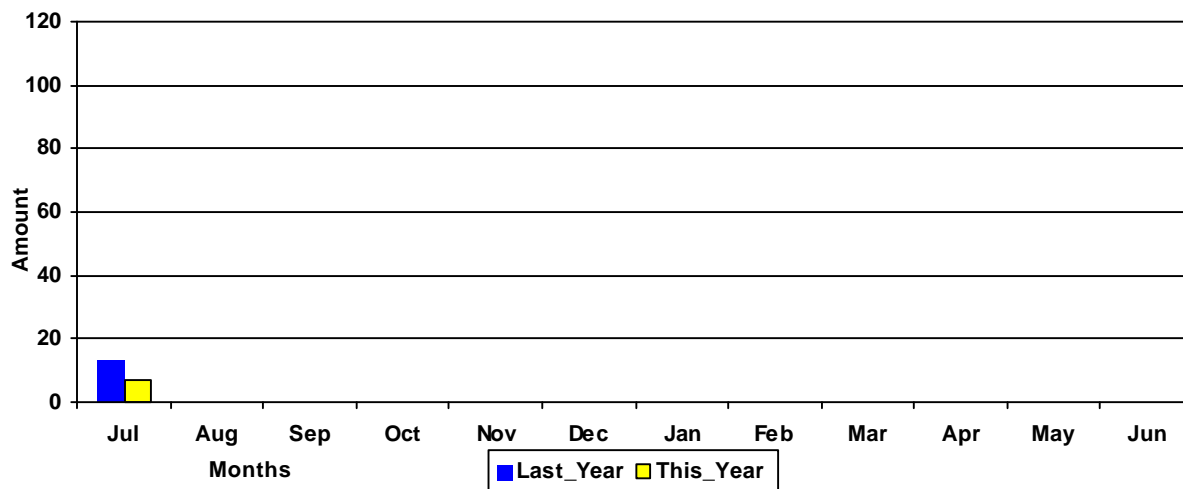
Year-To-Date -JULY - 2001

	<u>FISCAL YEAR - 2002</u>		<u>FISCAL YEAR - 2001</u>	
NSF Awards	9	\$650,830	9	\$273,140
NIH Awards	7	\$834,539	6	\$788,858
Dept. Of Defense Awards	2	\$87,513	3	\$2,613,283
Dept. Of Education Awards	6	\$1,158,272	8	\$1,812,405
Dept. Of Energy Awards	3	\$38,000	1	\$15,660
SCUREF Awards from DOE	2	\$148,025	2	\$35,039
State and Municipalities Awards	19	\$884,385	24	\$4,140,035

Amounts Awarded
(In millions of dollars)



Cumulative Amounts Awarded
(In millions of dollars)



PROPOSALS BY DEPARTMENT

DEPARTMENT	CURRENT MONTH JULY - 2001		YEAR TO DATE FY 2002		YEAR TO DATE FY 2001	
Business and Finance						
Campus Services	0	\$0	0	\$0	1	\$2,000
Total :	0	\$0	0	\$0	1	\$2,000
College of Criminal Justice						
	0	\$0	0	\$0	2	\$28,354
Total :	0	\$0	0	\$0	2	\$28,354
College of Education						
Education Leadership & Policies	2	\$20,080	2	\$20,080	6	\$54,441
Educational Psychology	3	\$107,750	3	\$107,750	0	\$0
Instruction & Teacher Education	0	\$0	0	\$0	1	\$999,016
Physical Education	0	\$0	0	\$0	1	\$122,200
Total :	5	\$127,830	5	\$127,830	8	\$1,175,657
College of Engineering & Information						
Chemical Engineering	5	\$258,456	5	\$258,456	2	\$329,849
Civil & Environmental Engineering	5	\$371,769	5	\$371,769	2	\$149,999
Computer Science & Engineering	1	\$74,998	1	\$74,998	2	\$144,851
Electrical Engineering	0	\$0	0	\$0	1	\$32,973
Mechanical Engineering	1	\$75,000	1	\$75,000	3	\$205,734
SCAMP	1	\$404,672	1	\$404,672	1	\$600,000
Total :	13	\$1,184,895	13	\$1,184,895	11	\$1,463,406
College of Hospitality, Retail & Sports						
Sport Administration	0	\$0	0	\$0	1	\$13,000
Total :	0	\$0	0	\$0	1	\$13,000
College of Journalism & Mass						
	0	\$0	0	\$0	2	\$12,006
Total :	0	\$0	0	\$0	2	\$12,006
College of Liberal Arts						
Archaeology & Anthropology, Institute of	1	\$7,554	1	\$7,554	0	\$0
Geography	2	\$70,720	2	\$70,720	1	\$62,103
Government & International Studies	0	\$0	0	\$0	1	\$3,500
McKissick Museum	1	\$2,000	1	\$2,000	1	\$93,502
Psychology	4	\$143,835	4	\$143,835	7	\$466,840
Religious Studies	1	\$50,000	1	\$50,000	0	\$0
Sociology	0	\$0	0	\$0	1	\$166,667
Total :	9	\$274,109	9	\$274,109	11	\$792,612
College of Library & Information Science						
	2	\$27,985	2	\$27,985	0	\$0
Total :	2	\$27,985	2	\$27,985	0	\$0
College of Nursing						
Academic & Student Affairs	2	\$85,390	2	\$85,390	3	\$168,096
Administrative & Clinical Nursing	0	\$0	0	\$0	1	\$6,000

DEPARTMENT	CURRENT MONTH JULY - 2001		YEAR TO DATE FY 2002		YEAR TO DATE FY 2001	
Family & Community Health Nursing	1	\$397,717	1	\$397,717	0	\$0
Total :	3	\$483,107	3	\$483,107	4	\$174,096
College of Pharmacy						
Basic Pharmaceutical Sciences	0	\$0	0	\$0	1	\$104,993
Clinical Pharmacy	1	\$18,423	1	\$18,423	1	\$15,000
Pharmacy Practice	0	\$0	0	\$0	4	\$76,125
Total :	1	\$18,423	1	\$18,423	6	\$196,118
College of Science and Math						
Baruch Institute	8	\$535,368	8	\$535,368	1	\$124,189
Biological Sciences	7	\$606,182	7	\$606,182	2	\$188,351
Chemistry & Biochemistry	7	\$822,833	7	\$822,833	10	\$1,214,532
Geological Sciences	3	\$109,759	3	\$109,759	0	\$0
Physics & Astronomy	2	\$221,105	2	\$221,105	2	\$195,811
Statistics	3	\$8,206	3	\$8,206	0	\$0
Total :	30	\$2,303,453	30	\$2,303,453	15	\$1,722,883
College of Social Work						
	5	\$39,888	5	\$39,888	14	\$703,000
Total :	5	\$39,888	5	\$39,888	14	\$703,000
Darla Moore School of Business						
Business Administration - Division Of Research	1	\$4,000	1	\$4,000	1	\$15,060
Small Business Development Center	1	\$79,375	1	\$79,375	2	\$2,366,810
Total :	2	\$83,375	2	\$83,375	3	\$2,381,870
Division of Student Affairs						
Student Life	0	\$0	0	\$0	1	\$19,410
Total :	0	\$0	0	\$0	1	\$19,410
Earth Sciences & Resources Institute						
	0	\$0	0	\$0	1	\$2,383
Total :	0	\$0	0	\$0	1	\$2,383
Institute for Families in Society						
Families in Society, Institute for	1	\$370,547	1	\$370,547	3	\$737,197
Total :	1	\$370,547	1	\$370,547	3	\$737,197
Institute of Public Affairs						
	1	\$12,482	1	\$12,482	6	\$110,049
Total :	1	\$12,482	1	\$12,482	6	\$110,049
Institutional Planning						
Law Enforcement & Safety						
	1	\$21,600	1	\$21,600	0	\$0
Total :	1	\$21,600	1	\$21,600	0	\$0
Law School						
	0	\$0	0	\$0	0	\$0
Norman J. Arnold School of Public Health						
	0	\$0	0	\$0	0	\$0

DEPARTMENT	CURRENT MONTH JULY - 2001		YEAR TO DATE FY 2002		YEAR TO DATE FY 2001	
Center for Health Services and Policy Research	1	\$84,571	1	\$84,571	0	\$0
Environmental Health Sciences	4	\$404,252	4	\$404,252	2	\$77,250
Epidemiology & Biostatistics	2	\$92,250	2	\$92,250	4	\$684,492
Exercise Science	4	\$379,750	4	\$379,750	4	\$32,700
Health Administration	0	\$0	0	\$0	3	\$19,713
Health Promotion & Education	2	\$81,500	2	\$81,500	1	\$32,501
Norman J. Arnold School of Public Health - Dean	0	\$0	0	\$0	1	\$23,075
Prevention Research Center	0	\$0	0	\$0	4	\$629,931
Total :	13	\$1,042,323	13	\$1,042,323	19	\$1,499,662
Regional and Four-Year Campuses						
USC Aiken	2	\$200,000	2	\$200,000	2	\$25,455
USC Beaufort	1	\$20,000	1	\$20,000	0	\$0
USC Salkehatchie	0	\$0	0	\$0	2	\$78,746
USC Spartanburg	2	\$410,477	2	\$410,477	3	\$28,210
USC Sumter	1	\$1,000	1	\$1,000	2	\$49,862
Total :	6	\$631,477	6	\$631,477	9	\$182,273
School of Medicine						
Biochemistry *	0	\$0	0	\$0	2	\$372,709
Cell Biology & Neurosciences	1	\$108,000	1	\$108,000	0	\$0
Developmental Biology & Anatomy	2	\$426,250	2	\$426,250	2	\$488,097
Family & Preventive Medicine	2	\$386,691	2	\$386,691	0	\$0
Internal Medicine	3	\$104,000	3	\$104,000	1	\$50,000
Microbiology & Immunology	1	\$156,719	1	\$156,719	0	\$0
Neuropsychiatry	2	\$292,942	2	\$292,942	0	\$0
Pediatrics/Center for Developmental Disabilities	4	\$1,268,740	4	\$1,268,740	1	\$23,567
Pharmacology & Physiology	2	\$101,498	2	\$101,498	1	\$30,000
Radiology	0	\$0	0	\$0	1	\$400,313
Surgery	2	\$17,000	2	\$17,000	0	\$0
Total :	19	\$2,861,840	19	\$2,861,840	9	\$1,364,686
School of the Environment						
	6	\$271,022	6	\$271,022	0	\$0
Total :	6	\$271,022	6	\$271,022	0	\$0
University Libraries						
Thomas Cooper Library	0	\$0	0	\$0	1	\$166,878
Total :	0	\$0	0	\$0	1	\$166,878
Vice President for Research						
Nanocenter	1	\$38,004	1	\$38,004	0	\$0
Total :	1	\$38,004	1	\$38,004	0	\$0
Report TOTAL :	118	\$9,792,360	118	\$9,792,360	125	\$12,374,831

* - Biochemistry represents faculty with a dual appointment to the Department of Chemistry and the School of Medicine. The figures are included in both division totals but only once in the overall total.