



December 12, 2003

HARRIS PASTIDES  
VICE PRESIDENT FOR  
RESEARCH AND HEALTH SCIENCES

Dear Colleagues:

I am pleased to present the University of South Carolina's Annual Report of Sponsored Program Activity for FY2003.

During this period, faculty attracted an all-time high of \$130.9 million in funding from external sponsors to support a variety of research, public service, and training projects. This exciting achievement is even more significant given the climate of austerity many government agencies and industries are experiencing.

In this report, we are introducing a new basis for conveying information. You will find faculty members' awards and proposals listed by their home department rather than the "administering unit" (account number). This change resulted from your comments and attributes faculty members' accomplishments to their departments while simultaneously recognizing contributions to multidisciplinary endeavors. As you will see, USC's interdisciplinary centers and institutes garnered nearly \$30 million in external funding.

As we begin Fiscal Year 2004, new and innovative technology is being completed to better support faculty. This technology includes an electronic grants administration system to enhance efficiency and minimize routing delays. This will improve faculty performance in obtaining external funding for their efforts and increase faculty satisfaction.

For your convenience, this report is available on the Office of Research website at <http://sc.edu/research/>. There you will find detailed information of awards in a new easily searchable database.

If you have any questions or comments on this report or these innovations, please contact the Office of Sponsored Programs Administration at 777-7093.

Sincerely,

Harris Pastides  
Vice President for Research and Health Sciences

University of South Carolina  
Annual Report of  
Sponsored Program Activity FY2003

Contents

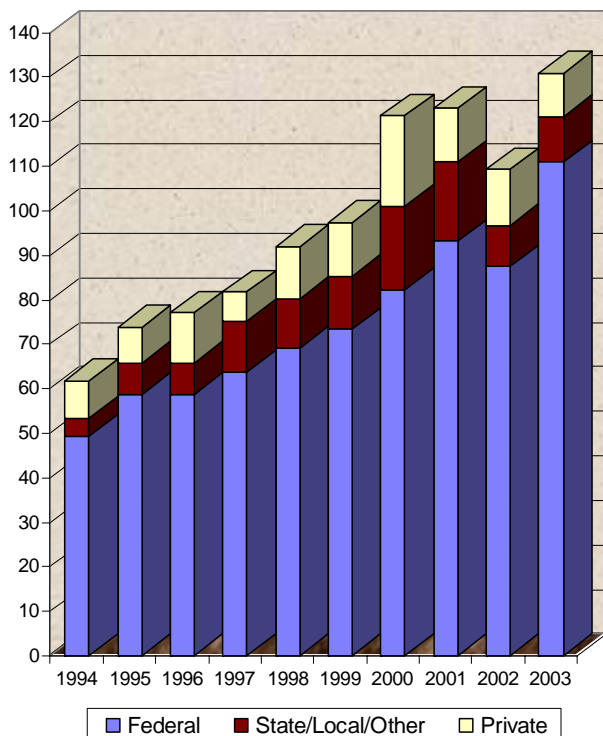
<u>INTRODUCTION</u>	1
<u>AWARD ACTIVITY</u>	1
<u>PROPOSAL ACTIVITY</u>	3
<u>SUMMARY OF AWARD DOLLARS, FISCAL YEAR 2003</u>	4
<u>COMPARISON OF AWARDS BY SOURCE, FISCAL YEARS 1999-2003</u>	5
<u>COMPARISON OF AWARDS BY PURPOSE, FISCAL YEARS 1999-2003</u>	5
<u>MAJOR FUNDING SOURCES, FISCAL YEARS 1999-2003</u>	6
<u>AWARD DOLLARS RECEIVED BY COLLEGE, FISCAL YEARS 1999-2003</u>	7
<u>SUMMARY OF AWARDS ASSOCIATED WITH UNIVERSITY CENTERS AND RESEARCH INSTITUTES</u>	8
<u>SPONSORED PROJECT EXPENDITURES</u>	9
<u>Expenditures by Academic Unit &amp; Purpose</u>	10
<u>Five Year History of Expenditures by Academic Unit &amp; Purpose (Direct Costs)</u>	11
<u>AWARDS BY DEPARTMENT SUMMARY</u>	12
<u>AWARDS RECEIVED BY DEPARTMENT UNIT &amp; PURPOSE</u>	17
<u>PROPOSAL SUBMISSIONS BY COLLEGE &amp; DEPARTMENT</u>	21

# Sponsored Program Activity for FY2003

## Introduction

The Office of Sponsored Programs and Research (SPAR) is responsible for assisting the University community with externally funded research and other related initiatives. SPAR's mission is to provide a wide range of services to help faculty and staff identify and obtain funding for research and other sponsored projects from a variety of sources including government agencies, non-profit organizations, and private enterprises. The office serves as the central administrator for the submission of proposals as the overall manager of grants and contracts for USC and the USC Research Foundation.

This report provides an overview of proposals and awards handled by SPAR for the Fiscal Year ended June 30, 2003.



## Summary FY 2003 Data

<i>Proposals Submitted</i>	<b>1,624</b>
<i>Dollars Requested</i>	<b>\$244,204,743</b>
<i>Awards Received</i>	<b>1,476</b>
<i>New Awards Received</i>	<b>949</b>
<i>Dollars Awarded</i>	<b>\$130,867,029</b>
<i>Total Direct Expenditures</i>	<b>\$94,620,169</b>
<i>Total Reimbursed Indirect Costs</i>	<b>\$17,608,738</b>
<i>Additional Donated Assets</i>	<b>\$474,950</b>
<i>Projects Active During Fiscal Year</i>	<b>1521</b>
<i>Faculty Receiving Awards</i>	<b>544</b>
<i>Sponsors</i>	<b>660</b>

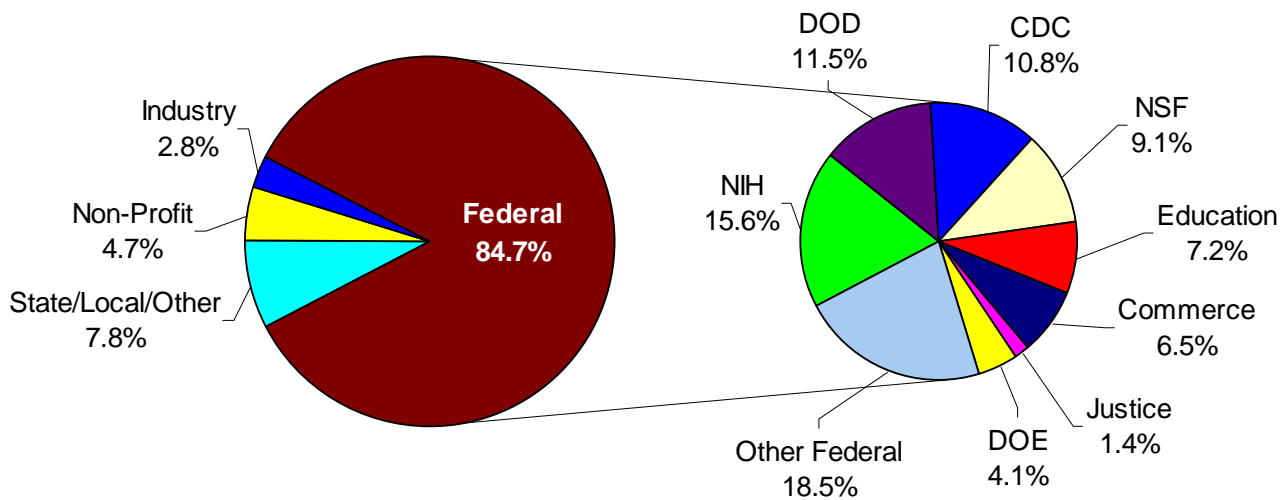
## Award Activity

The University of South Carolina achieved a record high in extramural funding to support its research, public service, and training projects during the past fiscal year. The total funding, \$130.9 million, represents a twenty percent (20%) increase over the previous year's total of \$109 million. The five year average annual increase of seven percent (7%) represents a strong, sustainable growth rate. The growth in support can be attributed primarily to significant increases in awards from the Department of Commerce (+114%), Centers for Disease Control (77%), Department of Defense (66%) and the National Institutes of Health (59%).

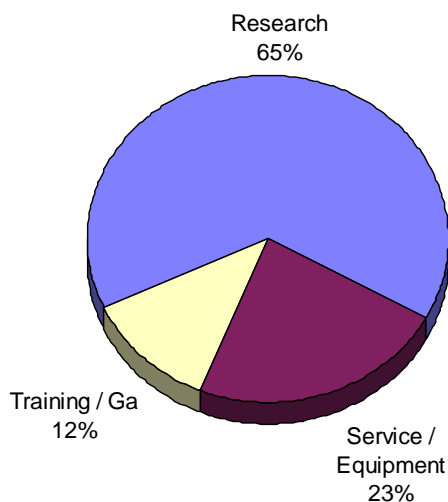
## Award Dollars by Source and Purpose

The federal government continues to provide an increasing proportion of the overall support for sponsored projects, accounting for eighty-five percent (85%) of total award dollars compared to eighty percent (80%) last year, and roughly seventy-five percent (75%) in the four previous years. Federal funding increased twenty-seven percent (27%) from \$88 million in FY2002 to \$111 million this year. The major portion of that amount is divided among four agencies. The National Institutes of Health is the University's single largest sponsor, (providing \$20.4 million). The Department of Defense (\$15.1 million), Centers for Disease Control (\$14.2 million), and the National Science Foundation (\$11.8 million) follow. Support from private industry increased by twenty-two percent (22%) to \$3.6 million while awards from private, non-profit organizations decreased by thirty-four percent (34%) to \$6.1 million. Funding from state and local government agencies decreased for the second consecutive year, from \$9.1 million in FY2002 to \$8.7 million (a five percent decline).

### Awards by Source



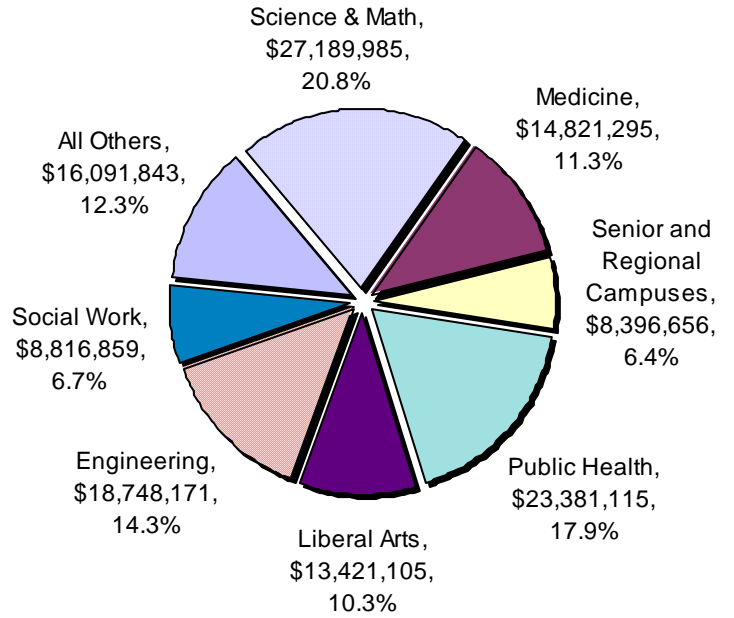
### Awards by Purpose



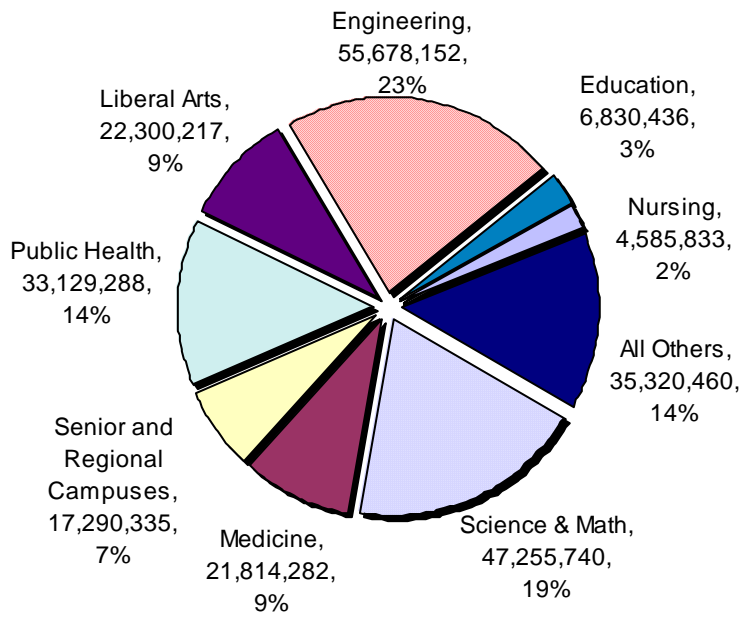
As state appropriations for higher education continue to shrink, extramural funding provides a valuable source of support to areas of the University's mission that extend beyond instruction, including research, public service and training. As in the past, the majority of this year's awards support research activities. Research awards increased eighteen percent (18%) to \$85.2 million, representing sixty-five percent (65%) of total sponsored program dollars. This proportion of overall funding has remained relatively constant over several years. Similarly, funding for service (\$29.9 million) and training (\$15.8 million) projects increased and accounted for roughly the same proportions of total funding as in recent years.

## Award Activity by College

Divisions experiencing significant growth in Awards were the Senior and Regional Campuses, up seventy-four percent (74%) to \$8.3 million; College of Liberal Arts, up eighty-seven percent (87%) to \$13.4 million; College of Science and Mathematics up twenty-nine percent (29%) to \$27.2 million; and Arnold School of Public Health, up 30 percent (30%) to \$23.4 million. The Colleges of Science and Math, Engineering and Information Technology, and Arnold School of Public Health accounted for fifty-three percent (53%) of total funding.



## Proposal Submission by College

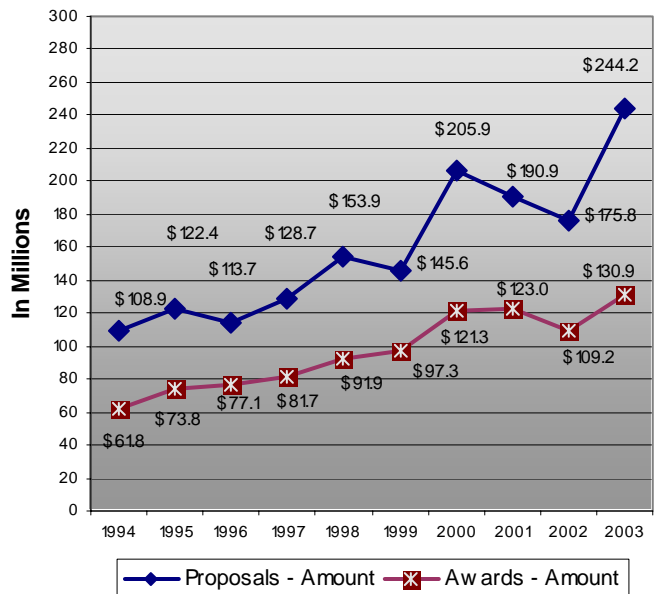


The overall trend for the prior ten years has been one of consistent growth in both proposal submissions and award dollars.

## Proposal Activity

During the year, faculty submitted 1,624 Proposals requesting \$244.2 million. This is an increase from the previous year when 1,507 proposals requesting \$175.8 million were submitted.

### Proposal & Award Trends



---

## Summary of Award Dollars, Fiscal Year 2003

---

<u>Awards by Source</u>		<u>Awards by Purpose</u>	
Federal Awards	\$110,845,574	Research Awards	\$85,158,316
Private Awards	\$9,774,794	Training Awards	\$13,887,066
State/Local Awards	\$9,216,974	Graduate Assistantship	\$1,885,373
Other	<u>\$1,029,687</u>	Service/Equipment Awards	<u>\$29,936,274</u>
\$130,867,029		\$130,867,029	

---

## Award Dollars Received, Fiscal Years 1999 – 2003

---

<u>Fiscal Year</u>	<u>Total Award Dollars</u>	<u>Percent Change over Previous Fiscal Year</u>
2003	\$130,867,029	+20%
2002	\$109,215,744	(11%)
2001	\$123,006,536	+1%
2000	\$121,319,110	+20%
1999	\$97,290,033	+5%

---

## Comparison of Awards by Source, Fiscal Year 1999-2003

---

### Amount Dollars (Millions) & Percent

<b>Fiscal Year</b>	<b>Federal</b>	<b>Private</b>	<b>State/Local/Other</b>	<b>Totals</b>
1999	\$73.3 (76%)	\$12.1 (12%)	\$11.9 (12%)	\$97.3
2000	\$82.3 (68%)	\$20.2 (17%)	\$18.8 (15%)	\$121.3
2001	\$93.1 (76%)	\$12.1 (10%)	\$17.8 (14%)	\$123.0
2002	\$87.5 (80%)	\$12.6 (12%)	\$9.1 (8%)	\$109.2
2003	\$110.9 (85%)	\$9.8 (7%)	\$10.3 (8%)	\$130.9

---

## Comparison of Awards by Purpose, Fiscal Years 1999-2003

---

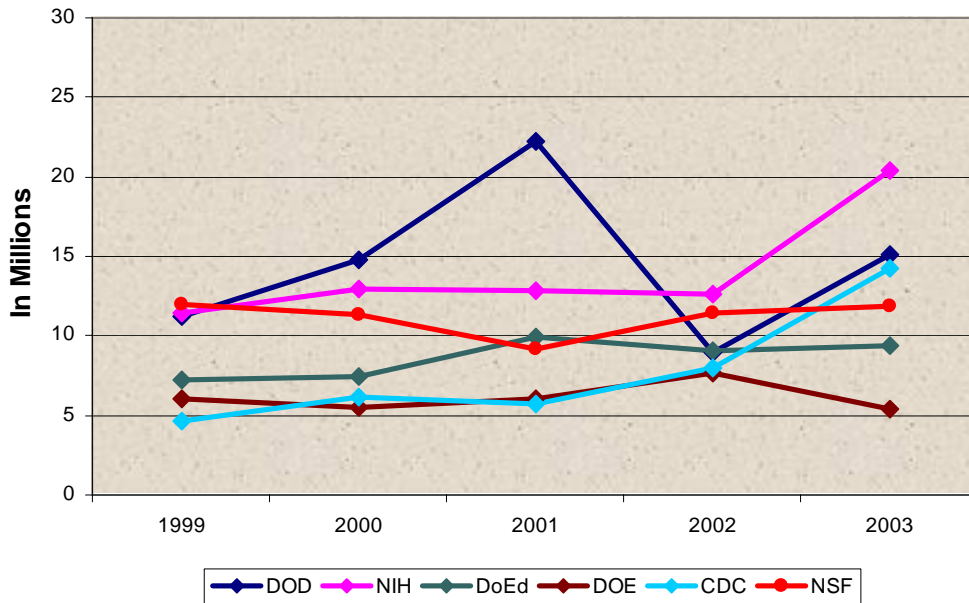
### Amount Dollars (Millions) & Percent

<b>Fiscal Year</b>	<b>Research</b>	<b>Training/GA</b>	<b>Service/Equip.</b>	<b>Totals</b>
1999	\$67.8 (70%)	\$7.5 (8%)	\$22.0 (22%)	\$97.3
2000	\$78.3 (65%)	\$9.3 (7%)	\$33.7 (28%)	\$121.3
2001	\$84.1 (68%)	\$11.3 (9%)	\$27.6 (23%)	\$123.0
2002	\$72.4 (66%)	\$9.9 (9%)	\$26.9 (25%)	\$109.2
2003	\$85.2 (65%)	\$15.8 (12%)	\$29.9 (23%)	\$130.9

# Major Funding Sources, Fiscal Years 1999-2003

Source	Fiscal Years				
	1999	2000	2001	2002	2003
National Institutes of Health	\$11,436,088	\$12,850,099	\$12,809,669	\$12,844,875	\$20,378,696
US Department of Defense	\$11,213,165	\$14,755,933	\$22,245,481	\$9,081,977	\$15,104,885
Centers for Disease Control	\$4,571,685	\$6,175,724	\$5,701,512	\$8,022,924	\$14,170,811
National Science Foundation	\$11,959,138	\$11,286,652	\$9,212,075	\$11,410,230	\$11,847,156
US Department of Education	\$7,192,142	\$7,441,422	\$9,896,524	\$9,065,511	\$9,362,411
State and Municipalities	\$9,667,340	\$16,981,876	\$16,655,788	\$9,075,874	\$8,739,275
US Department of Commerce	\$2,460,766	\$1,653,836	\$2,194,688	\$3,950,062	\$8,476,268
Non Profit Organizations	\$5,683,314	\$6,592,982	\$7,775,579	\$8,230,609	\$6,143,961
US Department of Energy	\$5,960,229	\$5,480,491	\$5,950,407	\$7,714,250	\$5,377,217
Business and Industry	\$6,407,035	\$13,676,739	\$4,369,668	\$2,977,915	\$3,630,833
US Department of Agriculture	\$760,451	\$1,104,277	\$3,170,992	\$2,141,225	\$1,932,881
US Department of Justice	\$1,616,758	\$2,330,200	\$2,331,242	\$2,067,957	\$1,855,834
Environmental Protection Agency	\$913,217	\$2,366,090	\$601,699	\$1,097,147	\$359,854

Five-Year Agency Trends



# Award Dollars Received (in Thousands) by College, FY 1999-2003

College/Department	1999	2000	2001	2002 <sup>9</sup>	2003 <sup>9</sup>
Business, Moore School of <sup>6</sup>	2,599	2,358	1,646	2,507	1,383
Education, College of	2,907	4,172	5,701	5,528	5,607
Engineering & Info. Technology, College of <sup>7</sup>	17,642	29,585	27,060	18,771	18,748
Environment, School of the <sup>1</sup>	2,242	1,722	3,678	1,014	1,043
Hospitality, Retail & Sports, College of <sup>8</sup>	18	113	134	203	146
Law, School of	517	1,312	1,495	1,295	1,377
Liberal Arts, College of <sup>2</sup>	10,869	9,838	9,470	7,176	13,421
Mass Communications & Information Studies <sup>3</sup>	294	729	741	282	1,426
Medicine, School of	11,713	14,391	14,720	14,530	14,821
Nursing, College of	1,092	1,623	1,523	1,060	985
Other Divisions <sup>10</sup>	209	138	496	118	60
Pharmacy, College of	1,074	1,230	1,186	1,444	1,716
Provost, Office of the <sup>4</sup>	1,437	1,243	1,586	1,716	1,735
Public Health, Arnold School of	9,819	12,923	10,950	17,949	23,381
Research, Vice President for	750	1,800	5,127	34	191
Science and Mathematics, College of	19,861	24,051	20,233	21,044	27,190
Social Work, College of <sup>5</sup>	9,147	9,136	9,730	8,293	8,817
Student Affairs, Division of	35	324	220	472	172
University Libraries	348	66	262	948	251
USC Aiken	1,700	1,460	2,688	1,069	2,260
USC Beaufort	363	355	820	453	1,159
USC Lancaster	217	305	647	288	566
USC Salkehatchie	234	233	348	583	658
USC Spartanburg	1,826	1,821	1,944	1,954	3,254
USC Sumter	189	195	402	255	262
USC Union	188	196	199	230	238
<b>Totals</b>	<b>\$97,290</b>	<b>\$121,319</b>	<b>\$123,006</b>	<b>\$109,216</b>	<b>\$130,867</b>

<sup>1</sup> Earth Sciences & Resources Institute reported with School of the Environment

<sup>2</sup> Public Affairs, Institute of name changed to Public Service and Policy Research and reported with College of Liberal Arts. Criminology & Criminal Justice reported with College of Liberal Arts

<sup>3</sup> Journalism & Mass Communications along with Library & Information Sciences are reported with Mass Communications & Information Studies, College of

<sup>4</sup> TRIO reported with Office of Provost

<sup>5</sup> Families in Society, Institute reported with College of Social Work

<sup>6</sup> College of Business Administration name changed to Business, Moore School of

<sup>7</sup> Computer Science reported with Computer Science & Engineering in Engineering & Information Technology, College of

<sup>8</sup> College of Applied Professions reported with Hospitality, Retail & Sports Management, College of

<sup>9</sup> Award Dollars reported by Home Department

<sup>10</sup> Other Divisions include: English Programs for Internationals, Graduate School, University 101, Enrollment Management, Honors College, Business and Finance, Law Enforcement & Safety, School of Music and Computer Services

---

## Awards Associated with University Centers and Research Institutes

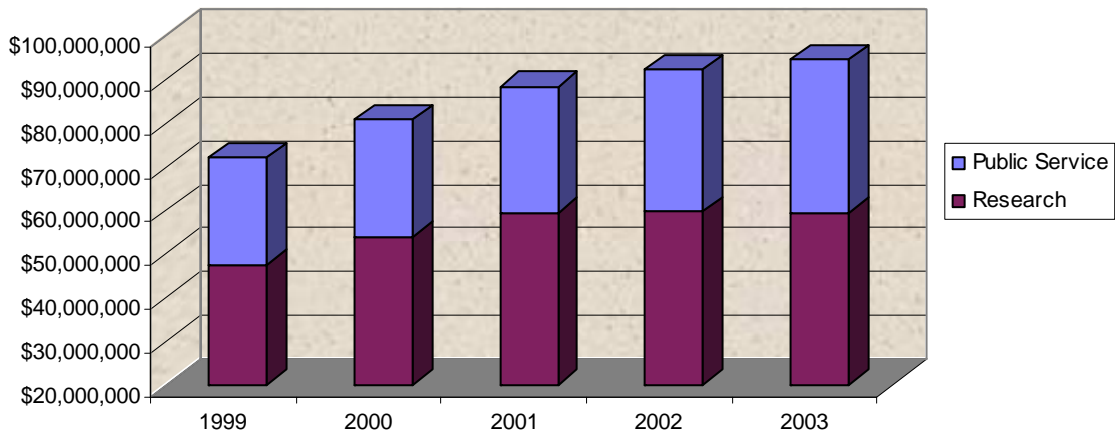
---

<b>Centers and Institutes</b>	<b>Amount</b>
<b>BIOMEDICAL RESEARCH THEME</b>	
Prevention Research Center	\$3,261,597
Pediatrics/Developmental Disabilities, Center for	\$2,942,093
COBRE: Center for Colon Cancer Research	\$2,357,782
Families in Society, Institute for	\$2,215,842
Biomedical Research Infrastructure Network (BRIN)	\$1,668,082
Cancer Center, South Carolina	\$1,079,288
Health Services & Policy Research, Center for	\$462,549
<b>Centers and Institutes within Biomedical Research Theme:</b>	<b>\$13,987,233</b>
Baruch Institute	\$6,399,849
Public Service & Policy Research, Institute for	\$3,462,682
NanoCenter	\$2,144,691
Archaeology & Anthropology, Institute of	\$1,511,082
Earth Sciences & Resources Institute	\$707,050
<b>Total Centers and Institutes:</b>	<b>\$28,212,587</b>

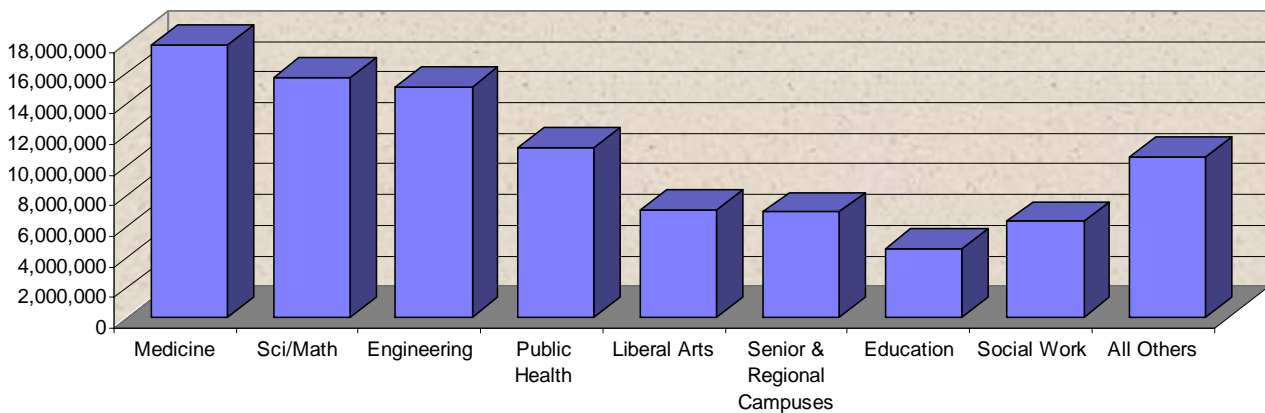
# Sponsored Project Expenditures by Unit & Purpose Summary

Sponsored program expenditures<sup>1</sup> increased by two percent (2%) to \$94,620,169 and have grown forty-eight percent (48%) in the past five years. Expenditure data often yields the most consistent measure of sponsored program activity given the inherent variances in the process of accounting for awards. More detailed reports by academic unit and purpose are included on pages 10 and 11.

**Five-Year Expenditures by Purpose**



**Total Direct Expenditures by Academic Unit & Purpose**



<sup>1</sup> Expenditures are assigned by administering department.

# Sponsored Project Expenditures by Academic Unit & Purpose<sup>10</sup>

College	Research	Public Service	Total Direct	Total Indirect
Business, Moore School of <sup>6</sup>	590,513	654,008	1,244,521	260,194
Education, College of	859,478	3,650,486	4,509,964	311,229
Engineering & Information Technology, College of <sup>7</sup>	14,520,654	485,337	15,005,991	4,017,988
Environment, School of the <sup>1</sup>	1,279,962	137,949	1,417,911	478,865
Hospitality, Retail & Sports Management, College of <sup>8</sup>	8,744	83,750	92,494	4,038
Law, School of	248,892	796,300	1,045,192	155,564
Liberal Arts, College of <sup>2</sup>	5,196,262	1,796,086	6,992,348	1,493,375
Mass Communications & Information Studies, College of <sup>3</sup>	56,496	517,502	573,998	50,602
Medicine, School of	6,031,195	11,749,872	17,781,067	1,848,740
Nursing, College of	474,024	264,002	738,026	175,040
Other Divisions <sup>9</sup>	186,616	817,317	1,003,933	97,262
Pharmacy, College of	568,263	251,546	819,809	116,686
Provost, Office of the <sup>4</sup>	3,026	1,551,153	1,554,179	103,566
Public Health, Arnold School of	8,874,255	2,221,092	11,095,347	3,090,534
Research, Vice President for	1,742,792	76,738	1,819,530	350,501
Science and Mathematics, College of	14,918,776	713,524	15,632,300	3,944,308
Social Work, College of <sup>5</sup>	1,886,815	4,361,370	6,248,185	812,111
University Libraries	173,677	1,979	175,656	775
USC Aiken	941,050	1,401,211	2,342,261	80,697
USC Beaufort	19,471	605,727	625,198	20,558
USC Lancaster	27,178	422,899	450,077	29,317
USC Salkehatchie	15,076	399,229	414,305	49,765
USC Spartanburg	937,665	1,558,407	2,496,072	96,371
USC Sumter	17,329	240,434	257,763	16,217
USC Union	0	284,041	284,041	4,435
<b>Totals:</b>	<b>\$59,578,210</b>	<b>\$35,041,959</b>	<b>\$94,620,169</b>	<b>\$17,608,738</b>

<sup>1</sup> Earth Sciences & Resources Institute reported with School of the Environment

<sup>2</sup> Public Affairs, Institute of name changed to Public Service and Policy Research and reported with College of Liberal Arts. Criminology & Criminal Justice reported with College of Liberal Arts

<sup>3</sup> Journalism & Mass Communications along with Library & Information Sciences are reported with Mass Communications & Information Studies, College of

<sup>4</sup> TRIO reported with Office of Provost FY2003

<sup>5</sup> Families in Society, Institute reported with College of Social Work

<sup>6</sup> College of Business Administration name changed to Business, Moore School of

<sup>7</sup> Computer Science reported with Computer Science & Engineering in Engineering & Information Technology, College of

<sup>8</sup> College of Applied Professions reported with Hospitality, Retail & Sports Management, College of

<sup>9</sup> Other Divisions include: English Programs for Internationals, Graduate School, University 101, Enrollment Management, Honors College, Business and Finance, Law Enforcement & Safety, Student Affairs, Division of, School of Music, and Computer Services

<sup>10</sup> Expenditures are assigned by administering department

# Sponsored Project Expenditures by Academic Unit (Direct Costs)<sup>10</sup>

COLLEGE	FY2003
Business, Moore School of <sup>6</sup>	1,244,521
Education, College of	4,509,964
Engineering & Information Tech, College of <sup>7</sup>	15,005,991
Environment, School of the <sup>1</sup>	1,417,911
Hospitality, Retail & Sports Management, College of <sup>8</sup>	92,494
Mass Communications & Information Studies <sup>3</sup>	573,998
Law, School of	1,045,192
Liberal Arts, College of <sup>2</sup>	6,992,348
Medicine, School of	17,781,067
Nursing, College of	738,026
Other Divisions <sup>9</sup>	1,003,933
Pharmacy, College of	819,809
Provost, Office of the <sup>4</sup>	1,554,179
Public Health, Arnold School of	11,095,347
Research, Vice President for	1,819,530
Science and Mathematics, College of	15,632,300
Social Work, College of <sup>5</sup>	6,248,185
University Libraries	175,656
USC Aiken	2,342,261
USC Beaufort	625,198
USC Lancaster	450,077
USC Salkehatchie	414,305
USC Spartanburg	2,496,072
USC Sumter	257,763
USC Union	284,041
<b>Totals:</b>	<b>\$94,620,169</b>

<sup>1</sup> Earth Sciences & Resources Institute reported with School of the Environment

<sup>2</sup> Public Affairs, Institute of name changed to Public Service and Policy Research and reported with College of Liberal Arts. Criminology & Criminal Justice reported with College of Liberal Arts

<sup>3</sup> Journalism & Mass Communications along with Library & Information Sciences are reported with Mass Communications & Information Studies, College of

<sup>4</sup> TRIO reported with Office of Provost

<sup>5</sup> Families in Society, Institute reported with College of Social Work

<sup>6</sup> College of Business Administration name changed to Business, Moore School of

<sup>7</sup> Computer Science reported with Computer Science & Engineering in Engineering & Information Technology, College of

<sup>8</sup> College of Applied Professions reported with Hospitality, Retail & Sports Management, College of

<sup>9</sup> Other Divisions include: English Programs for Internationals, Graduate School, University 101, Enrollment Management, Honors College, Business and Finance, Law Enforcement & Safety, Student Affairs, Division of, School of Music, and Computer Services

<sup>10</sup> Expenditures are assigned by administering department

# Awards by Department Summary

<u>Campus</u>	<u>FY2002</u>		<u>FY2003</u>	
	<u>Number</u>	<u>Amount</u>	<u>Number</u>	<u>Amount</u>
<b>Business &amp; Finance</b>				
Campus Services	2	19,970	0	0
<b>Total:</b>	<b>2</b>	<b>\$19,970</b>	<b>0</b>	<b>\$0</b>
<b>Business, Moore School of</b>				
Business Administration - Division of Research	61	880,050	31	622,136
Economics, Department of	0	0	1	88,738
Small Business Development Center	11	1,627,095	6	672,350
<b>Total:</b>	<b>72</b>	<b>\$2,507,145</b>	<b>38</b>	<b>\$1,383,224</b>
<b>Education, College of</b>				
Education	6	99,507	8	232,477
Education Leadership & Policies	7	327,429	8	342,408
Educational Psychology	15	857,861	14	915,146
Instruction & Teacher Education	22	2,898,606	31	3,311,387
Physical Education	10	1,135,110	3	605,000
School Improvement Council Assistance	4	209,805	3	200,759
<b>Total:</b>	<b>64</b>	<b>\$5,528,318</b>	<b>67</b>	<b>\$5,607,177</b>
<b>Engineering &amp; Information Technology, College of</b>				
Chemical Engineering	39	3,159,483	41	4,032,651
Civil & Environmental Engineering	16	1,493,779	22	909,410
Computer Science & Engineering	18	720,911	24	815,385
Electrical Engineering	21	7,186,672	16	7,731,200
Engineering & Information Technology, College of	15	4,175,871	11	2,367,690
Mechanical Engineering	33	2,034,417	32	2,891,835
<b>Total:</b>	<b>142</b>	<b>\$18,771,133</b>	<b>146</b>	<b>\$18,748,171</b>
<b>Enrollment Management</b>				
Student Financial Aid & Scholarships	1	33,047	1	37,583
<b>Total:</b>	<b>1</b>	<b>\$33,047</b>	<b>1</b>	<b>\$37,583</b>
<b>Environment, School of the</b>				
Earth Sciences & Resources Institute	8	888,740	5	707,050
Environment, School of the	6	125,025	8	336,107
<b>Total:</b>	<b>14</b>	<b>\$1,013,765</b>	<b>13</b>	<b>\$1,043,157</b>
<b>Graduate School</b>				
<b>Total:</b>	<b>2</b>	<b>\$30,139</b>	<b>0</b>	<b>\$0</b>

# Awards by Department Summary

<u>Campus</u>	<u>FY2002</u>		<u>FY2003</u>		
	<u>Number</u>	<u>Amount</u>	<u>Number</u>	<u>Amount</u>	
<b>Honors College, South Carolina</b>	<b>Total:</b>	<b>0</b>	<b>\$0</b>	<b>1</b>	<b>\$4,000</b>
<b>Hospitality, Retail &amp; Sports Management, College of</b>					
Hospitality, Retail & Sports Management, College of	2	50,000	1	38,000	
Retailing Studies, Center for	1	11,429	1	8,000	
SC Academy of Science, Center for	2	127,500	1	100,000	
Sport Administration	1	14,000	0	0	
	<b>Total:</b>	<b>6</b>	<b>\$202,929</b>	<b>3</b>	<b>\$146,000</b>
<b>Law, School of</b>	<b>Total:</b>	<b>14</b>	<b>\$1,295,397</b>	<b>12</b>	<b>\$1,377,390</b>
<b>Liberal Arts, College of</b>					
Anthropology	1	72,250	0	0	
Archaeology & Anthropology, SC Institute of	17	1,672,773	11	1,511,082	
Art	3	39,984	3	30,400	
Comparative Literature	1	1,200	0	0	
Criminology & Criminal Justice, Department of	5	605,165	2	223,447	
English	4	100,075	2	50,000	
English Program for Internationals	3	341,582	1	280,140	
Geography	23	897,963	20	968,643	
History	37	480,763	20	371,260	
International Studies, Institute of	1	109,343	0	0	
Languages, Literatures, and Cultures, Department of	1	7,533	0	0	
McKissick Museum	5	21,270	5	134,515	
Naval Science	3	5,000	2	4,000	
Philosophy	2	29,644	4	202,580	
Political Science	18	548,858	22	3,222,527	
Psychology	42	2,084,518	62	6,097,897	
Public Services & Policy Research, Institute for	6	95,840	7	140,857	
Religious Studies	1	50,000	1	25,000	
Sociology	2	12,018	3	158,757	
	<b>Total:</b>	<b>175</b>	<b>\$7,175,779</b>	<b>165</b>	<b>\$13,421,105</b>
<b>Mass Communications &amp; Information Studies, College</b>					
Journalism & Mass Communications, School of	13	217,566	10	70,546	
Library & Information Sciences, School of	6	64,759	16	1,355,772	
	<b>Total:</b>	<b>19</b>	<b>\$282,325</b>	<b>26</b>	<b>\$1,426,318</b>

# Awards by Department Summary

<u>Campus</u>	<u>FY2002</u>		<u>FY2003</u>	
	<u>Number</u>	<u>Amount</u>	<u>Number</u>	<u>Amount</u>
<b>Medicine, School of</b>				
Cell & Developmental Biology & Anatomy	24	2,192,665	24	2,429,132
Cell Biology & Neurosciences	8	931,530	5	313,764
Family & Preventive Medicine	15	1,070,684	9	1,442,320
Health & Safety	1	9,600	0	0
Internal Medicine	52	3,290,853	37	3,353,822
Medicine Library	2	137,048	4	271,327
Medicine, School of - (Dean)	19	760,846	15	494,611
Microbiology & Immunology	8	820,383	7	681,603
Neuropsychiatry	10	219,489	8	661,437
Obstetrics & Gynecology	1	59,000	2	126,607
Ophthalmology	2	12,703	6	44,688
Pathology & Microbiology	6	968,175	10	783,459
Pediatrics/Center for Developmental Disabilities	22	2,914,045	23	2,582,980
Pediatrics/Developmental Disabilities, Center for	0	0	1	6,200
Pharmacology, Physiology & Neuroscience	4	325,340	13	966,827
Radiology	7	528,074	7	600,225
Surgery	8	289,054	7	62,293
<b>Total:</b>	<b>189</b>	<b>\$14,529,489</b>	<b>178</b>	<b>\$14,821,295</b>
<b>Music, School of</b>				
<b>Total:</b>	<b>1</b>	<b>\$35,937</b>	<b>2</b>	<b>\$17,695</b>
<b>Nursing, College of</b>				
Academic & Student Affairs	8	401,510	3	302,874
Administrative & Clinical Nursing	2	102,010	1	84,794
Family & Community Health Nursing	3	46,897	3	214,946
Nursing - (General)	6	420,247	6	382,133
Palmetto Poison Center	1	88,957	0	0
<b>Total:</b>	<b>20</b>	<b>\$1,059,621</b>	<b>13</b>	<b>\$984,747</b>
<b>Pharmacy, College of</b>				
Basic Pharmaceutical Sciences	9	1,040,614	12	1,008,934
Pharmacy - (Dean)	0	0	2	49,500
Pharmacy - (General)	9	262,252	6	543,252
Pharmacy Practice	4	141,085	3	114,505
<b>Total:</b>	<b>22</b>	<b>\$1,443,951</b>	<b>23</b>	<b>\$1,716,191</b>
<b>Provost, Office of the</b>				
Provost, Office of the	0	0	1	4,335
TRIO Programs	7	1,715,917	6	1,730,185
<b>Total:</b>	<b>7</b>	<b>\$1,715,917</b>	<b>7</b>	<b>\$1,734,520</b>

# Awards by Department Summary

<u>Campus</u>	<u>FY2002</u>		<u>FY2003</u>	
	<u>Number</u>	<u>Amount</u>	<u>Number</u>	<u>Amount</u>
<b>Public Health, Arnold School of</b>				
Communication Sciences & Disorders	2	80,334	4	156,558
Environmental Health Sciences	55	2,418,136	44	3,743,579
Epidemiology & Biostatistics	48	5,458,939	60	5,194,795
Exercise Science	22	2,267,982	26	2,648,597
Health Administration	25	747,409	36	1,388,176
Health Promotion, Education & Behavior	45	2,120,936	53	3,206,219
Health Services & Policy Research, Center for	9	830,938	12	462,549
Prevention Research Center	5	519,010	7	1,124,252
Public Health, Arnold School of - Dean	5	3,505,019	8	5,456,390
<b>Total:</b>	<b>216</b>	<b>\$17,948,703</b>	<b>250</b>	<b>\$23,381,115</b>
<b>Research, Vice President for</b>				
Sponsored Programs & Research	2	34,365	2	31,034
Technology Incubator	0	0	1	160,000
<b>Total:</b>	<b>2</b>	<b>\$34,365</b>	<b>3</b>	<b>\$191,034</b>
<b>Science and Mathematics, College of</b>				
Baruch Institute	15	833,951	24	1,886,940
Biological Sciences	68	6,416,015	84	11,164,266
Chemistry & Biochemistry	68	6,116,858	71	6,185,756
Geological Sciences	58	2,376,055	55	3,215,743
Mathematics	10	758,320	10	983,681
Physics & Astronomy	27	3,444,927	42	3,242,809
Science & Math Administration	1	6,000	0	0
Science Education, Center for	2	628,472	2	20,400
Statistics	18	463,185	18	490,390
<b>Total:</b>	<b>267</b>	<b>\$21,043,783</b>	<b>306</b>	<b>\$27,189,985</b>
<b>Social Work, College of</b>				
Families in Society, Institute for	17	1,180,693	18	1,770,772
Social Work, College of	86	7,112,413	74	7,046,087
<b>Total:</b>	<b>103</b>	<b>\$8,293,106</b>	<b>92</b>	<b>\$8,816,859</b>
<b>Student Affairs, Division of</b>				
Health & Wellness Program	0	0	3	31,932
Student Affairs	3	153,952	1	20,000
Student Health	3	313,265	1	7,330
Student Life	1	4,247	1	112,277
<b>Total:</b>	<b>7</b>	<b>\$471,464</b>	<b>6</b>	<b>\$171,539</b>

# Awards by Department Summary

<u>Campus</u>	<u>FY2002</u>		<u>FY2003</u>	
	<u>Number</u>	<u>Amount</u>	<u>Number</u>	<u>Amount</u>
<b>University Libraries</b>				
Libraries & Collections	1	1,020	1	251,268
South Caroliniana Library	2	947,130	0	0
<b>Total:</b>	<b>3</b>	<b>\$948,150</b>	<b>1</b>	<b>\$251,268</b>
<b>Senior and Regional Campuses</b>				
USC Aiken	23	1,069,398	31	2,260,337
USC Beaufort	18	452,550	13	1,158,673
USC Lancaster	5	288,153	5	565,689
USC Salkehatchie	7	583,009	10	657,945
USC Spartanburg	70	1,954,222	59	3,253,985
USC Sumter	6	254,508	3	262,079
USC Union	2	229,471	2	237,948
<b>Total:</b>	<b>134</b>	<b>\$4,831,311</b>	<b>124</b>	<b>\$8,396,656</b>
<hr/> <hr/>				
<b>Report Total:</b>	<b>1479</b>	<b>\$109,215,744</b>	<b>1476</b>	<b>\$130,867,029</b>

# Awards by Department Unit & Purpose

	Research	Training	Grad. Assist.	Equipment	Service
<b>Business, Moore School of</b>					
Business Administration - Division of Research	537,579	-	84,557	-	-
Economics, Department of	88,738	-	-	-	-
Small Business Development Center	-	-	-	-	672,350
<b>Total:</b>	<b>\$626,317</b>	<b>-</b>	<b>\$84,557</b>	<b>-</b>	<b>\$672,350</b>
<b>Education, College of</b>					
Education	202,427	10,000	12,550	-	7,500
Education Leadership & Policies	139,881	-	27,000	-	175,527
Educational Psychology	241,960	404,520	-	-	268,666
Instruction & Teacher Education	866,509	486,135	1,500	-	1,957,243
Physical Education	-	-	-	-	605,000
School Improvement Council Assistance	-	12,000	-	-	188,759
<b>Total:</b>	<b>\$1,450,777</b>	<b>\$912,655</b>	<b>\$41,050</b>	<b>-</b>	<b>\$3,202,695</b>
<b>Engineering &amp; Information Technology</b>					
Chemical Engineering	4,032,651	-	-	-	-
Civil & Environmental Engineering	907,410	2,000	-	-	-
Computer Science & Engineering	694,784	-	120,601	-	-
Electrical Engineering	7,731,200	-	-	-	-
Engineering & Information Technology, College of	2,351,190	-	-	-	16,500
Mechanical Engineering	2,427,252	464,583	-	-	-
<b>Total:</b>	<b>\$18,144,48</b>	<b>\$466,583</b>	<b>\$120,601</b>	<b>-</b>	<b>\$16,500</b>
<b>Enrollment Management</b>					
Student Financial Aid & Scholarships	-	-	-	-	37,583
<b>Total:</b>	<b>-</b>	<b>-</b>	<b>-</b>	<b>-</b>	<b>\$37,583</b>
<b>Environment, School of the</b>					
Earth Sciences & Resources Institute	698,809	-	-	-	8,241
Environment, School of the	173,886	20,300	-	-	141,921
<b>Total:</b>	<b>\$872,695</b>	<b>\$20,300</b>	<b>-</b>	<b>-</b>	<b>\$150,162</b>
<b>Honors College, South Carolina</b>					
<b>Total:</b>	<b>-</b>	<b>-</b>	<b>-</b>	<b>-</b>	<b>\$4,000</b>
<b>Hospitality, Retail &amp; Sports Management, College of</b>					
Hospitality, Retail & Sports Management, College of	-	-	-	-	38,000
Retailing Studies, Center for	8,000	-	-	-	-
SC Academy of Science, Center for	-	-	-	-	100,000
<b>Total:</b>	<b>\$8,000</b>	<b>-</b>	<b>-</b>	<b>-</b>	<b>\$138,000</b>

# Awards by Department Unit & Purpose

	Research	Training	Grad. Assist.	Equipment	Service
<b>Law, School of</b>					
<b>Total:</b>	<b>\$200,000</b>	-	-	-	<b>\$1,177,390</b>
<b>Liberal Arts, College of</b>					
Archaeology & Anthropology, SC Institute of	1,511,082	-	-	-	-
Art	30,400	-	-	-	-
Criminology & Criminal Justice, Department of	-	-	24,447	-	199,000
English	50,000	-	-	-	-
English Program for Internationals	-	280,140	-	-	-
Geography	717,150	188,631	62,862	-	-
History	285,325	-	75,735	-	10,200
McKissick Museum	22,015	-	-	-	112,500
Naval Science	-	4,000	-	-	-
Philosophy	202,580	-	-	-	-
Political Science	2,214,011	-	40,564	-	967,952
Psychology	5,676,451	-	421,446	-	-
Public Services & Policy Research, Institute for	54,198	-	-	-	86,659
Religious Studies	25,000	-	-	-	-
Sociology	158,757	-	-	-	-
<b>Total:</b>	<b>\$10,946,96</b>	<b>\$472,771</b>	<b>\$625,054</b>	-	<b>\$1,376,311</b>
<b>Mass Communications &amp; Information Studies</b>					
Journalism & Mass Communications, School of	26,883	-	43,663	-	-
Library & Information Sciences, School of	41,444	-	26,831	-	1,287,497
<b>Total:</b>	<b>\$68,327</b>	-	<b>\$70,494</b>	-	<b>\$1,287,497</b>
<b>Medicine, School of</b>					
Cell & Developmental Biology & Anatomy	2,306,128	-	-	123,004	-
Cell Biology & Neurosciences	313,764	-	-	-	-
Family & Preventive Medicine	485,978	60,808	-	-	895,534
Internal Medicine	1,141,275	-	-	-	2,212,547
Medicine Library	244,285	-	-	-	27,042
Medicine, School of - (Dean)	123,141	177,338	-	194,132	-
Microbiology & Immunology	644,193	37,410	-	-	-
Neuropsychiatry	456,717	196,720	-	-	8,000
Obstetrics & Gynecology	59,000	-	-	-	67,607
Ophthalmology	44,688	-	-	-	-
Pathology & Microbiology	783,459	-	-	-	-
Pediatrics/Center for Developmental Disabilities	65,572	97,124	-	-	2,420,284
Pediatrics/Developmental Disabilities, Center for	-	-	-	-	6,200
Pharmacology, Physiology & Neuroscience	821,875	144,952	-	-	-
Radiology	412,435	-	-	-	187,790
Surgery	62,293	-	-	-	-
<b>Total:</b>	<b>\$7,964,803</b>	<b>\$714,352</b>	-	<b>\$317,136</b>	<b>\$5,825,004</b>

# Awards by Department Unit & Purpose

	Research	Training	Grad. Assist.	Equipment	Service
<b>Music, School of</b>					
<b>Total:</b>	-	-	-	-	<b>\$17,695</b>
<b>Nursing, College of</b>					
Academic & Student Affairs	302,874	-	-	-	-
Administrative & Clinical Nursing	84,794	-	-	-	-
Family & Community Health Nursing	30,374	184,572	-	-	-
Nursing - (General)	84,828	284,305	-	-	13,000
<b>Total:</b>	<b>\$502,870</b>	<b>\$468,877</b>	-	-	<b>\$13,000</b>
<b>Pharmacy, College of</b>					
Basic Pharmaceutical Sciences	1,008,934	-	-	-	-
Pharmacy - (Dean)	49,500	-	-	-	-
Pharmacy - (General)	327,262	-	-	-	215,990
Pharmacy Practice	10,650	12,605	-	-	91,250
<b>Total:</b>	<b>\$1,396,346</b>	<b>\$12,605</b>	-	-	<b>\$307,240</b>
<b>Provost, Office of the</b>					
Provost, Office of the	4,335	-	-	-	-
TRIO Programs	-	-	-	-	1,730,185
<b>Total:</b>	<b>\$4,335</b>	-	-	-	<b>\$1,730,185</b>
<b>Public Health, Arnold School of</b>					
Communication Sciences & Disorders	152,558	4,000	-	-	-
Environmental Health Sciences	2,668,829	1,061,310	13,440	-	-
Epidemiology & Biostatistics	4,880,288	103,439	174,974	-	36,094
Exercise Science	2,590,306	-	58,291	-	-
Health Administration	843,427	424,978	119,771	-	-
Health Promotion, Education & Behavior	843,458	2,106,174	179,087	-	77,500
Health Services & Policy Research, Center for	382,655	11,815	-	-	68,079
Prevention Research Center	1,057,252	-	-	-	67,000
Public Health, Arnold School of - Dean	772,300	138,359	-	-	4,545,731
<b>Total:</b>	<b>\$14,191,07</b>	<b>\$3,850,075</b>	<b>\$545,563</b>	-	<b>\$4,794,404</b>
<b>Research, Vice President for</b>					
Sponsored Programs & Research	24,000	-	7,034	-	-
Technology Incubator	-	-	-	-	160,000
<b>Total:</b>	<b>\$24,000</b>	-	<b>\$7,034</b>	-	<b>\$160,000</b>

# Awards by Department Unit & Purpose

	Research	Training	Grad. Assist.	Equipment	Service
<b>Science and Mathematics, College of</b>					
Baruch Institute	1,884,970	-	-	-	1,970
Biological Sciences	11,049,766	2,000	8,000	-	104,500
Chemistry & Biochemistry	6,123,537	14,713	-	-	47,506
Geological Sciences	3,192,524	7,619	-	-	15,600
Mathematics	983,681	-	-	-	-
Physics & Astronomy	2,568,718	673,091	-	-	1,000
Science Education, Center for	12,400	-	-	-	8,000
Statistics	382,361	12,029	74,525	-	21,475
<b>Total:</b>	<b>\$26,197,95</b>	<b>\$709,452</b>	<b>\$82,525</b>	<b>-</b>	<b>\$200,051</b>
<b>Social Work, College of</b>					
Families in Society, Institute for	1,465,224	-	-	-	305,548
Social Work, College of	495,269	5,502,897	308,495	-	739,426
<b>Total:</b>	<b>\$1,960,493</b>	<b>\$5,502,897</b>	<b>\$308,495</b>	<b>-</b>	<b>\$1,044,974</b>
<b>Student Affairs, Division of</b>					
Health & Wellness Program	-	-	-	-	31,932
Student Affairs	-	-	-	-	20,000
Student Health	-	-	-	-	7,330
Student Life	112,277	-	-	-	-
<b>Total:</b>	<b>\$112,277</b>	<b>-</b>	<b>-</b>	<b>-</b>	<b>\$59,262</b>
<b>University Libraries</b>					
Libraries & Collections	-	-	-	-	251,268
<b>Total:</b>	<b>-</b>	<b>-</b>	<b>-</b>	<b>-</b>	<b>\$251,268</b>
<b>Senior and Regional Campuses</b>					
USC Aiken	252,386	53,300	-	798,000	1,156,651
USC Beaufort	-	74,600	-	-	1,084,073
USC Lancaster	-	-	-	-	565,689
USC Salkehatchie	109,052	-	-	-	548,893
USC Spartanburg	125,152	628,599	-	1,205,000	1,295,234
USC Sumter	-	-	-	-	262,079
USC Union	-	-	-	-	237,948
<b>Total:</b>	<b>\$486,590</b>	<b>\$756,499</b>	<b>\$308,495</b>	<b>\$2,003,000</b>	<b>\$5,150,567</b>
<b>Total University:</b>					
	<b>\$85,158,316</b>	<b>\$13,887,066</b>	<b>\$1,885,373</b>	<b>\$2,320,136</b>	<b>\$27,616,138</b>

# Proposal Submissions by College & Department

<u>Campus</u>	<u>FY2002</u>		<u>FY2003</u>	
	<u>Number</u>	<u>Amount</u>	<u>Number</u>	<u>Amount</u>
<b>Business &amp; Finance</b>				
Campus Services	2	17,497	0	0
<b>Total:</b>	<b>2</b>	<b>\$17,497</b>	<b>0</b>	<b>\$0</b>
<b>Business, Moore School of</b>				
Business Administration - Division of Research	49	843,490	32	543,726
Economics, Department of	1	34,922	2	214,794
Small Business Development Center	7	2,588,813	6	1,529,869
<b>Total:</b>	<b>57</b>	<b>\$3,467,225</b>	<b>40</b>	<b>\$2,288,389</b>
<b>Education, College of</b>				
Education	0	0	2	36,500
Education Leadership & Policies	11	567,402	8	392,636
Educational Psychology	23	1,567,366	15	1,193,956
Instruction & Teacher Education	16	1,220,814	26	4,006,585
Physical Education	8	1,132,110	1	1,020,000
School Improvement Council Assistance	3	76,250	2	200,759
<b>Total:</b>	<b>61</b>	<b>\$4,563,942</b>	<b>54</b>	<b>\$6,850,436</b>
<b>Engineering &amp; Information Technology, College of</b>				
Chemical Engineering	48	4,295,623	58	9,678,587
Civil & Environmental Engineering	16	1,374,668	37	3,300,602
Computer Science & Engineering	33	3,633,881	49	6,307,062
Electrical Engineering	19	9,879,570	39	29,849,045
Engineering & Information Technology, College of	8	1,786,008	10	2,306,504
Mechanical Engineering	39	5,521,758	41	4,093,376
<b>Total:</b>	<b>163</b>	<b>\$26,491,508</b>	<b>234</b>	<b>\$55,535,176</b>
<b>Environment, School of the</b>				
Earth Sciences & Resources Institute	19	2,681,369	11	1,168,337
Environment, School of the	10	1,206,238	15	1,832,031
<b>Total:</b>	<b>29</b>	<b>\$3,887,607</b>	<b>26</b>	<b>\$3,000,368</b>
<b>Graduate School</b>				
<b>Total:</b>	<b>3</b>	<b>\$30,139</b>	<b>0</b>	<b>\$0</b>
<b>Honors College, South Carolina</b>				
<b>Total:</b>	<b>2</b>	<b>\$79,482</b>	<b>4</b>	<b>\$119,791</b>

# Proposal Submissions by College & Department

<u>Campus</u>	FY 2002		FY 2003		
	<u>Number</u>	<u>Amount</u>	<u>Number</u>	<u>Amount</u>	
<b>Families in Society, Institute for</b>	<b>Total:</b>	<b>24</b>	<b>\$2,297,498</b>	<b>30</b>	<b>\$3,561,233</b>
<b>Honors College, South Carolina</b>	<b>Total:</b>	<b>2</b>	<b>\$79,482</b>	<b>9</b>	<b>\$1,409,237</b>
<b>Hospitality, Retail &amp; Sports Management, College of</b>					
Administrative Information Management	1	490,886	1	244,450	
Hospitality, Retail & Sports Mgmt - (Dean)	1	25,000	2	129,899	
Hotel, Restaurant & Tourism Administration	1	25,000	0	0	
Retailing Studies, Center for	3	26,750	4	2,507,184	
Sport Administration	1	14,000	0	0	
<b>Total:</b>	<b>7</b>	<b>\$581,636</b>	<b>7</b>	<b>\$2,881,533</b>	
<b>Law Enforcement &amp; Safety</b>	<b>Total:</b>	<b>1</b>	<b>\$21,600</b>	<b>0</b>	<b>\$0</b>
<b>Law, School of</b>	<b>Total:</b>	<b>15</b>	<b>\$1,994,376</b>	<b>14</b>	<b>\$1,511,617</b>
<b>Liberal Arts, College of</b>					
Anthropology	1	18,525	4	429,434	
Archaeology & Anthropology, Institute of	13	1,306,974	9	2,287,518	
Art	4	88,954	4	271,200	
Comparative Literature	1	1,200	0	0	
Criminology & Criminal Justice, Department of	0	0	3	140,654	
English	4	96,790	4	279,894	
French & Classics	1	7,533	0	0	
Geography	18	843,946	22	3,008,994	
History	21	246,815	12	238,159	
International Studies, Institute of	5	758,524	4	477,045	
Languages, Literatures, and Cultures	0	0	1	24,000	
McKissick Museum	6	140,020	5	111,049	
Philosophy	1	10,000	1	450,331	
Political Science	10	306,654	8	159,366	
Psychology	35	5,652,953	56	11,956,694	
Public Service & Policy Research, Institute for	26	3,588,491	17	1,242,654	
Religious Studies	1	50,000	1	25,000	
Sociology	5	374,712	8	633,322	
Southern Studies, Institute for	2	249,388	4	564,903	
Trio Programs	6	1,438,772	0	0	
<b>Total:</b>	<b>160</b>	<b>\$15,180,251</b>	<b>163</b>	<b>\$22,300,217</b>	
<b>Library &amp; Information Science, College of</b>	<b>Total:</b>	<b>7</b>	<b>\$1,093,874</b>	<b>0</b>	<b>\$0</b>

# Proposal Submissions by College & Department

<u>Campus</u>	<u>FY2002</u>		<u>FY2003</u>	
	<u>Number</u>	<u>Amount</u>	<u>Number</u>	<u>Amount</u>
<b>Mass Communications &amp; Information Studies, College</b>				
Journalism & Mass Communications, School of	12	274,640	18	1,571,513
Library & Information Science, College of	7	1,093,874	8	237,882
<b>Total:</b>	<b>19</b>	<b>\$1,368,514</b>	<b>26</b>	<b>\$1,809,395</b>
<b>Medicine, School of</b>				
Cell & Developmental Biology & Anatomy	20	3,068,283	26	4,296,503
Cell Biology & Neurosciences	6	846,827	6	1,305,284
Family & Preventive Medicine	14	2,054,110	15	2,489,145
Internal Medicine	28	1,497,492	24	1,847,962
Medicine Library	1	3,801	1	27,042
Medicine, School of - (Dean)	3	111,493	6	709,880
Medicine, School of - (Graduate Program)	1	17,680	0	0
Microbiology & Immunology	10	2,289,964	6	952,448
Neuropsychiatry	11	1,067,438	6	637,920
Obstetrics & Gynecology	2	97,570	2	121,165
Ophthalmology	1	35,000	2	693,168
Pathology & Microbiology	14	1,881,225	17	2,225,059
Pediatrics/Center for Developmental Disabilities	21	3,664,629	16	2,844,603
Pediatrics/Developmental Disabilities, Center for	0	0	1	6,200
Pharmacology & Physiology	23	2,186,898	19	3,696,111
Radiology	12	700,820	6	293,973
Surgery	6	504,723	3	158,498
<b>Total:</b>	<b>173</b>	<b>\$20,027,953</b>	<b>156</b>	<b>\$22,304,961</b>
<b>Music, School of</b>				
<b>Total:</b>	<b>2</b>	<b>\$175,540</b>	<b>3</b>	<b>\$903,528</b>
<b>Nursing, College of</b>				
Academic & Student Affairs	4	609,160	5	980,229
Administrative & Clinical Nursing	4	677,349	1	479,279
Family & Community Health Nursing	6	991,872	3	401,582
Nursing	0	0	6	1,593,831
Nursing (General)	8	1,167,330	1	291,000
Nursing, College of	4	2,264,145	3	921,302
<b>Total:</b>	<b>26</b>	<b>\$5,709,856</b>	<b>19</b>	<b>\$4,667,223</b>
<b>Pharmacy, College of</b>				
Basic Pharmaceutical Sciences	19	2,739,444	12	928,965
Pharmacy (General)	0	0	3	505,778
Pharmacy Practice	5	149,383	1	7,800
Pharmacy- (Dean)	3	75,000	3	98,500
<b>Total:</b>	<b>27</b>	<b>\$2,963,827</b>	<b>19</b>	<b>\$1,541,043</b>

# Proposal Submissions by College & Department

<u>Campus</u>	<u>FY2002</u>		<u>FY2003</u>	
	<u>Number</u>	<u>Amount</u>	<u>Number</u>	<u>Amount</u>
<b>Provost, Office of the TRIO Programs</b>	6	1,438,772	3	1,078,453
<b>Total:</b>	<b>6</b>	<b>\$1,438,772</b>	<b>3</b>	<b>\$1,078,453</b>
<b>Public Health, Norman J. Arnold School of</b>				
Communication Sciences & Disorders	4	157,667	10	701,090
Environmental Health Sciences	26	2,864,080	36	6,236,692
Epidemiology & Biostatistics	55	8,503,163	54	5,999,056
Exercise Science	30	2,688,781	36	5,020,982
Health Administration	26	1,288,643	33	1,418,730
Health Promotion, Education & Behavior	42	2,902,157	50	8,997,443
Health Services & Policy Research, Center for	11	753,905	11	432,593
Prevention Research Center	1	98,687	5	432,604
Public Health, Norman J. Arnold School of - Dean	3	2,450,731	6	3,722,077
<b>Total:</b>	<b>198</b>	<b>\$21,707,814</b>	<b>241</b>	<b>\$32,961,267</b>
<b>Research, Vice President for</b>				
Sponsored Programs & Research	3	210,000	3	410,000
Technology Incubator	1	12,000	1	160,000
<b>Total:</b>	<b>4</b>	<b>\$222,000</b>	<b>4</b>	<b>\$570,000</b>
<b>Science and Mathematics, College of</b>				
Baruch Institute	37	5,734,274	26	5,641,631
Biological Sciences	77	11,133,569	86	14,069,521
Chemistry & Biochemistry	85	18,443,343	103	22,677,270
Electrical Engineering	1	74,935	0	0
Geological Sciences	62	6,599,340	76	7,579,822
Mathematics	14	728,903	20	1,274,907
Physics & Astronomy	44	7,454,482	34	3,372,504
Science & Math Administration	1	20,000	4	2,577,055
Science Education, Center for	4	325,041	3	44,845
Statistics	19	533,176	22	1,269,963
<b>Total:</b>	<b>344</b>	<b>\$51,047,063</b>	<b>374</b>	<b>\$58,507,518</b>
<b>Social Work, College of</b>				
Families in Society, Institute for	25	2,727,498	30	3,561,233
Social Work, College of	79	2,631,645	77	2,374,846
<b>Total:</b>	<b>104</b>	<b>\$5,359,143</b>	<b>107</b>	<b>\$5,936,079</b>

# Proposal Submissions by College & Department

<u>Campus</u>	<u>FY2002</u>		<u>FY2003</u>	
	<u>Number</u>	<u>Amount</u>	<u>Number</u>	<u>Amount</u>
<b>Student Affairs, Division of</b>				
Health & Wellness Program	1	3,960	3	365,619
Housing & Residential Services	1	25,000	0	0
Student Affairs	2	43,268	0	0
Student Health	1	13,531	1	297,154
Student Health Services	0	0	2	15,000
Student Life	2	43,143	4	259,580
<b>Total:</b>	<b>7</b>	<b>\$128,902</b>	<b>10</b>	<b>\$937,353</b>
<b>University 101</b>				
University 101	0	0	1	23,925
<b>Total:</b>	<b>0</b>	<b>\$0</b>	<b>1</b>	<b>\$23,925</b>
<b>University Libraries</b>				
Libraries & Collections	0	0	1	182,790
South Caroliniana Library	2	192,010	1	4,643
Thomas Cooper Library	0	0	1	369,525
<b>Total:</b>	<b>2</b>	<b>\$192,010</b>	<b>3</b>	<b>\$556,958</b>
<b>Senior and Regional Campuses</b>				
USC Aiken	23	1,936,504	35	5,479,787
USC Beaufort	18	1,836,708	21	3,098,875
USC Lancaster	3	317,360	5	1,087,499
USC Salkehatchie	9	701,404	14	826,781
USC Spartanburg	40	2,716,366	35	6,525,044
USC Sumter	3	193,379	1	2,000
USC Union	0	0	3	560,924
<b>Total:</b>	<b>96</b>	<b>\$7,701,721</b>	<b>114</b>	<b>\$17,580,910</b>
<hr/>				
<b>Total University:</b>	<b>1509</b>	<b>\$175,821,532</b>	<b>1628</b>	<b>\$244,305,642</b>