

MEMORANDUM

To: Harris Pastides, Ph.D.
 Interim Vice President for Research

From: Anthony M. Boccanfuso, Ph.D.
 Managing Director

RE: Report of Sponsored Program Activity for September 2003

Date: October 15, 2003

The University received awards totaling \$16.1 million during the month, a forty percent (40%) increase from last September (\$11.5 million). **For 1st quarter of FY2004, award dollars are twenty-four (26%) ahead from last year, \$48.1 million vs. \$38.4 million.**

Faculty submitted 149 proposals requesting \$12.6 million during September. For 1st quarter of FY2004, SPAR has processed 483 proposals requesting \$57.8 million, compared to last year's totals of 450 and \$42.9 million.

	September FY04	YTD FY03 July - September	YTD FY04 July - September	YTD Change
Award Dollars	\$16,077,908	\$38,376,953	\$48,078,277	25%
Research Direct Expenditures	\$6,186,361	\$14,007,705	\$17,567,286	25%
Research IDC Expenditures	\$1,275,041	\$4,142,611	\$4,642,198	12%
Proposals Submitted	149	450	483	7%
Proposal Dollars Requested	\$12,579,891	\$42,937,026	\$57,773,243	35%
Notable Areas				
Health Science Colleges	\$5,561,954	\$12,958,402	\$16,709,750	29%
Engineering & Information Technology	\$3,223,629	\$5,336,446	\$7,100,666	33%
Liberal Arts, College of	\$727,345	\$3,730,097	\$3,003,419	(20)%
Science and Mathematics, College of	\$4,508,042	\$9,172,435	\$13,927,320	52%
Senior and Regional Campuses	\$765,377	\$2,730,966	\$3,344,842	23%

cc: Andrew A. Sorensen, Ph.D.
 Jerome D. Odom, Ph.D.
 R. Steven Etheredge
 Richard Kelly

September 2003 Featured Awards

Business Administration - Division of Research

Folks, William

- * *Center for International Business Education & Research (CIBER) -* **\$379,300**
Sponsor: USCRF/US Department of Education (USDE) - General

Instruction & Teacher Education

Kuhs, Therese

- * *Partners for the Enhancement of Clinical Experiences - (15250-F440)* **\$534,314**
Sponsor: US Department of Education (USDE) - General

Electrical Engineering

Khan, Asif

- * *AllInGaN MOSDHfet Based RF Circuits - (15530-FA28)* **\$2,240,000**
Sponsor: USCRF/US Army & Missile Defense Command

Epidemiology & Biostatistics

Mayer-Davis, Elizabeth

- * *Uniform Population Based Approach and Research on Childhood Diabetes: SEARCH Study - (11520-FA33)* **\$653,005**
Sponsor: Centers for Disease Control (CDC)/HHS

Families in Society, Institute for

Musick, Kristi

- * *Training in Early Childhood Solutions - (18140-FL22)* **\$498,689**
Sponsor: SC Department of Health & Environmental Control/USDE

Biological Sciences

Coull, Bruce

- * *Promoting Sustainable Conservation in South Carolina - (10060-FL07)* **\$100,000**
Sponsor: USCRF/National Fish & Wildlife Foundation/DOI
Co-PI: Jerman, Patricia

Health Promotion, Education & Behavior

Richter, Donna

- * *Institute for HIV Prevention Leadership - (11540-FJ05)* **\$475,263**
Sponsor: USCRF/Association of Schools of Public Health/CDC

Exercise Science

Pate, Russell

- * *Trail of Activity for Adolescent Girls - (11530-FA15)* **\$752,027**
Sponsor: National Heart, Lung & Blood Institute (NHLBI)/NIH

Cell & Developmental Biology & Anatomy

Muga, Stephanie

- * *COBRE: Adjuvant Nutrition and Chemotherapeutic Response - (13130-FA03)* **\$211,216**
Sponsor: USCRF/National Center for Research Resources (NCRR)/NIH

Sponsored Programs and Research

Monthly Report

SUMMARY OF AWARDS SEPTEMBER - 2003

By Purpose

Research Awards	\$12,782,962
Training Awards	\$835,882
Service Awards	\$2,275,182
Equipment Awards	\$25,000
Graduate Assistantship	\$158,882

TOTAL: \$16,077,908

By Source

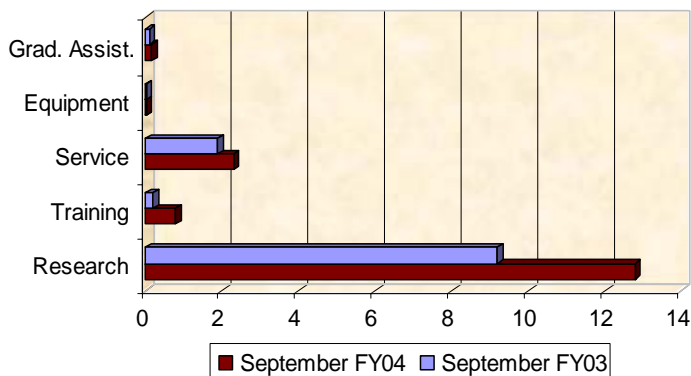
Federal Awards	\$14,710,180
Private Awards	\$857,123
State Awards	\$510,605

TOTAL: \$16,077,908

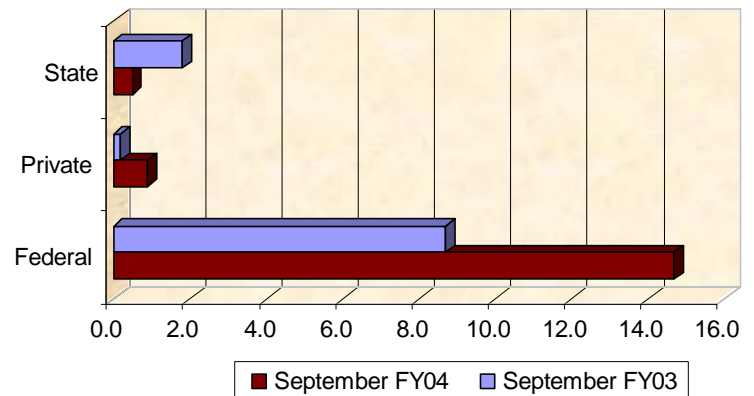
COMPARISON OF AMOUNT RECEIVED

SEPTEMBER - 2003 vs. SEPTEMBER - 2002

Summary by Purpose



Summary by Source



(In millions of dollars)

Awards by Department

<u>CAMPUS</u>	CURRENT MONTH September, 2003		YEAR TO DATE FY 2003		YEAR TO DATE FY 2004	
Business, Moore School of						
Business Administration - Division of Research	3	387,452	17	428,577	6	508,746
Economics, Department of	0	0	1	88,738	0	0
Small Business Development Center	0	0	0	0	1	100,000
Total:	3	\$387,452	18	\$517,315	7	\$608,746
Education, College of						
Education	0	0	2	27,550	0	0
Education Leadership & Policies	0	0	3	175,527	2	55,708
Educational Psychology	0	0	3	273,658	1	47,452
Instruction & Teacher Education	1	534,314	6	693,457	6	1,223,644
Physical Education	0	0	0	0	2	24,000
School Improvement Council Assistance	0	0	0	0	1	138,759
Total:	1	\$534,314	14	\$1,170,192	12	\$1,489,563
Engineering & Information Technology, College of						
Chemical Engineering	3	179,469	11	1,458,495	9	851,670
Civil & Environmental Engineering	2	75,761	3	107,790	6	390,347
Computer Science & Engineering	7	280,048	6	83,501	16	950,288
Electrical Engineering	2	2,244,200	5	2,427,482	14	4,251,641
Engineering & Information Technology, College of	2	88,581	4	280,042	2	88,581
Mechanical Engineering	5	355,570	10	979,136	9	568,139
Total:	21	\$3,223,629	39	\$5,336,446	56	\$7,100,666
Enrollment Management						
Student Financial Aid & Scholarships	0	0	2	35,166	1	38,335
Total:	0	\$0	2	\$35,166	1	\$38,335
Environment, School of the						
Earth Sciences & Resources Institute	2	36,907	3	24,045	4	40,841
Environment, School of the	1	76,233	2	158,453	3	118,801
Total:	3	\$113,140	5	\$182,498	7	\$159,642
Honors College, South Carolina						
Honors College, South Carolina	0	0	1	4,000	0	0
Total:	0	\$0	1	\$4,000	0	\$0
Hospitality, Retail & Sports Management, College of						
Retailing Studies, Center for	0	0	1	8,000	0	0
Sport Administration	1	13,500	0	0	1	13,500
Total:	1	\$13,500	1	\$8,000	1	\$13,500

Awards by Department

<u>CAMPUS</u>	CURRENT MONTH September, 2003		YEAR TO DATE FY 2003		YEAR TO DATE FY 2004	
Information Technology, Office of Information Technology, Office of	0	0	0	0	1	20,000
Total:	0	\$0	0	\$0	1	\$20,000
Law, School of Law, School of	2	109,500	2	475,925	5	193,197
Total:	2	\$109,500	2	\$475,925	5	\$193,197
Liberal Arts, College of Anthropology	1	61,125	0	0	1	61,125
Archaeology & Anthropology, SC Institute of	1	153,961	4	144,381	3	170,057
Art	0	0	0	0	1	1,200
Criminology & Criminal Justice, Department of	0	0	1	24,447	1	16,298
English	0	0	0	0	1	49,000
Geography	3	58,745	7	406,098	4	247,376
History	2	302,040	9	126,905	9	360,324
McKissick Museum	0	0	1	3,000	1	1,200
Naval Science	1	3,000	0	0	1	3,000
Philosophy	0	0	1	175,000	2	1,350,000
Political Science	3	23,566	7	2,233,467	4	26,581
Psychology	1	28,473	25	480,174	11	580,723
Public Services & Policy Research, Institute for	1	76,185	2	21,201	4	101,285
Religious Studies	0	0	1	25,000	2	15,000
Sociology	0	0	1	90,424	0	0
Theatre, Speech & Dance	1	20,250	0	0	1	20,250
Total:	14	\$727,345	59	\$3,730,097	46	\$3,003,419
Mass Communications & Information Studies, College Journalism & Mass Communications, School of	1	15,145	6	37,123	1	15,145
Library & Information Sciences, School of	0	0	6	448,417	1	4,532
Total:	1	\$15,145	12	\$485,540	2	\$19,677
Medicine, School of Cell & Developmental Biology & Anatomy	4	377,522	7	609,009	8	761,052
Cell Biology & Neurosciences	0	0	0	0	1	278,175
Family & Preventive Medicine	2	54,322	4	795,163	2	54,322
Internal Medicine	0	0	11	697,687	10	712,389
Medicine Library	0	0	1	11,722	1	25,000
Medicine, School of - (Dean)	1	25,000	3	91,710	4	331,000
Microbiology & Immunology	0	0	0	0	3	327,972
Neuropsychiatry	0	0	3	246,720	1	98,017
Obstetrics & Gynecology	0	0	1	67,607	0	0
Ophthalmology	0	0	1	2,703	1	5,419

Awards by Department

<u>CAMPUS</u>	CURRENT MONTH September, 2003		YEAR TO DATE FY 2003		YEAR TO DATE FY 2004	
Pathology & Microbiology	0	0	4	198,087	4	181,456
Pediatrics/Center for Developmental Disabilities	1	97,749	9	1,172,423	10	1,239,340
Pharmacology, Physiology & Neuroscience	0	0	6	386,874	4	445,100
Radiology	0	0	1	10,000	2	70,112
Surgery	0	0	1	22,910	1	5,674
Total:	8	\$554,593	52	\$4,312,615	52	\$4,535,028
Nursing, College of						
Academic & Student Affairs	0	0	3	302,874	1	309,898
Administrative & Clinical Nursing	0	0	1	84,794	1	14,781
Family & Community Health Nursing	0	0	0	0	1	13,740
Nursing - (General)	1	8,700	6	334,649	5	642,588
Total:	1	\$8,700	10	\$722,317	8	\$981,007
Pharmacy, College of						
Basic Pharmaceutical Sciences	0	0	3	307,629	0	0
Pharmacy - (Dean)	0	0	1	14,500	1	13,500
Pharmacy - (General)	3	229,988	1	210,991	4	282,156
Pharmacy Practice	0	0	1	12,605	1	7,800
Total:	3	\$229,988	6	\$545,725	6	\$303,456
Provost, Office of the						
TRIO Programs	0	0	5	1,253,694	4	1,251,110
Total:	0	\$0	5	\$1,253,694	4	\$1,251,110
Public Health, Arnold School of						
Environmental Health Sciences	18	1,124,077	13	766,093	24	2,412,206
Epidemiology & Biostatistics	10	1,107,113	18	1,194,175	23	2,484,830
Exercise Science	3	794,249	10	859,527	12	1,195,369
Health Administration	6	63,500	14	35,832	9	81,232
Health Promotion, Education & Behavior	9	625,162	28	342,034	21	783,483
Health Services & Policy Research, Center for	3	7,604	4	230,092	10	179,187
Prevention Research Center	0	0	3	173,065	0	0
Public Health, Arnold School of - Dean	1	35,000	1	969,000	1	35,000
Total:	50	\$3,756,705	91	\$4,569,818	100	\$7,171,307
Research, Vice President for						
Sponsored Programs & Research	2	118,510	1	24,000	4	193,510
Technology Incubator	0	0	1	160,000	0	0
Total:	2	\$118,510	2	\$184,000	4	\$193,510
Science and Mathematics, College of						
Baruch Institute	1	59,688	7	220,557	5	108,888
Biological Sciences	23	3,704,724	24	4,505,525	41	7,858,430

Awards by Department

<u>CAMPUS</u>	CURRENT MONTH September, 2003		YEAR TO DATE FY 2003		YEAR TO DATE FY 2004	
Chemistry & Biochemistry	5	205,608	16	1,670,131	22	2,651,390
Geological Sciences	6	456,701	23	1,322,684	19	1,297,814
Mathematics	0	0	1	60,000	5	471,367
Physics & Astronomy	0	0	13	1,134,283	14	1,133,675
Statistics	2	81,321	9	259,255	8	405,756
Total:	37	\$4,508,042	93	\$9,172,435	114	\$13,927,320
Social Work, College of						
Families in Society, Institute for	5	928,249	6	1,813,444	8	2,728,425
Social Work, College of	3	83,719	32	994,483	31	990,527
Total:	8	\$1,011,968	38	\$2,807,927	39	\$3,718,952
Student Affairs, Division of						
Student Affairs	0	0	1	20,000	0	0
Student Health	0	0	0	0	1	5,000
Student Life	0	0	1	112,277	0	0
Total:	0	\$0	2	\$132,277	1	\$5,000
USC Aiken						
	4	291,910	10	698,291	10	567,042
Total:	4	\$291,910	10	\$698,291	10	\$567,042
USC Beaufort						
	1	25,525	2	63,000	4	299,115
Total:	1	\$25,525	2	\$63,000	4	\$299,115
USC Lancaster						
	0	0	3	467,971	3	462,031
Total:	0	\$0	3	\$467,971	3	\$462,031
USC Salkehatchie						
	1	15,000	1	237,948	4	252,607
Total:	1	\$15,000	1	\$237,948	4	\$252,607
USC Spartanburg						
	8	432,942	23	1,030,808	18	1,276,458
Total:	8	\$432,942	23	\$1,030,808	18	\$1,276,458
USC Sumter						
	0	0	0	0	2	260,182
Total:	0	\$0	0	\$0	2	\$260,182
USC Union						
	0	0	1	232,948	1	227,407

Awards by Department

CAMPUS

	CURRENT MONTH September, 2003		YEAR TO DATE FY 2003		YEAR TO DATE FY 2004	
Total:	0	\$0	1	\$232,948	1	\$227,407
Report Total:	169	\$16,077,908	492	\$38,376,953	508	\$48,078,277

Awards Associated with University Centers and Institutes

September 2003

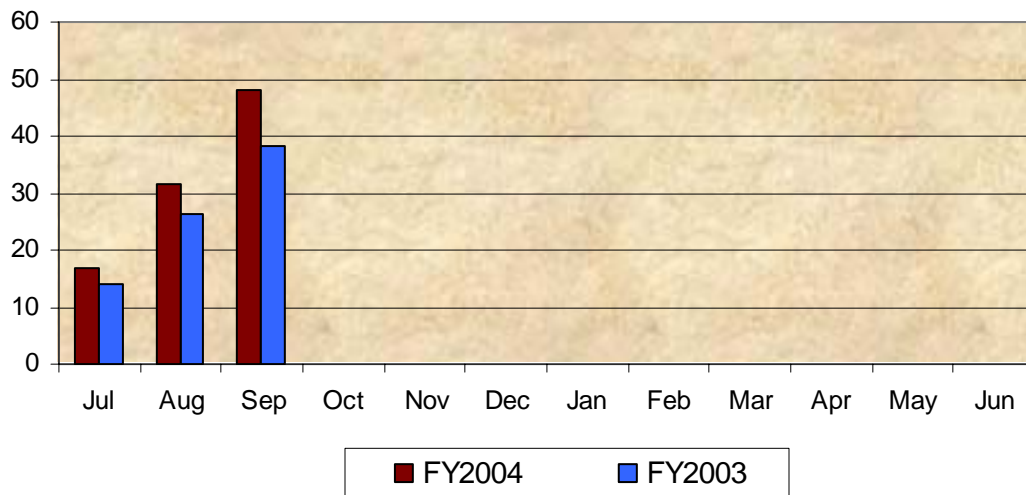
Archaeology & Anthropology, SC Institute of	\$153,961
Baruch Institute	\$1,289,053
COBRE: Center for Colon Cancer Research	\$2,661,265
Earth Sciences & Resources Institute	\$36,907
Families in Society, Institute for	\$429,560
Health Services & Policy Research, Center for	\$41,951
Pediatrics/Developmental Disabilities, Center for	\$596,438
Public Service & Policy Research, Institute for	\$76,185
Research & Nutrition & Health Disparities, Center for	\$56,000
Southern Studies, Institute for	\$262,040

Total: **\$5,603,360**

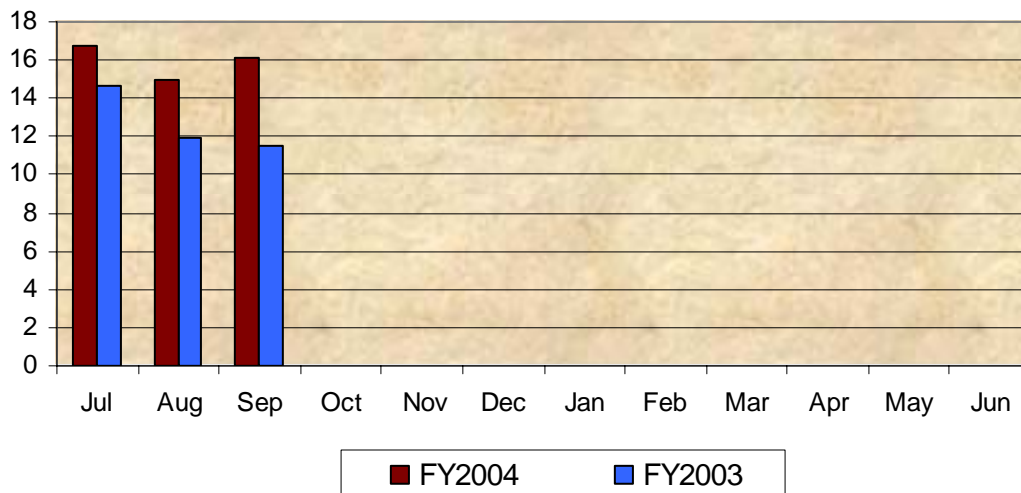
Funding Agency Comparison Report Year-To-Date - SEPTEMBER - 2003

		<u>FISCAL YEAR - 2003</u>		<u>FISCAL YEAR - 2004</u>		<u>PERCENT CHANGE</u>
NIH Awards	49	\$4,499,640	74	\$9,884,377		119.7%
Dept. Of Education Awards	39	\$5,768,869	37	\$6,716,895		16.4%
NSF Awards	36	\$3,973,335	50	\$6,273,171		57.9%
Dept. Of Defense Awards	23	\$5,769,105	23	\$6,266,748		8.6%
Non Profit Awards State and Municipalities Awards	72	\$2,557,385	66	\$2,211,627		-13.5%
Dept. Of Energy Awards	14	\$1,805,379	20	\$901,669		-50.1%
Business and Industry Awards	58	\$682,661	46	\$803,478		17.7%

Amounts Awarded (In millions of dollars)



Cumulative Amounts Awarded (In millions of dollars)



Proposals by Department

<u>Campus</u>	CURRENT MONTH September, 2003		YEAR TO DATE FY 2003		YEAR TO DATE FY 2004	
Business & Finance						
Campus Services	1	7,430	0	0	1	7,430
Total:	1	\$7,430	0	\$0	1	\$7,430
Business, Moore School of						
Business Administration - Division of Research	1	5,200	18	228,138	4	125,272
Small Business Development Center	0	0	3	1,352,178	1	1,127,217
Total:	1	\$5,200	21	\$1,580,316	5	\$1,252,489
Education, College of						
Education	1	20,000	5	116,895	2	50,000
Education Leadership & Policies	0	0	1	130,631	1	286,386
Educational Psychology	0	0	1	74,954	2	54,952
Instruction & Teacher Education	1	10,000	2	29,795	3	166,418
Office of Program Evaluation	2	159,000	0	0	3	198,800
Physical Education	0	0	0	0	2	24,000
Total:	4	\$189,000	9	\$352,275	13	\$780,556
Engineering & Information Technology, College of						
Chemical Engineering	6	811,133	10	865,855	16	3,026,640
Civil & Environmental Engineering	2	78,730	6	369,650	12	651,177
Computer Science & Engineering	5	94,367	13	946,817	16	2,525,172
Electrical Engineering	1	100,000	6	744,436	8	1,466,261
Engineering & Information Technology, College of	1	43,167	3	87,004	2	147,746
Mechanical Engineering	8	332,410	7	569,579	15	915,328
Total:	23	\$1,459,807	45	\$3,583,341	69	\$8,732,324
Environment, School of the						
Earth Sciences & Resources Institute	1	15,833	1	3,123	2	17,883
Environment, School of the	0	0	4	135,682	2	88,044
Total:	1	\$15,833	5	\$138,805	4	\$105,927
Hospitality, Retail & Sports Management, College of						
Hotel, Restaurant & Tourism Administration	0	0	0	0	1	400,000
Sport Administration	0	0	0	0	1	13,500
Total:	0	\$0	0	\$0	2	\$413,500
Law, School of						
Law, School of	3	122,151	3	385,806	6	222,682
Total:	3	\$122,151	3	\$385,806	6	\$222,682
Liberal Arts, College of						
Anthropology	0	0	1	4,200	1	72,250

Proposals by Department

<u>Campus</u>	CURRENT MONTH September, 2003		YEAR TO DATE FY 2003		YEAR TO DATE FY 2004	
Archaeology & Anthropology, SC Institute of	2	78,882	4	834,524	6	500,747
Art	0	0	2	4,450	3	32,510
Comparative Literature	4	140,000	0	0	4	140,000
Criminology & Criminal Justice, Department of	0	0	0	0	2	277,981
English	1	1,000	0	0	1	1,000
Geography	1	6,600	9	182,671	5	242,641
History	1	46,974	8	172,177	8	105,258
McKissick Museum	0	0	2	56,078	1	99,629
Philosophy	0	0	0	0	1	145,542
Political Science	5	39,484	8	259,702	6	42,499
Psychology	4	461,132	26	1,965,954	10	840,084
Public Services & Policy Research, Institute for	0	0	0	0	2	43,546
Religious Studies	0	0	1	25,000	2	15,000
Sociology	0	0	3	189,910	3	143,258
Theatre, Speech & Dance	2	26,750	0	0	2	26,750
Total:	20	\$800,822	64	\$3,694,666	57	\$2,728,695
Mass Communications & Information Studies, College						
Journalism & Mass Communications, School of	0	0	8	105,871	5	358,805
Library & Information Sciences, School of	1	15,000	5	445,552	2	19,532
Total:	1	\$15,000	13	\$551,423	7	\$378,337
Medicine, School of						
Cell & Developmental Biology & Anatomy	0	0	5	804,195	2	74,982
Family & Preventive Medicine	3	138,818	3	152,438	3	138,818
Internal Medicine	1	29,731	9	927,024	5	232,712
Medicine, School of - (Dean)	1	25,000	1	60,000	3	338,500
Microbiology & Immunology	2	1,138,187	0	0	3	1,178,187
Neuropsychiatry	0	0	0	0	1	243,250
Obstetrics & Gynecology	1	112,151	1	71,165	1	112,151
Pathology & Microbiology	0	0	7	663,336	1	146,794
Pediatrics/Center for Developmental Disabilities	2	178,077	4	463,977	6	946,835
Pharmacology, Physiology & Neuroscience	2	328,087	12	1,077,406	5	456,971
Radiology	1	500	2	44,650	2	53,300
Surgery	1	16,000	0	0	1	16,000
Total:	14	\$1,966,551	44	\$4,264,191	33	\$3,938,500
Nursing, College of						
Academic & Student Affairs	0	0	1	28,470	0	0
Administrative & Clinical Nursing	0	0	1	479,279	2	492,438
Family & Community Health Nursing	0	0	0	0	1	1,000
Nursing - (General)	0	0	1	363,750	0	0

Proposals by Department

<u>Campus</u>	CURRENT MONTH September, 2003		YEAR TO DATE FY 2003		YEAR TO DATE FY 2004	
Total:	0	\$0	3	\$871,499	3	\$493,438
Pharmacy, College of						
Basic Pharmaceutical Sciences	0	0	3	317,795	1	345,300
Pharmacy - (General)	2	185,499	1	70,295	4	292,485
Pharmacy Practice	0	0	0	0	1	19,522
Total:	2	\$185,499	4	\$388,090	6	\$657,307
Provost, Office of the						
TRIO Programs	0	0	1	310,464	3	1,066,853
Total:	0	\$0	1	\$310,464	3	\$1,066,853
Public Health, Arnold School of						
Communication Sciences & Disorders	1	218,250	1	7,141	3	512,350
Environmental Health Sciences	3	253,691	7	1,573,903	11	1,776,045
Epidemiology & Biostatistics	6	514,746	14	735,350	15	1,461,650
Exercise Science	2	82,645	6	831,245	9	1,497,020
Health Administration	7	18,512	14	595,438	12	158,744
Health Promotion, Education & Behavior	3	19,618	30	2,545,378	18	765,378
Health Services & Policy Research, Center for	1	30,000	2	104,094	2	48,874
Prevention Research Center	0	0	4	195,680	2	657,648
Public Health, Arnold School of - Dean	0	0	1	2,000,000	2	1,147,725
Total:	23	\$1,137,462	79	\$8,588,229	74	\$8,025,434
Research, Vice President for						
Sponsored Programs & Research	0	0	0	0	1	100,000
Technology Incubator	0	0	1	160,000	0	0
Total:	0	\$0	1	\$160,000	1	\$100,000
Science and Mathematics, College of						
Baruch Institute	3	147,552	3	711,106	7	366,187
Biological Sciences	6	622,971	29	4,572,931	34	2,981,009
Chemistry & Biochemistry	10	1,552,576	19	4,568,261	19	10,261,888
Geological Sciences	3	152,988	15	1,721,806	25	4,169,000
Mathematics	4	950,071	4	407,822	5	1,021,306
Physics & Astronomy	5	286,400	14	1,198,709	15	1,370,350
Science Education, Center for	1	239,401	1	12,400	1	239,401
Statistics	0	0	6	209,070	5	110,293
Total:	32	\$3,951,959	91	\$13,402,105	111	\$20,519,434
Social Work, College of						
Families in Society, Institute for	2	680,564	8	1,326,451	7	2,722,497
Social Work, College of	6	736,290	34	1,402,958	40	2,380,208

Proposals by Department

<u>Campus</u>	CURRENT MONTH September, 2003		YEAR TO DATE FY 2003		YEAR TO DATE FY 2004	
Total:	8	\$1,416,854	42	\$2,729,409	47	\$5,102,705
Student Affairs, Division of						
Health & Wellness Program	0	0	1	6,788	0	0
Student Health	1	10,000	0	0	3	17,000
Student Life	0	0	1	4,271	1	20,000
Total:	1	\$10,000	2	\$11,059	4	\$37,000
University 101						
University 101	0	0	1	23,925	0	0
Total:	0	\$0	1	\$23,925	0	\$0
University Libraries						
South Caroliniana Library	0	0	1	4,643	0	0
Thomas Cooper Library	1	138,319	0	0	1	138,319
Total:	1	\$138,319	1	\$4,643	1	\$138,319
USC Aiken						
	5	293,285	8	2,857,279	7	433,767
Total:	5	\$293,285	8	\$2,857,279	7	\$433,767
USC Beaufort						
	1	22,329	5	100,675	8	391,153
Total:	1	\$22,329	5	\$100,675	8	\$391,153
USC Lancaster						
	0	0	2	455,434	1	237,607
Total:	0	\$0	2	\$455,434	1	\$237,607
USC Salkehatchie						
	0	0	3	26,501	3	315,116
Total:	0	\$0	3	\$26,501	3	\$315,116
USC Spartanburg						
	8	842,390	4	393,943	17	1,571,722
Total:	8	\$842,390	4	\$393,943	17	\$1,571,722
USC Union						
	0	0	1	222,948	1	222,948
Total:	0	\$0	1	\$222,948	1	\$222,948
Report Total:	149	\$12,579,891	452	\$45,097,026	484	\$57,873,243