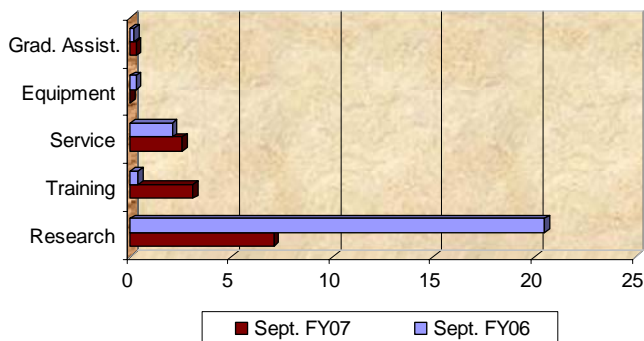


Sponsored Awards Management (SAM)

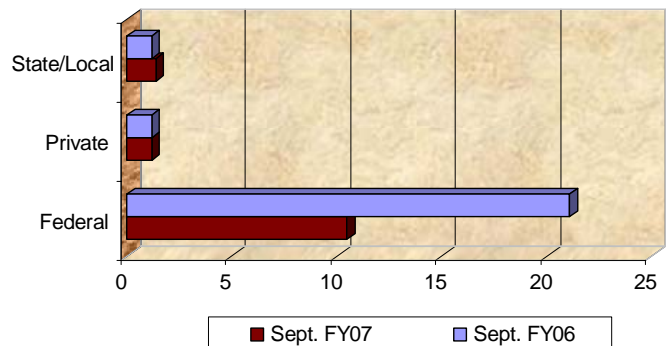
Monthly Report Summary - September 2006

SAM ACTIVITY	Sept. FY2007 New Awards	YTD FY2006 (July-Sept.)	YTD FY2007 (July-Sept.)	YTD % Change
Award Totals (FY2007)	\$13,097,999	\$54,634,892	\$45,884,314	(16.0)
Source				
Federal	\$10,545,107	\$45,713,831	\$36,373,790	(20.4)
Private	\$1,145,960	\$6,566,154	\$6,808,884	3.7
State/Local	\$1,406,932	\$2,354,907	\$2,701,640	14.7
Purpose				
Research	\$7,110,506	\$35,512,302	\$26,929,004	(24.2)
Public Service	\$5,987,493	\$19,122,590	\$18,955,310	(0.9)
Sponsors				
NIH	\$1,666,241	\$11,895,312	\$10,428,867	(12.3)
NSF	\$1,429,785	\$5,670,376	\$5,271,095	(7.0)
Proposals				
Submissions	110	440	414	(5.9)
Dollars Requested	\$11,338,397	\$43,344,139	\$45,893,218	5.9
Expenditures				
Research Direct	\$5,184,478	\$16,733,148	\$19,123,211	14.3
Research IDC	\$1,022,795	\$4,626,806	\$3,974,524	(14.1)
Notable Areas				
Health Science Colleges	\$5,993,024	\$24,674,364	\$22,734,629	(7.9)
Education	\$1,476,080	\$2,012,569	\$2,657,729	32.1
Engineering & IT	\$1,511,740	\$3,542,569	\$3,674,440	3.7
Arts and Sciences	\$2,236,223	\$18,403,622	\$11,040,609	(40.0)
Senior and Regional Campuses	\$1,140,465	\$3,912,669	\$2,483,995	(36.5)

Summary by Purpose



Summary by Source



Amounts Received (In millions of dollars)

Awards by Department

<u>CAMPUS</u>	CURRENT MONTH September FY2006 New Awards	YEAR TO DATE FY 2006 (July-Sept.)	YEAR TO DATE FY 2007 (July-Sept.)
Arts and Sciences, College of			
Anthropology	0	6,000	0
Archaeology & Anthropology, SC Institute of	10,787	171,645	10,787
Baruch Institute	89,701	3,602,613	543,169
Biological Sciences	307,669	2,448,416	2,770,742
Chemistry & Biochemistry	129,140	1,931,977	1,155,183
COBRE: Center for Colon Cancer Research	0	1,347,804	1,192,087
Criminology & Criminal Justice, Department of	33,300	698,439	33,300
Earth Sciences & Resources Institute	39,987	112,950	54,987
English	199,906	0	199,906
Environment, School of the	16,500	136,000	16,500
Geography	250,887	732,341	656,222
Geological Sciences	381,673	2,234,125	889,211
History	0	55,838	156,238
Linguistics Program	0	20,000	20,000
Mathematics	0	72,734	38,295
Philosophy	200,000	275,000	481,312
Physics & Astronomy	0	664,368	650,268
Political Science	0	47,463	25,219
Psychology	560,473	2,501,434	2,184,513
Public Service & Policy Research, Institute for	0	387,736	-189,516
Religious Studies	0	4,000	4,000
Science Education, Center for	0	19,500	0
Sociology	6,300	110,785	6,300
Statistics	9,900	805,579	141,886
Theatre and Dance, Department of	0	16,875	0
Total:	2,236,223	18,403,622	11,040,609
Business & Finance			
Maintenance Services Director	0	250,000	0
Total:	0	250,000	0
Business, Moore School of			
Business, Moore School of - Dean's Office	52,999	0	400,999
Business, Moore School of - Division of Research	0	365,645	0
Total:	52,999	365,645	400,999

Awards by Department

<u>CAMPUS</u>	CURRENT MONTH September FY2006 New Awards	YEAR TO DATE FY 2006 (July-Sept.)	YEAR TO DATE FY 2007 (July-Sept.)
Education, College of			
Education	0	0	2,342
Education Leadership & Policies	0	76,685	267,224
Educational Studies, Department of	189,785	275,513	299,985
Instruction & Teacher Education	1,110,176	1,109,180	1,200,231
Office of Program Evaluation	176,119	375,191	463,034
Physical Education	0	176,000	101,720
SC Educational Policy Center	0	0	323,193
Total:	1,476,080	2,012,569	2,657,729
Engineering & Information Technology, College of			
Chemical Engineering	542,071	1,328,416	1,671,274
Civil & Environmental Engineering	0	756,355	161,308
Computer Science & Engineering	17,600	460,424	252,156
Electrical Engineering	254,780	163,431	465,942
Engineering & Information Technology, College of	0	19,450	16,200
Mechanical Engineering	697,289	814,493	1,107,560
Total:	1,511,740	3,542,569	3,674,440
Honors College, South Carolina			
Honors College, South Carolina	0	4,385	0
Total:	0	4,385	0
Hospitality, Retail & Sport Management, College of			
Hotel, Restaurant & Tourism Administration	0	27,000	0
Retailing, Department of	148,920	0	148,920
Total:	148,920	27,000	148,920
Law, School of			
Law, School of	122,867	189,211	222,867
Total:	122,867	189,211	222,867
Mass Communications & Information Studies, College			
Journalism & Mass Communications, School of	114,618	96,580	143,587
Library & Information Sciences, School of	6,431	46,446	727,096
Mass Communications & Information Studies, College of	0	0	199,973
Total:	121,049	143,026	1,070,656

Awards by Department

<u>CAMPUS</u>	CURRENT MONTH September FY2006 New Awards	YEAR TO DATE FY 2006 (July-Sept.)	YEAR TO DATE FY 2007 (July-Sept.)
Medicine, School of			
Cancer Center, South Carolina	0	23,340	0
Cell & Developmental Biology & Anatomy	118,242	1,448,473	318,792
Family & Preventive Medicine	204,043	283,837	869,415
Internal Medicine	39,446	666,047	763,206
Medicine Library	0	-361	0
Medicine, School of - (Dean)	18,000	193,462	209,512
Neuropsychiatry	0	370,245	572,320
Obstetrics & Gynecology	177	399,119	348,005
Ophthalmology	156,200	783,986	111,015
Orthopaedic Surgery	0	167,121	198,483
Pathology & Microbiology	314,166	661,655	1,161,969
Pediatrics	769,649	3,548,192	3,097,827
Pharmacology, Physiology & Neuroscience	0	1,024,328	759,361
Research & Special Projects	0	163,400	118,550
Surgery	0	359,123	355,477
Total:	1,619,923	10,091,967	8,883,932
Nursing, College of			
Nursing	259,568	1,513,365	961,671
Total:	259,568	1,513,365	961,671
Pharmacy, College of			
Basic Pharmaceutical Sciences	220,462	547,662	489,390
Palmetto Poison Center	265,222	252,946	265,222
Pharmaceutical Sciences	0	0	766,338
Pharmacy - (Dean)	0	0	52,998
Pharmacy Practice	10,000	0	10,000
Total:	495,684	800,608	1,583,948
Provost, Office of the			
TRIO Programs	222,592	1,298,719	1,298,718
Total:	222,592	1,298,719	1,298,718

Awards by Department

CAMPUS

	CURRENT MONTH September FY2006 New Awards	YEAR TO DATE FY 2006 (July-Sept.)	YEAR TO DATE FY 2007 (July-Sept.)
Public Health, Arnold School of			
Communication Sciences & Disorders	0	94,079	292,124
Environmental Health Sciences	159,588	1,618,655	1,322,975
Epidemiology & Biostatistics	1,555,922	1,130,400	2,680,676
Exercise Science	299,812	1,722,927	1,469,670
Health Promotion, Education & Behavior	213,841	1,346,986	1,431,334
Health Services & Policy Research, Center for	99,206	147,202	529,959
Health Services Policy and Management	69,160	1,199,231	1,197,745
Prevention Research Center	940,588	804,998	940,588
Public Health, Arnold School of - Dean	13,500	0	62,221
Research & Nutrition & Health Disparities, Center for	65,626	716,607	1,064,738
Total:	3,417,243	8,781,085	10,992,030
Research & Health Sciences, Vice President			
Research, Vice President for - (General)	0	-250,000	0
Sponsored Awards Management	0	-13,887	78,712
Total:	0	-263,887	78,712
Senior & Regional Campuses			
USC Aiken	606,548	563,591	657,450
USC Beaufort	363,957	635,921	363,957
USC Lancaster	0	481,074	479,274
USC Salkehatchie	154,960	348,815	434,195
USC Sumter	0	267,986	0
USC Union	0	234,229	0
USC Upstate	15,000	1,381,053	549,119
Total:	1,140,465	3,912,669	2,483,995
Social Work, College of			
Families in Society, Institute for	31,703	2,526,656	37,766
Social Work, College of	168,903	960,683	275,282
Total:	200,606	3,487,339	313,048
Student Affairs, Division of			
Student Health	72,040	0	72,040
Student Life	0	0	0
Total:	72,040	0	72,040
University Libraries			
Thomas Cooper Library	0	75,000	0
Total:	0	75,000	0

Awards by Department

CAMPUS

	CURRENT MONTH September FY2006 New Awards	YEAR TO DATE FY 2006 (July-Sept.)	YEAR TO DATE FY 2007 (July-Sept.)
Report Total:	13,097,999	54,634,892	45,884,314

Sponsored Awards Management

FY2007 - Awards by Source

	COM	FED	LOC	OTH	PHI	STA	Total
Total	915,259	36,373,790	189,360	623,371	5,270,254	2,512,280	45,884,314
Arts and Sciences, College of	181,110	9,722,648	83,219	424,500	426,217	202,915	11,040,609
Archaeology & Anthropology, SC Institute of	0	0	0	0	0	10,787	10,787
Baruch Institute	0	543,169	0	0	0	0	543,169
Biological Sciences	0	2,574,742	0	0	196,000	0	2,770,742
Chemistry & Biochemistry	39,249	905,217	0	0	169,717	41,000	1,155,183
COBRE: Center for Colon Cancer Research	0	1,192,087	0	0	0	0	1,192,087
Criminology & Criminal Justice, Department	0	0	0	0	0	33,300	33,300
Earth Sciences & Resources Institute	15,000	39,987	0	0	0	0	54,987
English	0	199,906	0	0	0	0	199,906
Environment, School of the	0	0	0	0	16,500	0	16,500
Geography	0	629,532	0	0	0	26,690	656,222
Geological Sciences	30,600	558,611	0	300,000	0	0	889,211
History	0	0	0	110,000	0	46,238	156,238
Linguistics Program	0	0	0	0	0	20,000	20,000
Mathematics	0	38,295	0	0	0	0	38,295
Philosophy	0	481,312	0	0	0	0	481,312
Physics & Astronomy	0	650,268	0	0	0	0	650,268
Political Science	0	0	25,219	0	0	0	25,219

	COM	FED	LOC	OTH	PHI	STA	Total
Psychology	47,000	2,035,013	58,000	14,500	15,000	15,000	2,184,513
Public Service & Policy Research, Institute for	0	-208,516	0	0	19,000	0	-189,516
Religious Studies	0	0	0	0	4,000	0	4,000
Sociology	0	6,300	0	0	0	0	6,300
Statistics	49,261	76,725	0	0	6,000	9,900	141,886
Business, Moore School of	0	400,999	0	0	0	0	400,999
Business, Moore School of - Dean's Office	0	400,999	0	0	0	0	400,999
Education, College of	4,754	1,864,541	93,720	74,270	45,352	575,092	2,657,729
Education	0	0	0	0	0	2,342	2,342
Education Leadership & Policies	4,754	78,000	0	74,270	0	110,200	267,224
Educational Studies, Department of	0	156,450	0	0	37,352	106,183	299,985
Instruction & Teacher Education	0	1,034,231	0	0	0	166,000	1,200,231
Office of Program Evaluation	0	372,667	0	0	0	90,367	463,034
Physical Education	0	0	93,720	0	8,000	0	101,720
SC Educational Policy Center	0	223,193	0	0	0	100,000	323,193
Engineering & Information Technology, C	473,546	2,904,561	0	0	186,000	110,333	3,674,440
Chemical Engineering	127,510	1,377,764	0	0	166,000	0	1,671,274
Civil & Environmental Engineering	0	161,308	0	0	0	0	161,308
Computer Science & Engineering	39,368	212,788	0	0	0	0	252,156
Electrical Engineering	29,780	436,162	0	0	0	0	465,942
Engineering & Information Technology, College of	0	16,200	0	0	0	0	16,200
Mechanical Engineering	276,888	700,339	0	0	20,000	110,333	1,107,560
Hospitality, Retail & Sport Management,	0	148,920	0	0	0	0	148,920
Hotel, Restaurant & Tourism Administration	0	0	0	0	0	0	0

	COM	FED	LOC	OTH	PHI	STA	Total
Retailing, Department of	0	148,920	0	0	0	0	148,920
Law, School of	0	122,867	0	0	0	100,000	222,867
Law, School of	0	122,867	0	0	0	100,000	222,867
Mass Communications & Information Stu	0	1,036,325	0	0	5,000	29,331	1,070,656
Journalism & Mass Communications, School of	0	115,687	0	0	5,000	22,900	143,587
Library & Information Sciences, School of	0	720,665	0	0	0	6,431	727,096
Mass Communications & Information Studies, College of	0	199,973	0	0	0	0	199,973
Medicine, School of	89,808	5,796,332	0	177	2,709,906	287,709	8,883,932
Cell & Developmental Biology & Anatomy	0	318,792	0	0	0	0	318,792
Family & Preventive Medicine	0	527,286	0	0	280,372	61,757	869,415
Internal Medicine	6,719	215,892	0	0	540,595	0	763,206
Medicine, School of - (Dean)	0	0	0	0	209,512	0	209,512
Neuropsychiatry	0	285,818	0	0	199,502	87,000	572,320
Obstetrics & Gynecology	0	0	0	177	282,876	64,952	348,005
Ophthalmology	0	-80,604	0	0	191,619	0	111,015
Orthopaedic Surgery	0	0	0	0	198,483	0	198,483
Pathology & Microbiology	0	1,136,969	0	0	25,000	0	1,161,969
Pediatrics	75	2,865,083	0	0	213,169	19,500	3,097,827
Pharmacology, Physiology & Neuroscience	83,014	497,847	0	0	178,500	0	759,361
Research & Special Projects	0	0	0	0	64,050	54,500	118,550
Surgery	0	29,249	0	0	326,228	0	355,477
Nursing, College of	0	759,396	0	0	202,275	0	961,671
Nursing	0	759,396	0	0	202,275	0	961,671
Pharmacy, College of	14,420	1,234,068	0	0	335,460	0	1,583,948

	COM	FED	LOC	OTH	PHI	STA	Total
Basic Pharmaceutical Sciences	4,420	202,508	0	0	282,462	0	489,390
Palmetto Poison Center	0	265,222	0	0	0	0	265,222
Pharmaceutical Sciences	0	766,338	0	0	0	0	766,338
Pharmacy - (Dean)	0	0	0	0	52,998	0	52,998
Pharmacy Practice	10,000	0	0	0	0	0	10,000
Provost, Office of the	0	1,298,718	0	0	0	0	1,298,718
TRIO Programs	0	1,298,718	0	0	0	0	1,298,718
Public Health, Arnold School of	144,565	9,409,674	8,421	88,197	1,009,702	331,471	10,992,030
Communication Sciences & Disorders	-4,855	291,600	5,379	0	0	0	292,124
Environmental Health Sciences	0	1,322,975	0	0	0	0	1,322,975
Epidemiology & Biostatistics	68,100	2,238,926	0	0	207,765	165,885	2,680,676
Exercise Science	60,811	1,131,986	0	0	276,873	0	1,469,670
Health Promotion, Education & Behavior	1,509	1,378,188	3,042	36,375	0	12,220	1,431,334
Health Services & Policy Research, Center for	0	430,753	0	0	0	99,206	529,959
Health Services Policy and Management	19,000	590,521	0	22,500	525,064	40,660	1,197,745
Prevention Research Center	0	940,588	0	0	0	0	940,588
Public Health, Arnold School of - Dean	0	48,721	0	0	0	13,500	62,221
Research & Nutrition & Health Disparities, Center for	0	1,035,416	0	29,322	0	0	1,064,738
Research & Health Sciences, Vice Presi	0	25,415	0	6,063	85,000	0	116,478
Families in Society, Institute for	0	31,703	0	6,063	0	0	37,766
Sponsored Awards Management	0	-6,288	0	0	85,000	0	78,712
Social Work, College of	7,056	56,810	4,000	27,664	23,092	156,660	275,282
Social Work, College of	7,056	56,810	4,000	27,664	23,092	156,660	275,282
Student Affairs, Division of	0	72,040	0	0	0	0	72,040

	COM	FED	LOC	OTH	PHI	STA	Total
Student Health	0	72,040	0	0	0	0	72,040
Student Life	0	0	0	0	0	0	0
USC Aiken	0	11,927	0	0	25,000	620,523	657,450
USC Aiken	0	11,927	0	0	25,000	620,523	657,450
USC Beaufort	0	265,711	0	0	0	98,246	363,957
USC Beaufort	0	265,711	0	0	0	98,246	363,957
USC Lancaster	0	479,274	0	0	0	0	479,274
USC Lancaster	0	479,274	0	0	0	0	479,274
USC Salkehatchie	0	231,945	0	0	202,250	0	434,195
USC Salkehatchie	0	231,945	0	0	202,250	0	434,195
USC Upstate	0	531,619	0	2,500	15,000	0	549,119
USC Upstate	0	531,619	0	2,500	15,000	0	549,119

10/26/200

Sponsored Awards Management

Awards by Purpose Comparison - FY2007 (July-Sept.)

	GA Work Experience	Research	Service	Training	Total
Total	832,041	26,929,004	10,127,742	7,995,527	45,884,314
Arts and Sciences, College of	258,408	10,041,573	306,326	434,302	11,040,609
Archaeology & Anthropology, SC Institute of	0	10,787	0	0	10,787
Baruch Institute	0	543,169	0	0	543,169
Biological Sciences	0	2,385,657	216,189	168,896	2,770,742
Chemistry & Biochemistry	0	1,088,592	30,591	36,000	1,155,183
COBRE: Center for Colon Cancer Research	0	1,192,087	0	0	1,192,087
Criminology & Criminal Justice, Department of	0	33,300	0	0	33,300
Earth Sciences & Resources Institute	0	54,987	0	0	54,987
English	0	0	0	199,906	199,906
Environment, School of the	0	16,500	0	0	16,500
Geography	26,690	629,532	0	0	656,222
Geological Sciences	0	884,011	5,200	0	889,211
History	46,238	110,000	0	0	156,238
Linguistics Program	20,000	0	0	0	20,000
Mathematics	0	38,295	0	0	38,295

	GA Work Experience	Research	Service	Training	Total
Philosophy	0	481,312	0	0	481,312
Physics & Astronomy	0	650,268	0	0	650,268
Political Science	25,219	0	0	0	25,219
Psychology	91,000	1,815,151	248,862	29,500	2,184,513
Public Service & Policy Research, Institute for	0	5,000	-194,516	0	-189,516
Religious Studies	0	4,000	0	0	4,000
Sociology	0	6,300	0	0	6,300
Statistics	49,261	92,625	0	0	141,886
Business, Moore School of	0	400,999	0	0	400,999
Business, Moore School of - Dean's Office	0	400,999	0	0	400,999
Education, College of	179,162	613,523	375,922	1,489,122	2,657,729
Education	0	0	0	2,342	2,342
Education Leadership & Policies	79,024	0	110,200	78,000	267,224
Educational Studies, Department of	6,418	227,137	0	66,430	299,985
Instruction & Teacher Education	0	0	0	1,200,231	1,200,231
Office of Program Evaluation	0	143,193	177,722	142,119	463,034
Physical Education	93,720	0	8,000	0	101,720
SC Educational Policy Center	0	243,193	80,000	0	323,193
Engineering & Information Technology, College of	61,078	3,127,134	16,200	470,028	3,674,440
Chemical Engineering	42,510	1,578,974	0	49,790	1,671,274
Civil & Environmental Engineering	0	161,308	0	0	161,308
Computer Science & Engineering	18,568	233,588	0	0	252,156

	GA Work Experience	Research	Service	Training	Total
Electrical Engineering	0	465,942	0	0	465,942
Engineering & Information Technology, College of	0	0	16,200	0	16,200
Mechanical Engineering	0	687,322	0	420,238	1,107,560
Hospitality, Retail & Sport Management, College of	0	148,920	0	0	148,920
Hotel, Restaurant & Tourism Administration	0	0	0	0	0
Retailing, Department of	0	148,920	0	0	148,920
Law, School of	0	0	222,867	0	222,867
Law, School of	0	0	222,867	0	222,867
Mass Communications & Information Studies, School of	29,331	0	0	1,041,325	1,070,656
Journalism & Mass Communications, School of	22,900	0	0	120,687	143,587
Library & Information Sciences, School of	6,431	0	0	720,665	727,096
Mass Communications & Information Studies, College of	0	0	0	199,973	199,973
Medicine, School of	0	2,816,746	5,157,062	910,124	8,883,932
Cell & Developmental Biology & Anatomy	0	285,558	0	33,234	318,792
Family & Preventive Medicine	0	527,286	342,129	0	869,415
Internal Medicine	0	6,719	756,487	0	763,206
Medicine, School of - (Dean)	0	0	191,512	18,000	209,512
Neuropsychiatry	0	135,818	286,502	150,000	572,320
Obstetrics & Gynecology	0	177	347,828	0	348,005
Ophthalmology	0	-80,604	191,619	0	111,015
Orthopaedic Surgery	0	0	198,483	0	198,483
Pathology & Microbiology	0	1,161,969	0	0	1,161,969


	GA Work Experience	Research	Service	Training	Total
Pediatrics	0	28,575	2,397,724	671,528	3,097,827
Pharmacology, Physiology & Neuroscience	0	721,999	0	37,362	759,361
Research & Special Projects	0	0	118,550	0	118,550
Surgery	0	29,249	326,228	0	355,477
Nursing, College of	0	252,782	0	708,889	961,671
Nursing	0	252,782	0	708,889	961,671
Pharmacy, College of	0	1,265,728	318,220	0	1,583,948
Basic Pharmaceutical Sciences	0	489,390	0	0	489,390
Palmetto Poison Center	0	0	265,222	0	265,222
Pharmaceutical Sciences	0	766,338	0	0	766,338
Pharmacy - (Dean)	0	0	52,998	0	52,998
Pharmacy Practice	0	10,000	0	0	10,000
Provost, Office of the	0	0	1,298,718	0	1,298,718
TRIO Programs	0	0	1,298,718	0	1,298,718
Public Health, Arnold School of	225,998	8,131,102	633,410	2,001,520	10,992,030
Communication Sciences & Disorders	-7,244	291,600	0	7,768	292,124
Environmental Health Sciences	0	234,161	0	1,088,814	1,322,975
Epidemiology & Biostatistics	68,436	2,212,987	68,100	331,153	2,680,676
Exercise Science	16,000	1,453,670	0	0	1,469,670
Health Promotion, Education & Behavior	53,146	1,200,618	177,570	0	1,431,334
Health Services & Policy Research, Center for	0	142,219	387,740	0	529,959
Health Services Policy and Management	82,160	590,521	0	525,064	1,197,745

	GA Work Experience	Research	Service	Training	Total
Prevention Research Center	0	940,588	0	0	940,588
Public Health, Arnold School of - Dean	13,500	0	0	48,721	62,221
Research & Nutrition & Health Disparities, Cente	0	1,064,738	0	0	1,064,738
Research & Health Sciences, Vice President	0	-6,288	85,000	0	78,712
Sponsored Awards Management	0	-6,288	85,000	0	78,712
Social Work, College of	78,064	81,383	96,791	56,810	313,048
Families in Society, Institute for	0	31,703	6,063	0	37,766
Social Work, College of	78,064	49,680	90,728	56,810	275,282
Student Affairs, Division of	0	0	0	72,040	72,040
Student Health	0	0	0	72,040	72,040
Student Life	0	0	0	0	0
USC Aiken	0	50,902	606,548	0	657,450
USC Aiken	0	50,902	606,548	0	657,450
USC Beaufort	0	0	265,711	98,246	363,957
USC Beaufort	0	0	265,711	98,246	363,957
USC Lancaster	0	0	479,274	0	479,274
USC Lancaster	0	0	479,274	0	479,274
USC Salkehatchie	0	0	231,945	202,250	434,195
USC Salkehatchie	0	0	231,945	202,250	434,195
USC Upstate	0	4,500	33,748	510,871	549,119
USC Upstate	0	4,500	33,748	510,871	549,119

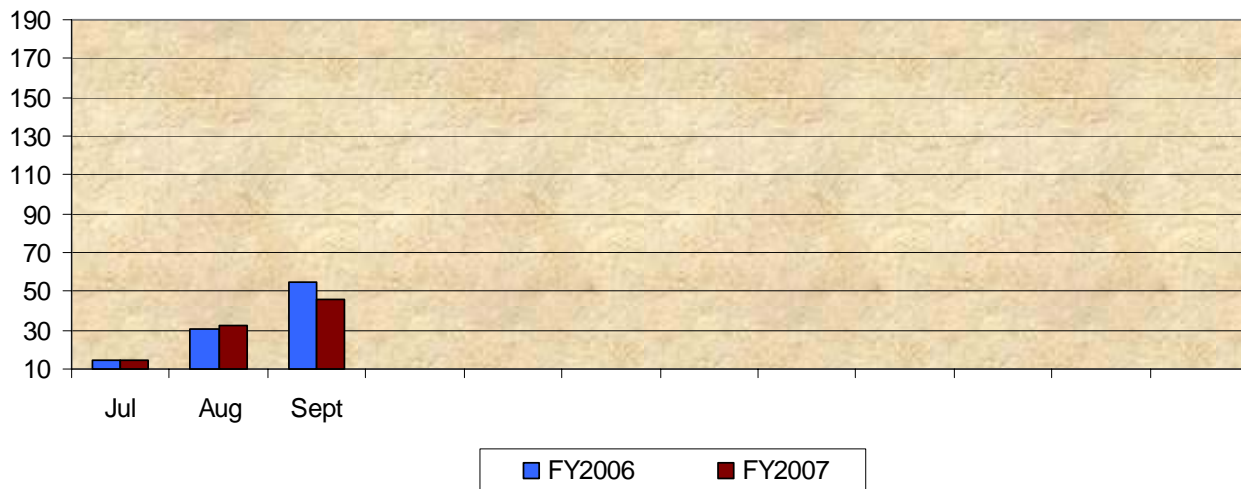
Funding Agency Comparison Report Year-To-Date - September - 2007

	<u>FY2006</u>	<u>FY2007</u>	<u>% CHG</u>
NIH Awards	\$11,895,312	\$10,428,867	(12.3)
Dept. Of Education Awards	\$6,332,219	\$5,318,645	(16.0)
Dept. Of Defense Awards	\$1,208,130	\$372,609	(69.2)
NSF Awards	\$5,670,376	\$5,271,095	(7.0)
Non Profit Awards	\$5,102,899	\$5,893,625	15.5
State and Municipalities Awards	\$2,354,907	\$2,701,640	14.7
Dept. Of Energy Awards	\$562,261	\$576,582	2.5
Business and Industry Awards	\$1,463,914	\$915,259	(37.5)

Amounts Awarded (In millions of dollars)



Cumulative Amounts Awarded (In millions of dollars)



Proposals by Department

<u>CAMPUS</u>	CURRENT MONTH September FY2006		YEAR TO DATE FY 2006 (July-Sept.)		YEAR TO DATE FY 2007 (July-Sept.)	
Arts and Sciences, College of						
African-American Studies Program	0	0	1	15,000	1	20,000
Anthropology	1	295,042	1	6,000	1	295,042
Archaeology & Anthropology, SC Institute of	4	968,944	5	146,027	4	968,944
Baruch Institute	1	166,511	9	510,017	7	635,558
Biological Sciences	5	618,003	19	2,021,698	20	2,358,215
Chemistry & Biochemistry	7	603,978	20	2,907,228	23	2,962,263
COBRE: Center for Colon Cancer Research	0	0	2	458,285	1	1,500,000
Criminology & Criminal Justice, Department of	0	0	3	51,052	3	62,497
Earth Sciences & Resources Institute	1	13,032	2	112,732	2	53,019
English	1	25,000	2	87,200	1	25,000
Environment, School of the	0	0	1	15,000	0	0
Geography	6	364,589	10	537,480	10	719,200
Geological Sciences	2	2,956,129	18	2,285,510	16	4,447,891
History	0	0	5	82,153	8	181,082
Linguistics Program	0	0	1	20,000	1	20,000
Mathematics	2	343,302	5	372,518	2	343,302
Philosophy	0	0	1	274,650	1	130,730
Physics & Astronomy	2	313,100	3	147,232	5	357,833
Political Science	0	0	5	30,213	4	25,219
Psychology	2	50,000	16	4,043,360	18	1,266,632
Public Service & Policy Research, Institute for	1	37,192	3	113,778	1	37,192
Religious Studies	0	0	0	0	1	4,000
Science Education, Center for	0	0	3	51,952	1	265,554
Sociology	0	0	3	252,100	2	184,487
Statistics	3	76,035	4	120,836	7	181,296
Theatre and Dance, Department of	0	0	1	16,875	0	0
Total:	38	6,830,857	143	14,678,896	140	17,044,956
Business & Finance						
Recycling & Waste Management	0	0	1	9,400	0	0
Total:	0	0	1	9,400	0	0
Business, Moore School of						
Business, Moore School of - Dean's Office	2	53,057	0	0	2	53,057
Business, Moore School of - Division of Research	0	0	1	365,645	0	0
Small Business Development Center	0	0	2	1,506,187	0	0
Total:	2	53,057	3	1,871,832	2	53,057

Proposals by Department

<u>CAMPUS</u>	CURRENT MONTH September FY2006		YEAR TO DATE FY 2006 (July-Sept.)		YEAR TO DATE FY 2007 (July-Sept.)	
Education, College of						
Education Leadership & Policies	0	0	2	26,975	4	89,609
Educational Studies, Department of	2	518,716	3	403,058	7	902,400
Instruction & Teacher Education	0	0	4	67,500	4	393,891
Office of Program Evaluation	0	0	2	129,714	0	0
Physical Education	0	0	6	208,000	3	152,000
SC Educational Policy Center	0	0	0	0	1	100,000
Total:	2	518,716	17	835,247	19	1,637,900
Engineering & Information Technology, College of						
Chemical Engineering	6	577,281	19	1,519,109	21	2,019,599
Civil & Environmental Engineering	3	35,983	13	959,740	9	583,160
Computer Science & Engineering	0	0	10	949,370	9	953,729
Electrical Engineering	6	347,987	9	627,836	15	2,745,425
Engineering & Information Technology, College of	0	0	2	19,450	0	0
Mechanical Engineering	4	169,853	17	2,726,649	16	884,850
Total:	19	1,131,104	70	6,802,154	70	7,186,763
Equal Opportunity Programs						
Equal Opportunity Programs	0	0	0	0	1	56,953
Total:	0	0	0	0	1	56,953
Honors College, South Carolina						
Honors College, South Carolina	0	0	2	15,495	1	7,676
Total:	0	0	2	15,495	1	7,676
Hospitality, Retail & Sport Management, College of						
Hotel, Restaurant & Tourism Administration	1	19,828	2	41,000	3	369,828
Total:	1	19,828	2	41,000	3	369,828
Law, School of						
Law, School of	0	0	3	225,514	1	162,078
Total:	0	0	3	225,514	1	162,078
Mass Communications & Information Studies, College						
Journalism & Mass Communications, School of	2	13,000	5	91,440	4	128,687
Library & Information Sciences, School of	1	6,431	0	0	1	6,431
Mass Communications & Information Studies, College of	0	0	1	141,480	1	42,000
Total:	3	19,431	6	232,920	6	177,118

Proposals by Department

<u>CAMPUS</u>	CURRENT MONTH September FY2006		YEAR TO DATE FY 2006 (July-Sept.)		YEAR TO DATE FY 2007 (July-Sept.)	
Medicine, School of						
Cancer Center, South Carolina	0	0	1	15,000	0	0
Cell & Developmental Biology & Anatomy	0	0	7	514,858	2	976,262
Cell Biology & Neurosciences	0	0	2	295,000	0	0
Family & Preventive Medicine	0	0	4	395,712	3	563,536
Internal Medicine	0	0	3	102,526	1	128,350
Medicine Library	0	0	1	7,068	0	0
Medicine, School of - (Dean)	0	0	1	20,000	1	584,622
Neuropsychiatry	0	0	3	329,634	3	116,889
Obstetrics & Gynecology	0	0	2	80,452	2	331,336
Ophthalmology	1	336,966	0	0	1	336,966
Pathology & Microbiology	3	804,766	14	2,057,471	8	1,258,947
Pediatrics	3	26,500	11	4,075,852	7	2,601,237
Pharmacology, Physiology & Neuroscience	1	162,487	4	219,157	4	488,977
Research & Special Projects	0	0	1	50,500	2	54,000
Surgery	0	0	1	50,000	0	0
Total:	8	1,330,719	55	8,213,230	34	7,441,122
Music, School of						
Music, School of	0	0	0	0	1	92,881
Total:	0	0	0	0	1	92,881
Nursing, College of						
Nursing	1	393,024	3	326,366	5	1,084,720
Total:	1	393,024	3	326,366	5	1,084,720
Pharmacy, College of						
Basic Pharmaceutical Sciences	0	0	2	519,995	2	425,358
Palmetto Poison Center	0	0	0	0	3	477,516
Pharmaceutical Sciences	0	0	0	0	3	633,558
Pharmacy Practice	0	0	2	284,603	0	0
Total:	0	0	4	804,598	8	1,536,432
Provost, Office of the						
TRIO Programs	0	0	1		0	0
Total:	0	0	1		0	0

Proposals by Department

<u>CAMPUS</u>	CURRENT MONTH September FY2006		YEAR TO DATE FY 2006 (July-Sept.)		YEAR TO DATE FY 2007 (July-Sept.)	
Public Health, Arnold School of						
Communication Sciences & Disorders	0	0	4	465,998	6	798,732
Environmental Health Sciences	1	2	4	443,090	4	337,645
Epidemiology & Biostatistics	2	45,762	16	2,145,287	16	1,719,889
Exercise Science	1	15,000	10	619,264	2	221,970
Health Promotion, Education & Behavior	9	415,834	11	94,995	13	435,751
Health Services & Policy Research, Center for	1	15,297	3	105,208	5	80,122
Health Services Policy and Management	11	53,885	19	928,190	17	581,156
Prevention Research Center	0	0	1	180,000	0	0
Public Health, Arnold School of - Dean	1	13,500	1	246,000	2	143,566
Public Health, Arnold School of - General	0	0	2	308,083	0	0
Research & Nutrition & Health Disparities, Center for	0	0	3	281,807	3	55,931
Total:	26	559,280	74	5,817,922	68	4,374,762
Research & Health Sciences, Vice President						
Chemistry & Biochemistry	0	0	1	3,000	0	0
Health Disparities, Institute for	0	0	0	0	1	1,497,351
NanoCenter	0	0	0	0	1	61,465
Total:	0	0	1	3,000	2	1,558,816
Social Work, College of						
Families in Society, Institute for	0	0	6	676,247	2	227,600
Social Work, College of	3	94,706	30	936,051	29	566,515
Total:	3	94,706	36	1,612,298	31	794,115
University Libraries						
Thomas Cooper Library	0	0	2	1,080,000	0	0
Total:	0	0	2	1,080,000	0	0
USC Aiken						
USC Aiken	3	132,169	3	344,624	5	480,392
Total:	3	132,169	3	344,624	5	480,392
USC Beaufort						
USC Beaufort	1	98,246	1	75,896	2	348,136
Total:	1	98,246	1	75,896	2	348,136
USC Lancaster						
USC Lancaster	1	500	3	5,025	1	500
Total:	1	500	3	5,025	1	500

Proposals by Department

CAMPUS

	CURRENT MONTH September FY2006		YEAR TO DATE FY 2006 (July-Sept.)		YEAR TO DATE FY 2007 (July-Sept.)	
USC Salkehatchie USC Salkehatchie	1	154,960	3	133,871	6	843,122
Total:	1	154,960	3	133,871	6	843,122
USC Sumter USC Sumter	1	1,800	0	0	2	4,538
Total:	1	1,800	0	0	2	4,538
USC Upstate USC Upstate	0	0	7	214,851	6	637,353
Total:	0	0	7	214,851	6	637,353
Report Total:	110	11,338,397	440	43,344,139	414	45,893,218