

MEMORANDUM

To: Anthony M. Boccanfuso, Ph.D.
Director

From: R. Steven Etheredge
Associate Director

RE: Report of Sponsored Program Activity for September 2001

Date: October 23, 2001

The University received awards totaling \$12.5 million during the month, a 13% increase over last September (\$11.1 million). Thus far in the fiscal year, award dollars are 16% behind last year, \$31.4 million vs. \$37.3 million.

Faculty submitted 132 proposals requesting \$15 million during September. SPAR has processed 397 proposals requesting \$34.7million during the first three months of FY02. This compares to last year's totals of 443 and \$44.9 million.

cc: K. McCoy

Sponsored Programs and Research Monthly Report

SUMMARY OF AWARDS SEPTEMBER - 2001

By Purpose

Research Awards - SPAR	\$5,699,422
Research Awards - USCRF	\$2,834,591
Training Awards	\$525,935
Service Awards	\$2,714,481
Equipment Awards	\$480,000
Graduate Assistantship Awards	\$242,094
TOTAL:	\$12,496,523

By Source

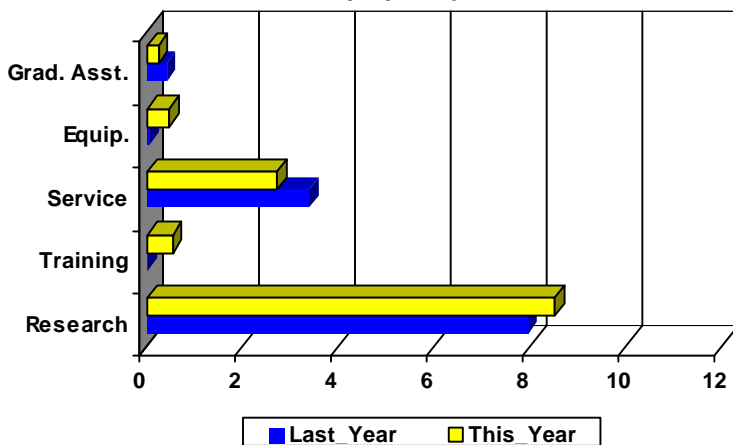
Federal Awards - SPAR	\$7,048,599
Federal Awards - USCRF	\$3,131,848
Private Awards - SPAR	\$1,237,522
Private Awards - USCRF	\$468,836
State Awards	\$609,718
TOTAL:	\$12,496,523

COMPARISON OF AMOUNT RECEIVED

SEPTEMBER - 2001 vs. SEPTEMBER - 2000

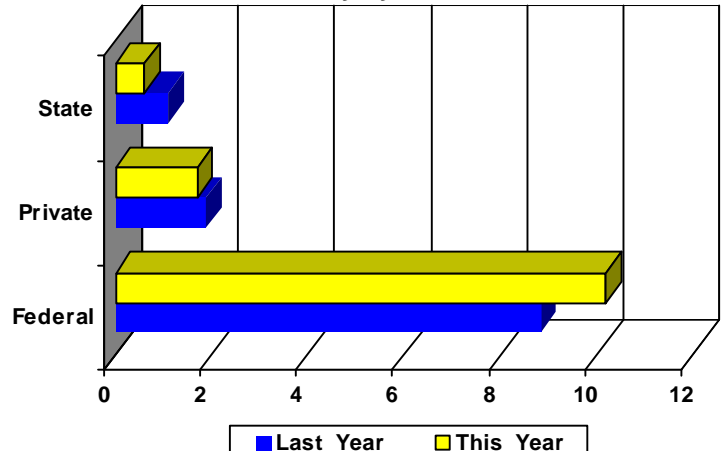
Amounts Received
(In millions of dollars)

Summary by Purpose



Amounts Received
(In millions of dollars)

Summary by Source



AWARDS BY DEPARTMENT

DEPARTMENT	CURRENT MONTH SEPTEMBER - 2001		YEAR TO DATE FY 2002		YEAR TO DATE FY 2001	
Business and Finance						
Campus Services	0	\$0	0	\$0	2	\$12,000
Recycling & Waste Management	0	\$0	1	\$9,970	0	\$0
Total :	0	\$0	1	\$9,970	2	\$12,000
College of Criminal Justice						
	0	\$0	1	\$32,596	3	\$60,950
Total :	0	\$0	1	\$32,596	3	\$60,950
College of Education						
Education Leadership & Policies	0	\$0	3	\$186,044	10	\$436,385
Educational Psychology	2	\$255,544	5	\$298,571	3	\$175,656
Instruction & Teacher Education	3	\$1,154,705	5	\$1,497,110	4	\$1,049,872
Physical Education	0	\$0	0	\$0	1	\$122,200
SC Educational Policy Center	0	\$0	0	\$0	2	\$200,000
Total :	5	\$1,410,249	13	\$1,981,725	20	\$1,984,113
College of Engineering & Information						
Chemical Engineering	3	\$207,711	10	\$1,534,326	8	\$344,215
Civil & Environmental Engineering	1	\$100,703	3	\$210,627	6	\$1,141,743
Computer Science & Engineering	5	\$25,665	6	\$76,828	7	\$157,196
Electrical Engineering	1	\$40,000	2	\$80,633	6	\$3,167,679
Engineering & Information Technology, College of	0	\$0	0	\$0	1	\$48,862
Mechanical Engineering	1	\$24,250	7	\$497,935	10	\$779,598
SCAMP	0	\$0	5	\$424,672	0	\$0
Total :	11	\$398,329	33	\$2,825,021	38	\$5,639,293
College of Hospitality, Retail & Sports						
Center For Retailing Studies	0	\$0	1	\$11,429	0	\$0
Hospitality, Retail & Sports Mgmt - Dean's Office	0	\$0	1	\$62,500	0	\$0
Sport Administration	0	\$0	0	\$0	1	\$13,000
Total :	0	\$0	2	\$73,929	1	\$13,000
College of Journalism & Mass						
	4	\$59,204	7	\$167,495	12	\$303,435
Total :	4	\$59,204	7	\$167,495	12	\$303,435
College of Liberal Arts						
Archaeology & Anthropology, Institute of	2	\$71,960	4	\$337,626	3	\$36,941
Art	0	\$0	0	\$0	1	\$2,500
English	0	\$0	1	\$35,000	0	\$0
Geography	0	\$0	6	\$401,390	6	\$474,570
Government & International Studies	1	\$2,900	3	\$9,298	8	\$28,378
History	0	\$0	9	\$39,243	17	\$123,099
Institute for Southern Studies	0	\$0	1	\$27,778	1	\$50,000
International Studies, Institute of	0	\$0	0	\$0	2	\$128,997
Liberal Arts Dean's Office	0	\$0	1	\$6,000	0	\$0
McKissick Museum	0	\$0	2	\$5,750	2	\$55,759
Naval Science	2	\$4,000	2	\$4,000	0	\$0
Philosophy	0	\$0	1	\$14,750	1	\$18,450

DEPARTMENT	CURRENT MONTH SEPTEMBER - 2001		YEAR TO DATE FY 2002		YEAR TO DATE FY 2001	
Psychology	3	\$198,228	13	\$357,388	20	\$518,773
Public Affairs, Institute of	1	\$3,548	5	\$56,177	10	\$227,942
Religious Studies	0	\$0	1	\$50,000	0	\$0
Sociology	0	\$0	0	\$0	1	\$2,309
Trio Programs	0	\$0	5	\$1,182,606	5	\$1,146,226
Total :	9	\$280,636	54	\$2,527,006	77	\$2,813,944
College of Library & Information Science	0	\$0	3	\$45,185	3	\$30,570
Total :	0	\$0	3	\$45,185	3	\$30,570
College of Nursing						
Academic & Student Affairs	5	\$435,681	9	\$740,289	5	\$637,437
Administrative & Clinical Nursing	0	\$0	1	\$86,003	1	\$86,144
Family & Community Health Nursing	1	\$7,725	1	\$7,725	5	\$241,841
Total :	6	\$443,406	11	\$834,017	11	\$965,422
College of Pharmacy						
Basic Pharmaceutical Sciences	1	\$25,000	3	\$130,141	1	\$104,993
Clinical Pharmacy	0	\$0	0	\$0	1	\$5,000
Palmetto Poison Center	2	\$285,881	2	\$285,881	0	\$0
Pharmacy Practice	1	\$20,125	1	\$20,125	4	\$83,000
Total :	4	\$331,006	6	\$436,147	6	\$192,993
College of Science and Math						
Baruch Institute	3	\$394,740	8	\$1,169,260	9	\$829,189
Biological Research & Technology, Institute for	0	\$0	1	\$2,200	0	\$0
Biological Sciences	4	\$566,549	13	\$1,226,417	9	\$601,478
Center For Science Education	0	\$0	0	\$0	1	\$22,809
Chemistry & Biochemistry	3	\$502,880	11	\$1,360,475	19	\$1,434,613
Computer Science (moved to Engineering)	0	\$0	0	\$0	1	\$19,266
EPSCoR (moved to VP for Research)	0	\$0	0	\$0	3	\$116,175
Geological Sciences	3	\$208,822	19	\$1,007,467	11	\$613,059
Mathematics	0	\$0	0	\$0	5	\$166,363
Physics & Astronomy	1	\$40,070	2	\$106,070	5	\$487,197
Science & Math Administration	1	\$6,000	5	\$554,283	6	\$904,500
Statistics	0	\$0	5	\$231,906	4	\$294,890
Total :	15	\$1,719,061	64	\$5,658,078	73	\$5,489,539
College of Social Work	9	\$657,011	30	\$1,272,547	29	\$935,654
Total :	9	\$657,011	30	\$1,272,547	29	\$935,654
Darla Moore School of Business						
Business Administration - Division Of Research	18	\$507,583	33	\$737,885	29	\$911,029
Small Business Development Center	0	\$0	1	\$30,000	3	\$110,616
Total :	18	\$507,583	34	\$767,885	32	\$1,021,645
Division of Student Affairs						
Student Life	0	\$0	0	\$0	2	\$211,571
Total :	0	\$0	0	\$0	2	\$211,571

DEPARTMENT	CURRENT MONTH SEPTEMBER - 2001		YEAR TO DATE FY 2002		YEAR TO DATE FY 2001	
Institute for Families in Society						
Families in Society, Institute for	3	\$451,959	7	\$1,406,124	11	\$1,068,303
Total :	3	\$451,959	7	\$1,406,124	11	\$1,068,303
Institutional Planning						
Law School						
Law School	2	\$86,244	4	\$355,237	3	\$376,728
Total :	2	\$86,244	4	\$355,237	3	\$376,728
Norman J. Arnold School of Public Health						
Center for Health Services and Policy Research	0	\$0	2	\$147,735	0	\$0
Communication Sciences & Disorders	1	\$7,917	1	\$7,917	0	\$0
Environmental Health Sciences	3	\$303,934	27	\$854,171	7	\$466,582
Epidemiology & Biostatistics	3	\$1,347,048	11	\$1,656,402	11	\$1,183,599
Exercise Science	2	\$18,500	5	\$864,975	5	\$371,665
Health Administration	3	\$44,488	7	\$112,179	15	\$593,431
Health Promotion & Education	4	\$20,302	16	\$247,096	14	\$320,024
Prevention Research Center	12	\$2,304,302	13	\$2,307,302	9	\$1,915,511
Total :	28	\$4,046,491	82	\$6,197,777	61	\$4,850,812
Regional and Four-Year Campuses						
Regional Campuses & Continuing Education	0	\$0	0	\$0	1	\$32,100
USC Aiken	2	\$67,291	7	\$399,309	10	\$879,963
USC Beaufort	1	\$33,296	4	\$139,496	6	\$408,897
USC Lancaster	0	\$0	2	\$221,454	3	\$403,982
USC Salkehatchie	0	\$0	2	\$221,454	3	\$426,764
USC Spartanburg	7	\$140,082	19	\$811,439	16	\$1,014,846
USC Sumter	1	\$1,000	3	\$222,454	5	\$402,496
USC Union	0	\$0	1	\$224,471	1	\$198,582
Total :	11	\$241,669	38	\$2,240,077	45	\$3,767,630
School of Medicine						
Biochemistry *	3	\$502,880	7	\$984,508	9	\$995,888
Cell Biology & Neurosciences	1	\$1,505	2	\$219,066	4	\$455,234
Developmental Biology & Anatomy	2	\$90,000	4	\$329,566	2	\$367,672
Family & Preventive Medicine	0	\$0	2	\$182,217	2	\$426,376
Health & Safety	0	\$0	1	\$9,600	1	\$10,000
Internal Medicine	7	\$300,710	12	\$361,437	11	\$214,948
Medicine Library	0	\$0	1	\$3,880	0	\$0
Microbiology & Immunology	3	\$258,141	4	\$511,016	3	\$641,301
Neuropsychiatry	1	\$34,650	4	\$95,177	5	\$268,390
Obstetrics & Gynecology	0	\$0	0	\$0	2	\$70,525
Orthopaedic Surgery	0	\$0	0	\$0	1	\$2,250
Pathology	0	\$0	1	\$15,000	1	\$7,500
Pediatrics/Center for Developmental Disabilities	2	\$206,886	4	\$1,093,108	17	\$2,586,377
Pharmacology & Physiology	0	\$0	0	\$0	3	\$112,063
Radiology	1	\$401,974	1	\$401,974	0	\$0
Research & Special Projects	0	\$0	7	\$284,228	1	\$37,800
School of Medicine Graduate Program	0	\$0	0	\$0	2	\$35,360
South Carolina Cancer Center	2	\$84,000	2	\$84,000	0	\$0

DEPARTMENT	CURRENT MONTH SEPTEMBER - 2001		YEAR TO DATE FY 2002		YEAR TO DATE FY 2001	
Surgery	0	\$0	5	\$148,608	0	\$0
Total :	22	\$1,880,746	57	\$4,723,385	64	\$6,231,684
School of the Environment						
Earth Sciences & Resources Institute	0	\$0	2	\$47,275	1	\$40,800
School of the Environment	3	\$203,131	6	\$223,030	2	\$3,964
Total :	3	\$203,131	8	\$270,305	3	\$44,764
South Carolina Honors College						
	1	\$102,676	1	\$102,676	0	\$0
Total :	1	\$102,676	1	\$102,676	0	\$0
University Libraries						
Thomas Cooper Library	0	\$0	1	\$1,020	0	\$0
Total :	0	\$0	1	\$1,020	0	\$0
Vice President for Research						
NanoCenter	1	\$180,002	3	\$377,999	0	\$0
Sponsored Programs & Research	0	\$0	1	\$24,751	1	\$20,000
Vice President for Research	0	\$0	0	\$0	1	\$2,300,000
Vice President for Research - General	0	\$0	1	\$50,000	0	\$0
Total :	1	\$180,002	5	\$452,750	2	\$2,320,000
Report TOTAL :	149	\$12,496,523	455	\$31,396,444	489	\$37,338,162

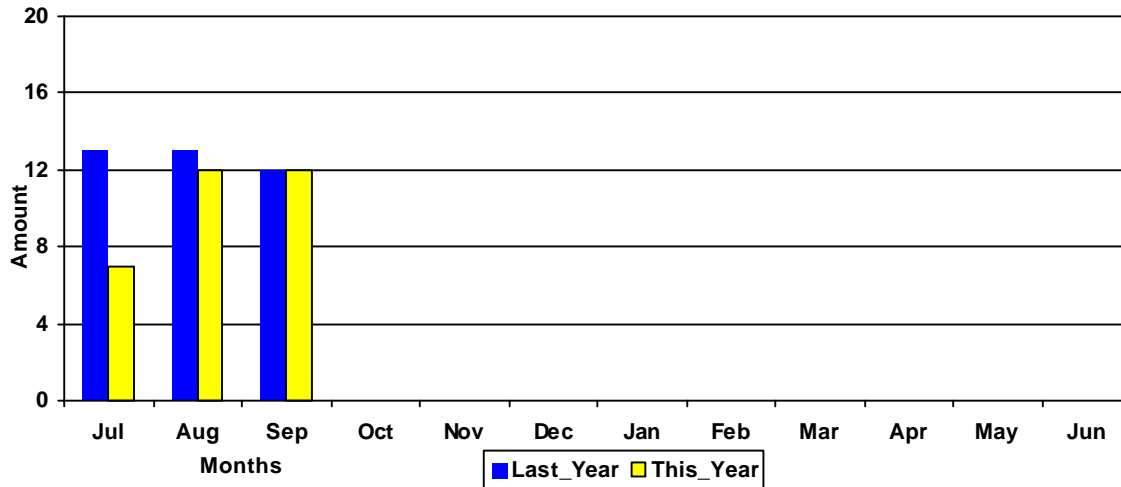
* - Biochemistry represents faculty with a dual appointment to the Department of Chemistry and the School of Medicine. The figures are included in both division totals but only once in the overall total.

Funding Agency Comparison Report

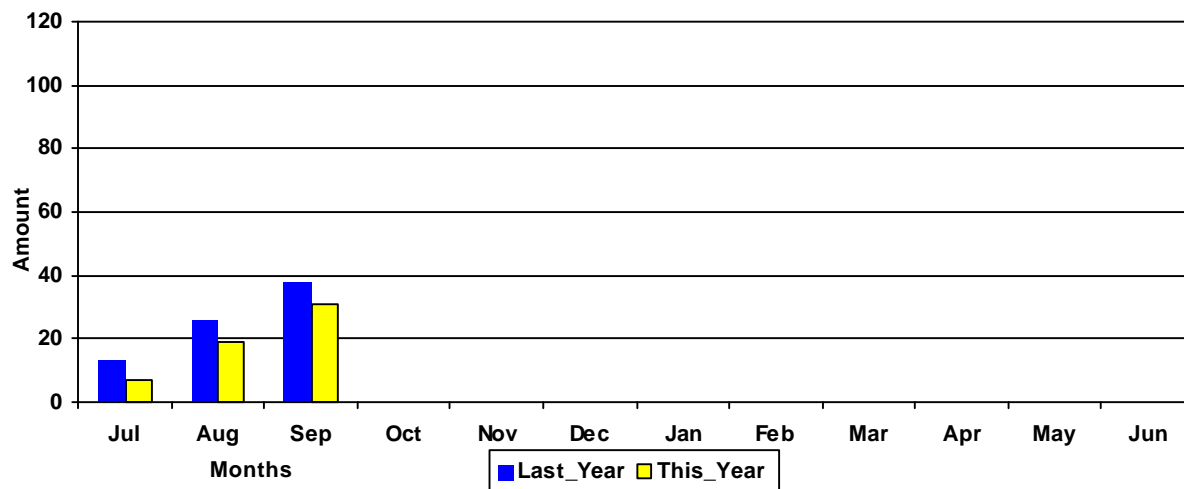
Year-To-Date -SEPTEMBER - 2001

		<u>FISCAL YEAR - 2002</u>		<u>FISCAL YEAR - 2001</u>
NSF Awards	26	\$2,226,615	33	\$1,635,862
NIH Awards	34	\$4,129,290	37	\$4,225,743
Dept. Of Defense Awards	13	\$584,480	11	\$4,046,730
Dept. Of Education Awards	34	\$5,953,014	38	\$6,936,560
Dept. Of Energy Awards	13	\$1,442,347	7	\$423,254
SCUREF Awards from DOE	3	\$198,025	2	\$35,039
State and Municipalities Awards	64	\$2,677,198	87	\$6,267,869

**Amounts Awarded
(In millions of dollars)**



**Cumulative Amounts Awarded
(In millions of dollars)**



PROPOSALS BY DEPARTMENT

DEPARTMENT	CURRENT MONTH SEPTEMBER - 2001		YEAR TO DATE FY 2002		YEAR TO DATE FY 2001	
Business and Finance						
Campus Services	0	\$0	0	\$0	1	\$2,000
Total :	0	\$0	0	\$0	1	\$2,000
College of Criminal Justice						
	1	\$33,917	1	\$33,917	4	\$54,354
Total :	1	\$33,917	1	\$33,917	4	\$54,354
College of Education						
Education Leadership & Policies	1	\$10,000	5	\$230,080	7	\$61,971
Educational Psychology	3	\$92,898	6	\$200,648	1	\$10,000
Instruction & Teacher Education	1	\$20,000	1	\$20,000	5	\$2,694,187
Physical Education	0	\$0	0	\$0	1	\$122,200
SC Educational Policy Center	0	\$0	0	\$0	1	\$60,053
USC Children's Center	0	\$0	0	\$0	1	\$30,000
Total :	5	\$122,898	12	\$450,728	16	\$2,978,411
College of Engineering & Information						
Chemical Engineering	0	\$0	8	\$826,144	10	\$1,386,366
Civil & Environmental Engineering	0	\$0	6	\$401,869	6	\$548,010
Computer Science & Engineering	6	\$93,712	8	\$177,278	10	\$523,059
Electrical Engineering	4	\$1,010,903	4	\$1,010,903	5	\$4,300,806
Engineering & Information Technology, College of	1	\$36,836	1	\$36,836	0	\$0
Mechanical Engineering	3	\$160,366	5	\$255,366	13	\$1,741,628
SCAMP	0	\$0	1	\$404,672	2	\$812,000
Total :	14	\$1,301,817	33	\$3,113,068	46	\$9,311,869
College of Hospitality, Retail & Sports						
Sport Administration	0	\$0	0	\$0	1	\$13,000
Total :	0	\$0	0	\$0	1	\$13,000
College of Journalism & Mass						
	3	\$53,903	7	\$168,087	11	\$307,078
Total :	3	\$53,903	7	\$168,087	11	\$307,078
College of Liberal Arts						
Anthropology	0	\$0	0	\$0	1	\$72,250
Archaeology & Anthropology, Institute of	2	\$89,398	3	\$96,952	4	\$190,874
Art	0	\$0	0	\$0	1	\$2,500
English	0	\$0	1	\$12,000	2	\$15,750
Geography	1	\$25,430	5	\$174,404	3	\$73,091
Government & International Studies	1	\$2,900	4	\$56,993	5	\$16,489
History	2	\$140,436	10	\$176,179	14	\$211,442
Institute for Southern Studies	0	\$0	1	\$28,968	0	\$0
McKissick Museum	0	\$0	2	\$6,500	3	\$112,255
Psychology	3	\$366,122	12	\$575,017	21	\$3,890,662
Public Affairs, Institute of	2	\$1,636,712	5	\$1,871,493	13	\$544,069
Religious Studies	0	\$0	1	\$50,000	0	\$0
Sociology	0	\$0	1	\$70,661	2	\$166,667
Trio Programs	2	\$464,582	2	\$464,582	2	\$367,697

DEPARTMENT	CURRENT MONTH SEPTEMBER - 2001		YEAR TO DATE FY 2002		YEAR TO DATE FY 2001	
Total :	13	\$2,725,580	47	\$3,583,749	71	\$5,663,746
College of Library & Information Science	0	\$0	3	\$52,839	3	\$48,705
Total :	0	\$0	3	\$52,839	3	\$48,705
College of Nursing						
Academic & Student Affairs	0	\$0	2	\$85,390	4	\$176,096
Administrative & Clinical Nursing	1	\$476,390	1	\$476,390	2	\$8,500
Family & Community Health Nursing	0	\$0	4	\$519,386	0	\$0
Total :	1	\$476,390	7	\$1,081,166	6	\$184,596
College of Pharmacy						
Basic Pharmaceutical Sciences	2	\$541,875	2	\$541,875	2	\$104,993
Clinical Pharmacy	0	\$0	1	\$18,423	2	\$33,228
Pharmacy Practice	1	\$30,000	1	\$30,000	7	\$236,925
Total :	3	\$571,875	4	\$590,298	11	\$375,146
College of Science and Math						
Baruch Institute	0	\$0	10	\$693,327	3	\$424,327
Biological Sciences	5	\$685,605	18	\$1,879,300	17	\$1,577,669
Center For Science Education	1	\$12,400	1	\$12,400	2	\$61,501
Chemistry & Biochemistry	5	\$2,254,394	14	\$3,337,961	22	\$4,016,058
EPSCoR (moved to VP for Research)	0	\$0	0	\$0	1	\$40,000
Geological Sciences	2	\$166,821	14	\$981,771	13	\$1,472,121
Mathematics	1	\$20,598	3	\$129,151	2	\$261,035
Physics & Astronomy	5	\$998,355	7	\$1,219,460	11	\$985,251
Science & Math Administration	0	\$0	0	\$0	1	\$284,943
Statistics	1	\$10,838	5	\$21,893	3	\$73,020
Total :	20	\$4,149,011	72	\$8,275,263	75	\$9,195,925
College of Social Work	6	\$37,557	29	\$606,737	26	\$808,057
Total :	6	\$37,557	29	\$606,737	26	\$808,057
Darla Moore School of Business						
Business Administration - Division Of Research	16	\$116,498	27	\$273,509	26	\$311,174
Small Business Development Center	0	\$0	4	\$1,311,271	3	\$2,386,650
Total :	16	\$116,498	31	\$1,584,780	29	\$2,697,824
Division of Student Affairs						
Housing & Residential Services	0	\$0	1	\$25,000	0	\$0
Student Life	1	\$4,247	1	\$4,247	1	\$19,410
Total :	1	\$4,247	2	\$29,247	1	\$19,410
Institute for Families in Society						
Families in Society, Institute for	2	\$32,884	8	\$795,806	7	\$1,158,000
Total :	2	\$32,884	8	\$795,806	7	\$1,158,000
Institutional Planning						

DEPARTMENT	CURRENT MONTH SEPTEMBER - 2001		YEAR TO DATE FY 2002		YEAR TO DATE FY 2001	
Law Enforcement & Safety	0	\$0	1	\$21,600	1	\$19,559
Total :	0	\$0	0	\$0	0	\$0
Law School						
Law School	3	\$156,988	6	\$1,053,132	6	\$643,047
Total :	3	\$156,988	6	\$1,053,132	6	\$643,047
Norman J. Arnold School of Public Health						
Center for Health Services and Policy Research	1	\$13,565	2	\$98,136	0	\$0
Communication Sciences & Disorders	0	\$0	1	\$7,917	0	\$0
Environmental Health Sciences	1	\$26,031	8	\$762,998	4	\$281,979
Epidemiology & Biostatistics	2	\$158,292	7	\$417,320	8	\$1,072,733
Exercise Science	2	\$103,758	7	\$486,508	4	\$32,700
Health Administration	4	\$138,679	7	\$171,379	14	\$92,126
Health Promotion & Education	4	\$20,302	13	\$285,194	15	\$420,081
Norman J. Arnold School of Public Health - Dean	0	\$0	0	\$0	2	\$1,338,100
Prevention Research Center	1	\$314,175	2	\$315,527	7	\$833,453
Total :	15	\$774,802	47	\$2,544,978	54	\$4,071,172
Regional and Four-Year Campuses						
USC Aiken	3	\$77,727	6	\$463,771	8	\$415,259
USC Beaufort	2	\$76,000	3	\$96,000	6	\$463,010
USC Lancaster	1	\$20,000	2	\$20,000	3	\$370,165
USC Salkehatchie	0	\$0	0	\$0	3	\$377,922
USC Spartanburg	5	\$55,819	15	\$671,346	11	\$725,542
USC Sumter	0	\$0	1	\$1,000	3	\$311,156
USC Union	0	\$0	0	\$0	1	\$299,376
Total :	11	\$229,546	27	\$1,252,117	35	\$2,962,430
School of Medicine						
Animal Resources Facility	0	\$0	0	\$0	1	\$128,159
Biochemistry *	0	\$0	2	\$232,878	2	\$372,709
Cell Biology & Neurosciences	0	\$0	1	\$108,000	1	\$145,251
Developmental Biology & Anatomy	1	\$361,250	4	\$950,958	5	\$1,059,347
Family & Preventive Medicine	1	\$1,817	3	\$388,508	3	\$373,385
Internal Medicine	1	\$15,000	4	\$198,250	4	\$699,514
Microbiology & Immunology	0	\$0	2	\$306,719	2	\$225,000
Neuropsychiatry	1	\$131,446	5	\$517,565	1	\$94,160
Obstetrics & Gynecology	0	\$0	0	\$0	1	\$59,000
Pathology	3	\$384,500	4	\$488,378	2	\$250,000
Pediatrics/Center for Developmental Disabilities	2	\$54,727	7	\$1,524,587	6	\$343,111
Pharmacology & Physiology	1	\$20,500	3	\$121,998	4	\$244,121
Radiology	0	\$0	0	\$0	1	\$400,313
Research & Special Projects	0	\$0	1	\$550	0	\$0
School of Medicine Graduate Program	0	\$0	0	\$0	2	\$17,680
South Carolina Cancer Center	1	\$37,000	2	\$84,000	1	\$6,295
Surgery	2	\$248,323	4	\$265,323	0	\$0
Total :	13	\$1,254,563	42	\$5,187,714	36	\$4,418,045
School of the Environment						
Earth Sciences & Resources Institute	0	\$0	2	\$838,659	1	\$2,383

DEPARTMENT	CURRENT MONTH SEPTEMBER - 2001		YEAR TO DATE FY 2002		YEAR TO DATE FY 2001	
School of the Environment	1	\$125,000	10	\$507,441	2	\$97,019
Total :	1	\$125,000	12	\$1,346,100	3	\$99,402
South Carolina Honors College	1	\$71,982	1	\$71,982	1	\$44,800
Total :	1	\$71,982	1	\$71,982	1	\$44,800
University Libraries						
Thomas Cooper Library	0	\$0	1	\$90,000	1	\$166,878
Total :	0	\$0	1	\$90,000	1	\$166,878
University Press	0	\$0	0	\$0	1	\$10,000
Total :	0	\$0	0	\$0	1	\$10,000
Vice President for Research						
NanoCenter	3	\$2,723,911	5	\$3,059,891	0	\$0
Total :	3	\$2,723,911	5	\$3,059,891	0	\$0
Report TOTAL :	132	\$14,963,368	395	\$34,738,721	443	\$44,861,185

* - Biochemistry represents faculty with a dual appointment to the Department of Chemistry and the School of Medicine. The figures are included in both division totals but only once in the overall total.