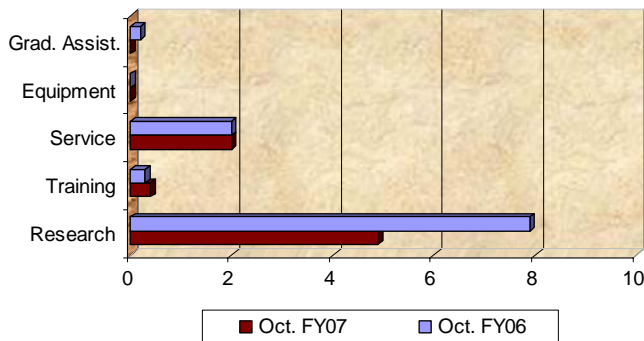


# Sponsored Awards Management (SAM)

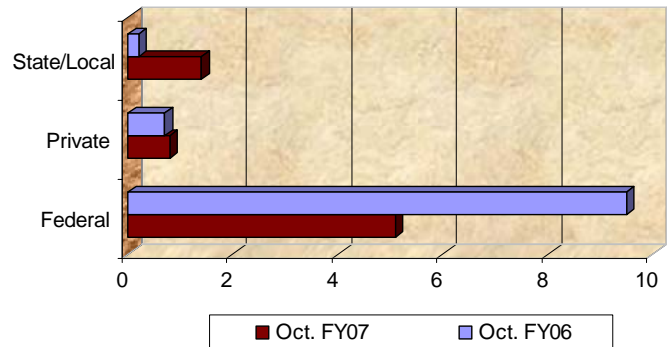
## Monthly Report Summary - October 2006

SAM ACTIVITY	Oct. FY2007 New Awards	YTD FY2006 (July-Oct.)	YTD FY2007 (July-Oct.)	YTD % Change
<b>Award Totals (FY2007)</b>	<b>\$7,315,701</b>	<b>\$65,632,171</b>	<b>\$53,815,608</b>	<b>(18.0)</b>
<b>Source</b>				
Federal	\$5,091,616	\$55,112,012	\$41,477,859	(24.7)
Private	\$794,727	\$7,972,196	\$8,345,185	4.7
State/Local	\$1,429,358	\$2,547,963	\$3,992,564	56.7
<b>Purpose</b>				
Research	\$4,883,651	\$43,347,173	\$31,812,655	(26.6)
Public Service	\$2,432,050	\$22,284,998	\$22,002,953	(1.3)
<b>Sponsors</b>				
NIH	\$133,981	\$14,429,685	\$10,562,848	(26.8)
NSF	\$322,969	\$5,797,570	\$5,594,064	(3.5)
<b>Proposals</b>				
Submissions	133	573	600	4.7
Dollars Requested	\$32,251,899	\$63,612,431	\$85,922,452	35.1
<b>Expenditures</b>				
Research Direct	\$5,077,710	\$21,470,942	\$24,200,921	12.7
Research IDC	\$1,073,836	\$5,850,035	\$5,053,873	(13.6)
<b>Notable Areas</b>				
Health Science Colleges	\$5,016,413	\$30,483,068	\$28,515,737	(6.5)
Education	\$133,119	\$2,244,235	\$2,744,790	22.3
Engineering & IT	\$1,132,825	\$4,876,224	\$4,807,265	(1.4)
Arts and Sciences	\$881,955	\$21,624,825	\$11,954,899	(44.7)
Senior and Regional Campuses	\$122,959	\$4,090,944	\$2,471,575	(39.6)

**Summary by Purpose**



**Summary by Source**



Amounts Received (In millions of dollars)

## Awards by Department

<u>CAMPUS</u>	<b>CURRENT MONTH October FY2007 New Awards</b>	<b>YEAR TO DATE FY 2006 (July-Oct.)</b>	<b>YEAR TO DATE FY 2007 (July-Oct.)</b>
<b>Arts and Sciences, College of</b>			
African-American Studies Program	0	20,000	0
Anthropology	0	6,000	0
Archaeology & Anthropology, SC Institute of	78,224	353,284	89,011
Art	100,000	0	100,000
Baruch Institute	87,243	4,677,736	630,412
Biological Sciences	142,044	2,802,207	2,930,771
Chemistry & Biochemistry	152,958	2,778,796	1,308,141
COBRE: Center for Colon Cancer Research	0	1,347,804	1,206,437
Criminology & Criminal Justice, Department of	0	698,439	33,300
Earth Sciences & Resources Institute	0	138,167	54,987
English	0	0	199,906
Environment, School of the	0	141,500	16,500
Geography	7,384	720,097	663,606
Geological Sciences	46,312	2,641,251	935,523
History	147,563	55,838	303,801
Linguistics Program	0	20,000	20,000
Mathematics	46,999	72,734	85,294
McKissick Museum	4,750	0	4,750
Naval Science	0	3,000	0
Philosophy	0	275,000	481,312
Physics & Astronomy	0	504,589	650,268
Political Science	0	47,463	25,219
Psychology	40,178	2,905,924	2,224,691
Public Service & Policy Research, Institute for	0	391,246	-189,516
Religious Studies	0	4,000	4,000
Science Education, Center for	15,300	19,500	15,300
Sociology	0	110,785	6,300
Statistics	13,000	872,590	154,886
Theatre and Dance, Department of	0	16,875	0
<b>Total:</b>	<b>881,955</b>	<b>21,624,825</b>	<b>11,954,899</b>
<b>Business &amp; Finance</b>			
Maintenance Services Director	0	250,000	0
<b>Total:</b>	<b>0</b>	<b>250,000</b>	<b>0</b>
<b>Business, Moore School of</b>			
Business, Moore School of - Dean's Office	0	0	400,999
Business, Moore School of - Division of Research	2,500	365,645	2,500
<b>Total:</b>	<b>2,500</b>	<b>365,645</b>	<b>403,499</b>

## Awards by Department

<u>CAMPUS</u>	CURRENT MONTH October FY2007 New Awards	YEAR TO DATE FY 2006 (July-Oct.)	YEAR TO DATE FY 2007 (July-Oct.)
<b>Education, College of</b>			
Education	0	0	2,342
Education Leadership & Policies	0	76,685	267,224
Educational Studies, Department of	0	314,960	299,985
Instruction & Teacher Education	40,000	1,188,399	1,235,292
Office of Program Evaluation	93,119	456,191	515,034
Physical Education	0	208,000	101,720
SC Educational Policy Center	0	0	323,193
<b>Total:</b>	<b>133,119</b>	<b>2,244,235</b>	<b>2,744,790</b>
<b>Engineering &amp; Information Technology, College of</b>			
Chemical Engineering	395,622	1,562,996	2,066,896
Civil & Environmental Engineering	101,727	756,355	263,035
Computer Science & Engineering	0	914,990	252,156
Electrical Engineering	424,624	599,742	890,566
Engineering & Information Technology, College of	0	19,450	16,200
Mechanical Engineering	122,083	978,053	1,229,643
SC Alliance for Minority Participation (SCAMP)	88,769	44,638	88,769
<b>Total:</b>	<b>1,132,825</b>	<b>4,876,224</b>	<b>4,807,265</b>
<b>Honors College, South Carolina</b>			
Honors College, South Carolina	0	4,385	0
<b>Total:</b>	<b>0</b>	<b>4,385</b>	<b>0</b>
<b>Hospitality, Retail &amp; Sport Management, College of</b>			
Hotel, Restaurant & Tourism Administration	0	47,000	0
Retailing, Department of	3,000	0	151,920
<b>Total:</b>	<b>3,000</b>	<b>47,000</b>	<b>151,920</b>
<b>Law, School of</b>			
Law, School of	0	189,211	222,867
<b>Total:</b>	<b>0</b>	<b>189,211</b>	<b>222,867</b>
<b>Mass Communications &amp; Information Studies, College</b>			
Journalism & Mass Communications, School of	1,200	273,580	144,787
Library & Information Sciences, School of	0	46,446	727,096
Mass Communications & Information Studies, College of	0	0	199,973
<b>Total:</b>	<b>1,200</b>	<b>320,026</b>	<b>1,071,856</b>

## Awards by Department

### CAMPUS

	<b>CURRENT MONTH</b> October FY2007 New Awards	<b>YEAR TO DATE</b> FY 2006 (July-Oct.)	<b>YEAR TO DATE</b> FY 2007 (July-Oct.)
<b>Medicine, School of</b>			
Cancer Center, South Carolina	0	23,340	0
Cell & Developmental Biology & Anatomy	250,711	1,597,251	569,503
Cell Biology & Neurosciences	0	0	0
Family & Preventive Medicine	0	532,764	963,927
Health & Safety	10,000	0	10,000
Internal Medicine	20,500	943,698	980,090
Medicine Library	0	-361	0
Medicine, School of - (Dean)	0	277,144	254,146
Neuropsychiatry	43,600	682,254	682,011
Obstetrics & Gynecology	0	487,295	443,633
Ophthalmology	845	666,409	175,767
Orthopaedic Surgery	0	222,647	260,600
Pathology & Microbiology	0	811,655	1,161,969
Pediatrics	621,293	4,867,978	3,790,493
Pharmacology, Physiology & Neuroscience	0	1,024,328	759,361
Research & Special Projects	0	211,400	118,550
Surgery	0	471,221	452,405
<b>Total:</b>	<b>946,949</b>	<b>12,819,023</b>	<b>10,622,455</b>
<b>Music, School of</b>			
Music, School of	0	0	0
<b>Total:</b>	<b>0</b>	<b>0</b>	<b>0</b>
<b>Nursing, College of</b>			
Nursing	0	1,513,365	952,197
<b>Total:</b>	<b>0</b>	<b>1,513,365</b>	<b>952,197</b>
<b>Pharmacy, College of</b>			
Basic Pharmaceutical Sciences	0	547,662	489,390
Palmetto Poison Center	0	252,946	265,222
Pharmaceutical Sciences	0	0	766,338
Pharmacy - (Dean)	0	0	52,998
Pharmacy Practice	982,200	0	992,200
<b>Total:</b>	<b>982,200</b>	<b>800,608</b>	<b>2,566,148</b>
<b>Provost, Office of the</b>			
TRIO Programs	0	1,298,719	1,298,718
<b>Total:</b>	<b>0</b>	<b>1,298,719</b>	<b>1,298,718</b>

## Awards by Department

<u>CAMPUS</u>	CURRENT MONTH October FY2007 New Awards	YEAR TO DATE FY 2006 (July-Oct.)	YEAR TO DATE FY 2007 (July-Oct.)
<b>Public Health, Arnold School of</b>			
Communication Sciences & Disorders	162,630	94,079	454,754
Environmental Health Sciences	131,804	1,854,834	1,454,779
Epidemiology & Biostatistics	32,710	1,711,777	2,713,386
Exercise Science	126,872	1,749,427	1,582,192
Health Promotion, Education & Behavior	1,949,253	3,231,022	3,380,587
Health Services & Policy Research, Center for	0	147,202	529,959
Health Services Policy and Management	15,900	1,211,231	1,210,590
Prevention Research Center	0	804,998	940,588
Public Health, Arnold School of - Dean	0	0	62,221
Research & Nutrition & Health Disparities, Center for	39,849	880,673	1,104,587
<b>Total:</b>	<b>2,459,018</b>	<b>11,685,243</b>	<b>13,433,643</b>
<b>Research &amp; Health Sciences, Vice President</b>			
Research, Vice President for - (General)	0	-250,000	0
Sponsored Awards Management	0	-13,887	78,712
<b>Total:</b>	<b>0</b>	<b>-263,887</b>	<b>78,712</b>
<b>Senior &amp; Regional Campuses</b>			
USC Aiken	50,000	657,768	572,071
USC Beaufort	6,400	635,921	370,357
USC Lancaster	20	490,631	479,294
USC Salkehatchie	0	348,815	434,195
USC Sumter	0	267,986	0
USC Union	0	234,229	0
USC Upstate	66,539	1,455,594	615,658
<b>Total:</b>	<b>122,959</b>	<b>4,090,944</b>	<b>2,471,575</b>
<b>Social Work, College of</b>			
Families in Society, Institute for	187,980	2,526,656	225,746
Social Work, College of	440,266	1,138,173	715,548
<b>Total:</b>	<b>628,246</b>	<b>3,664,829</b>	<b>941,294</b>
<b>Student Affairs, Division of</b>			
International Programs for Students	16,740	16,796	16,740
Student Health	0	0	72,040
Student Life	4,990	9,980	4,990
<b>Total:</b>	<b>21,730</b>	<b>26,776</b>	<b>93,770</b>
<b>University Libraries</b>			
Thomas Cooper Library	0	75,000	0
<b>Total:</b>	<b>0</b>	<b>75,000</b>	<b>0</b>

## Awards by Department

### CAMPUS

	<b>CURRENT MONTH</b> October FY2007 New Awards	<b>YEAR TO DATE</b> FY 2006 (July-Oct.)	<b>YEAR TO DATE</b> FY 2007 (July-Oct.)
<b>Report Total:</b>	<b>7,315,701</b>	<b>65,632,171</b>	<b>53,815,608</b>

# Sponsored Awards Management

## Awards by Purpose Comparison - FY2007 (July-Oct.)

	Equipment	GA Work Experience	Research	Service	Training	Total
<b>Total</b>	<b>10,000</b>	<b>875,171</b>	<b>31,802,655</b>	<b>12,849,809</b>	<b>8,277,973</b>	<b>53,815,608</b>
<b>Arts and Sciences, College of</b>	<b>0</b>	<b>258,408</b>	<b>10,787,357</b>	<b>474,832</b>	<b>434,302</b>	<b>11,954,899</b>
Archaeology & Anthropology, SC Institute of	0	0	89,011	0	0	89,011
Art	0	0	100,000	0	0	100,000
Baruch Institute	0	0	630,412	0	0	630,412
Biological Sciences	0	0	2,527,701	234,174	168,896	2,930,771
Chemistry & Biochemistry	0	0	1,238,592	33,549	36,000	1,308,141
COBRE: Center for Colon Cancer Research	0	0	1,206,437	0	0	1,206,437
Criminology & Criminal Justice, Department of	0	0	33,300	0	0	33,300
Earth Sciences & Resources Institute	0	0	54,987	0	0	54,987
English	0	0	0	0	199,906	199,906
Environment, School of the	0	0	16,500	0	0	16,500
Geography	0	26,690	636,916	0	0	663,606
Geological Sciences	0	0	930,323	5,200	0	935,523
History	0	46,238	110,000	147,563	0	303,801
Linguistics Program	0	20,000	0	0	0	20,000

	Equipment	GA Work Experience	Research	Service	Training	Total
Mathematics	0	0	85,294	0	0	85,294
McKissick Museum	0	0	4,750	0	0	4,750
Philosophy	0	0	481,312	0	0	481,312
Physics & Astronomy	0	0	650,268	0	0	650,268
Political Science	0	25,219	0	0	0	25,219
Psychology	0	91,000	1,855,329	248,862	29,500	2,224,691
Public Service & Policy Research, Institute for	0	0	5,000	-194,516	0	-189,516
Religious Studies	0	0	4,000	0	0	4,000
Science Education, Center for	0	0	15,300	0	0	15,300
Sociology	0	0	6,300	0	0	6,300
Statistics	0	49,261	105,625	0	0	154,886
<b>Business, Moore School of</b>	<b>0</b>	<b>0</b>	<b>403,499</b>	<b>0</b>	<b>0</b>	<b>403,499</b>
Business, Moore School of - Dean's Office	0	0	400,999	0	0	400,999
Business, Moore School of - Division of Research	0	0	2,500	0	0	2,500
<b>Education, College of</b>	<b>0</b>	<b>179,162</b>	<b>613,523</b>	<b>427,922</b>	<b>1,524,183</b>	<b>2,744,790</b>
Education	0	0	0	0	2,342	2,342
Education Leadership & Policies	0	79,024	0	110,200	78,000	267,224
Educational Studies, Department of	0	6,418	227,137	0	66,430	299,985
Instruction & Teacher Education	0	0	0	0	1,235,292	1,235,292
Office of Program Evaluation	0	0	143,193	229,722	142,119	515,034
Physical Education	0	93,720	0	8,000	0	101,720
SC Educational Policy Center	0	0	243,193	80,000	0	323,193
<b>Engineering &amp; Information Technology,</b>	<b>10,000</b>	<b>61,078</b>	<b>4,249,959</b>	<b>16,200</b>	<b>470,028</b>	<b>4,807,265</b>

	Equipment	GA Work Experience	Research	Service	Training	Total
Chemical Engineering	0	42,510	1,974,596	0	49,790	2,066,896
Civil & Environmental Engineering	10,000	0	253,035	0	0	263,035
Computer Science & Engineering	0	18,568	233,588	0	0	252,156
Electrical Engineering	0	0	890,566	0	0	890,566
Engineering & Information Technology, College	0	0	0	16,200	0	16,200
Mechanical Engineering	0	0	809,405	0	420,238	1,229,643
SC Alliance for Minority Participation (SCAMP)	0	0	88,769	0	0	88,769
<b>Hospitality, Retail &amp; Sport Management,</b>	<b>0</b>	<b>0</b>	<b>148,920</b>	<b>3,000</b>	<b>0</b>	<b>151,920</b>
Hotel, Restaurant & Tourism Administration	0	0	0	0	0	0
Retailing, Department of	0	0	148,920	3,000	0	151,920
<b>Law, School of</b>	<b>0</b>	<b>0</b>	<b>0</b>	<b>222,867</b>	<b>0</b>	<b>222,867</b>
Law, School of	0	0	0	222,867	0	222,867
<b>Mass Communications &amp; Information</b>	<b>0</b>	<b>29,331</b>	<b>0</b>	<b>0</b>	<b>1,042,525</b>	<b>1,071,856</b>
Journalism & Mass Communications, School of	0	22,900	0	0	121,887	144,787
Library & Information Sciences, School of	0	6,431	0	0	720,665	727,096
Mass Communications & Information Studies, C	0	0	0	0	199,973	199,973
<b>Medicine, School of</b>	<b>0</b>	<b>0</b>	<b>3,103,227</b>	<b>6,609,104</b>	<b>910,124</b>	<b>10,622,455</b>
Cell & Developmental Biology & Anatomy	0	0	536,269	0	33,234	569,503
Cell Biology & Neurosciences	0	0	0	0	0	0
Family & Preventive Medicine	0	0	527,286	436,641	0	963,927
Health & Safety	0	0	0	10,000	0	10,000
Internal Medicine	0	0	26,719	953,371	0	980,090

	Equipment	GA Work Experience	Research	Service	Training	Total
Medicine, School of - (Dean)	0	0	0	236,146	18,000	254,146
Neuropsychiatry	0	0	135,818	396,193	150,000	682,011
Obstetrics & Gynecology	0	0	177	443,456	0	443,633
Ophthalmology	0	0	-79,759	255,526	0	175,767
Orthopaedic Surgery	0	0	0	260,600	0	260,600
Pathology & Microbiology	0	0	1,161,969	0	0	1,161,969
Pediatrics	0	0	43,500	3,075,465	671,528	3,790,493
Pharmacology, Physiology & Neuroscience	0	0	721,999	0	37,362	759,361
Research & Special Projects	0	0	0	118,550	0	118,550
Surgery	0	0	29,249	423,156	0	452,405
<b>Nursing, College of</b>	<b>0</b>	<b>0</b>	<b>252,782</b>	<b>0</b>	<b>699,415</b>	<b>952,197</b>
Nursing	0	0	252,782	0	699,415	952,197
<b>Pharmacy, College of</b>	<b>0</b>	<b>0</b>	<b>1,265,728</b>	<b>1,300,420</b>	<b>0</b>	<b>2,566,148</b>
Basic Pharmaceutical Sciences	0	0	489,390	0	0	489,390
Palmetto Poison Center	0	0	0	265,222	0	265,222
Pharmaceutical Sciences	0	0	766,338	0	0	766,338
Pharmacy - (Dean)	0	0	0	52,998	0	52,998
Pharmacy Practice	0	0	10,000	982,200	0	992,200
<b>Provost, Office of the</b>	<b>0</b>	<b>0</b>	<b>0</b>	<b>1,298,718</b>	<b>0</b>	<b>1,298,718</b>
TRIO Programs	0	0	0	1,298,718	0	1,298,718
<b>Public Health, Arnold School of</b>	<b>0</b>	<b>266,128</b>	<b>10,361,665</b>	<b>640,410</b>	<b>2,165,440</b>	<b>13,433,643</b>
Communication Sciences & Disorders	0	-7,244	291,600	0	170,398	454,754

	Equipment	GA Work Experience	Research	Service	Training	Total
Environmental Health Sciences	0	0	365,965	0	1,088,814	1,454,779
Epidemiology & Biostatistics	0	68,436	2,244,407	68,100	332,443	2,713,386
Exercise Science	0	16,000	1,559,192	7,000	0	1,582,192
Health Promotion, Education & Behavior	0	80,431	3,122,586	177,570	0	3,380,587
Health Services & Policy Research, Center for	0	0	142,219	387,740	0	529,959
Health Services Policy and Management	0	95,005	590,521	0	525,064	1,210,590
Prevention Research Center	0	0	940,588	0	0	940,588
Public Health, Arnold School of - Dean	0	13,500	0	0	48,721	62,221
Research & Nutrition & Health Disparities, Cente	0	0	1,104,587	0	0	1,104,587
<b>Research &amp; Health Sciences, Vice President</b>	<b>0</b>	<b>0</b>	<b>-6,288</b>	<b>85,000</b>	<b>0</b>	<b>78,712</b>
Sponsored Awards Management	0	0	-6,288	85,000	0	78,712
<b>Social Work, College of</b>	<b>0</b>	<b>81,064</b>	<b>556,871</b>	<b>171,550</b>	<b>131,809</b>	<b>941,294</b>
Families in Society, Institute for	0	0	209,303	16,443	0	225,746
Social Work, College of	0	81,064	347,568	155,107	131,809	715,548
<b>Student Affairs, Division of</b>	<b>0</b>	<b>0</b>	<b>4,990</b>	<b>0</b>	<b>88,780</b>	<b>93,770</b>
International Programs for Students	0	0	0	0	16,740	16,740
Student Health	0	0	0	0	72,040	72,040
Student Life	0	0	4,990	0	0	4,990
<b>USC Aiken</b>	<b>0</b>	<b>0</b>	<b>50,902</b>	<b>521,169</b>	<b>0</b>	<b>572,071</b>
USC Aiken	0	0	50,902	521,169	0	572,071
<b>USC Beaufort</b>	<b>0</b>	<b>0</b>	<b>0</b>	<b>272,111</b>	<b>98,246</b>	<b>370,357</b>
USC Beaufort	0	0	0	272,111	98,246	370,357

	Equipment	GA Work Experience	Research	Service	Training	Total
<b>USC Lancaster</b>	0	0	20	479,274	0	479,294
USC Lancaster	0	0	20	479,274	0	479,294
<b>USC Salkehatchie</b>	0	0	0	231,945	202,250	434,195
USC Salkehatchie	0	0	0	231,945	202,250	434,195
<b>USC Upstate</b>	0	0	9,500	95,287	510,871	615,658
USC Upstate	0	0	9,500	95,287	510,871	615,658

# Sponsored Awards Management

## FY2007 - Awards by Source (July-Oct.)

	COM	FED	LOC	OTH	PHI	STA	Total
<b>Total</b>	<b>1,207,566</b>	<b>41,477,859</b>	<b>239,360</b>	<b>671,666</b>	<b>6,465,953</b>	<b>3,753,204</b>	<b>53,815,608</b>
<b>Arts and Sciences, College of</b>	<b>231,067</b>	<b>10,469,231</b>	<b>83,219</b>	<b>424,500</b>	<b>426,217</b>	<b>320,665</b>	<b>11,954,899</b>
Archaeology & Anthropology, SC Institute of	0	78,224	0	0	0	10,787	89,011
Art	0	0	0	0	0	100,000	100,000
Baruch Institute	0	630,412	0	0	0	0	630,412
Biological Sciences	0	2,734,771	0	0	196,000	0	2,930,771
Chemistry & Biochemistry	42,207	1,055,217	0	0	169,717	41,000	1,308,141
COBRE: Center for Colon Cancer Research	0	1,206,437	0	0	0	0	1,206,437
Criminology & Criminal Justice, Department of	0	0	0	0	0	33,300	33,300
Earth Sciences & Resources Institute	15,000	39,987	0	0	0	0	54,987
English	0	199,906	0	0	0	0	199,906
Environment, School of the	0	0	0	0	16,500	0	16,500
Geography	0	636,916	0	0	0	26,690	663,606
Geological Sciences	30,600	604,923	0	300,000	0	0	935,523
History	0	147,563	0	110,000	0	46,238	303,801
Linguistics Program	0	0	0	0	0	20,000	20,000
Mathematics	46,999	38,295	0	0	0	0	85,294
McKissick Museum	0	0	0	0	0	4,750	4,750
Philosophy	0	481,312	0	0	0	0	481,312

	COM	FED	LOC	OTH	PHI	STA	Total
Physics & Astronomy	0	650,268	0	0	0	0	650,268
Political Science	0	0	25,219	0	0	0	25,219
Psychology	47,000	2,075,191	58,000	14,500	15,000	15,000	2,224,691
Public Service & Policy Research, Institute for	0	-208,516	0	0	19,000	0	-189,516
Religious Studies	0	0	0	0	4,000	0	4,000
Science Education, Center for	0	15,300	0	0	0	0	15,300
Sociology	0	6,300	0	0	0	0	6,300
Statistics	49,261	76,725	0	0	6,000	22,900	154,886
<b>Business, Moore School of</b>	<b>2,500</b>	<b>400,999</b>	<b>0</b>	<b>0</b>	<b>0</b>	<b>0</b>	<b>403,499</b>
Business, Moore School of - Dean's Office	0	400,999	0	0	0	0	400,999
Business, Moore School of - Division of Research	2,500	0	0	0	0	0	2,500
<b>Education, College of</b>	<b>4,754</b>	<b>1,859,602</b>	<b>93,720</b>	<b>74,270</b>	<b>45,352</b>	<b>667,092</b>	<b>2,744,790</b>
Education	0	0	0	0	0	2,342	2,342
Education Leadership & Policies	4,754	78,000	0	74,270	0	110,200	267,224
Educational Studies, Department of	0	156,450	0	0	37,352	106,183	299,985
Instruction & Teacher Education	0	1,029,292	0	0	0	206,000	1,235,292
Office of Program Evaluation	0	372,667	0	0	0	142,367	515,034
Physical Education	0	0	93,720	0	8,000	0	101,720
SC Educational Policy Center	0	223,193	0	0	0	100,000	323,193
<b>Engineering &amp; Information Technology, C</b>	<b>607,323</b>	<b>3,814,840</b>	<b>0</b>	<b>0</b>	<b>186,000</b>	<b>199,102</b>	<b>4,807,265</b>
Chemical Engineering	192,173	1,708,723	0	0	166,000	0	2,066,896
Civil & Environmental Engineering	0	263,035	0	0	0	0	263,035
Computer Science & Engineering	39,368	212,788	0	0	0	0	252,156
Electrical Engineering	68,894	821,672	0	0	0	0	890,566

	COM	FED	LOC	OTH	PHI	STA	Total
Engineering & Information Technology, College of	0	16,200	0	0	0	0	16,200
Mechanical Engineering	306,888	792,422	0	0	20,000	110,333	1,229,643
SC Alliance for Minority Participation (SCAMP)	0	0	0	0	0	88,769	88,769
<b>Hospitality, Retail &amp; Sport Management,</b>	<b>3,000</b>	<b>148,920</b>	<b>0</b>	<b>0</b>	<b>0</b>	<b>0</b>	<b>151,920</b>
Hotel, Restaurant & Tourism Administration	0	0	0	0	0	0	0
Retailing, Department of	3,000	148,920	0	0	0	0	151,920
<b>Law, School of</b>	<b>0</b>	<b>122,867</b>	<b>0</b>	<b>0</b>	<b>0</b>	<b>100,000</b>	<b>222,867</b>
Law, School of	0	122,867	0	0	0	100,000	222,867
<b>Mass Communications &amp; Information Stu</b>	<b>0</b>	<b>1,036,325</b>	<b>0</b>	<b>0</b>	<b>6,200</b>	<b>29,331</b>	<b>1,071,856</b>
Journalism & Mass Communications, School of	0	115,687	0	0	6,200	22,900	144,787
Library & Information Sciences, School of	0	720,665	0	0	0	6,431	727,096
Mass Communications & Information Studies, College of	0	199,973	0	0	0	0	199,973
<b>Medicine, School of</b>	<b>90,653</b>	<b>6,494,321</b>	<b>0</b>	<b>20,177</b>	<b>3,675,995</b>	<b>341,309</b>	<b>10,622,455</b>
Cell & Developmental Biology & Anatomy	0	394,988	0	0	174,515	0	569,503
Cell Biology & Neurosciences	0	0	0	0	0	0	0
Family & Preventive Medicine	0	527,286	0	0	374,884	61,757	963,927
Health & Safety	0	0	0	0	0	10,000	10,000
Internal Medicine	6,719	216,392	0	20,000	736,979	0	980,090
Medicine, School of - (Dean)	0	0	0	0	254,146	0	254,146
Neuropsychiatry	0	285,818	0	0	265,593	130,600	682,011
Obstetrics & Gynecology	0	0	0	177	378,504	64,952	443,633
Ophthalmology	845	-80,604	0	0	255,526	0	175,767
Orthopaedic Surgery	0	0	0	0	260,600	0	260,600
Pathology & Microbiology	0	1,136,969	0	0	25,000	0	1,161,969

	COM	FED	LOC	OTH	PHI	STA	Total
Pediatrics	75	3,486,376	0	0	284,542	19,500	3,790,493
Pharmacology, Physiology & Neuroscience	83,014	497,847	0	0	178,500	0	759,361
Research & Special Projects	0	0	0	0	64,050	54,500	118,550
Surgery	0	29,249	0	0	423,156	0	452,405
<b>Nursing, College of</b>	0	749,922	0	0	202,275	0	952,197
Nursing	0	749,922	0	0	202,275	0	952,197
<b>Pharmacy, College of</b>	14,420	1,234,068	0	0	335,460	982,200	2,566,148
Basic Pharmaceutical Sciences	4,420	202,508	0	0	282,462	0	489,390
Palmetto Poison Center	0	265,222	0	0	0	0	265,222
Pharmaceutical Sciences	0	766,338	0	0	0	0	766,338
Pharmacy - (Dean)	0	0	0	0	52,998	0	52,998
Pharmacy Practice	10,000	0	0	0	0	982,200	992,200
<b>Provost, Office of the</b>	0	1,298,718	0	0	0	0	1,298,718
TRIO Programs	0	1,298,718	0	0	0	0	1,298,718
<b>Public Health, Arnold School of</b>	246,793	11,692,119	8,421	106,112	1,041,122	339,076	13,433,643
Communication Sciences & Disorders	-4,855	454,230	5,379	0	0	0	454,754
Environmental Health Sciences	0	1,454,779	0	0	0	0	1,454,779
Epidemiology & Biostatistics	68,100	2,238,926	0	1,290	239,185	165,885	2,713,386
Exercise Science	159,639	1,145,680	0	0	276,873	0	1,582,192
Health Promotion, Education & Behavior	1,509	3,300,156	3,042	53,000	0	22,880	3,380,587
Health Services & Policy Research, Center	0	430,753	0	0	0	99,206	529,959
Health Services Policy and Management	22,400	603,021	0	22,500	525,064	37,605	1,210,590
Prevention Research Center	0	940,588	0	0	0	0	940,588
Public Health, Arnold School of - Dean	0	48,721	0	0	0	13,500	62,221

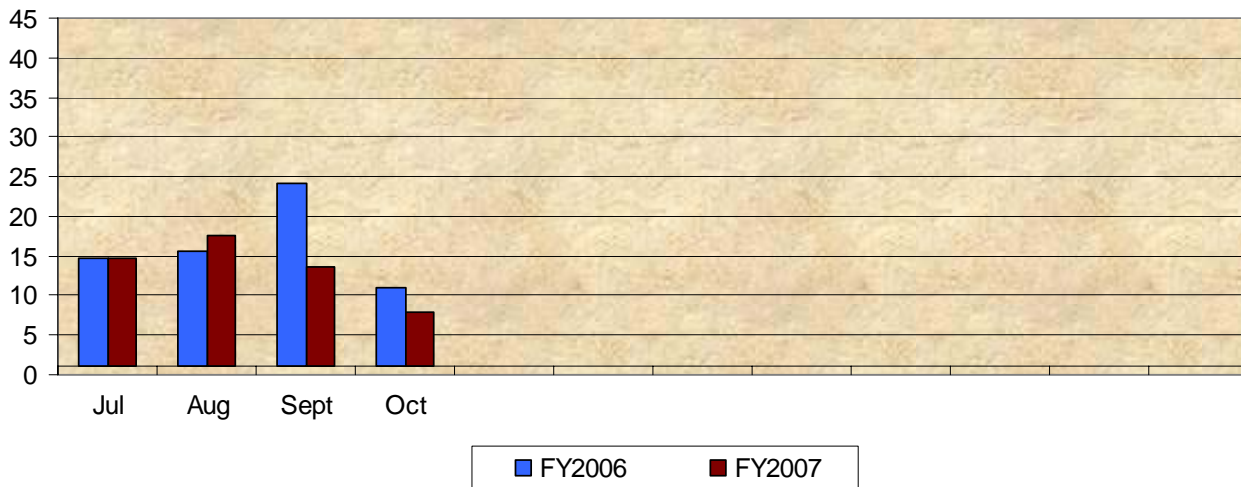
	COM	FED	LOC	OTH	PHI	STA	Total
Research & Nutrition & Health Disparities, Center for	0	1,075,265	0	29,322	0	0	1,104,587
<b>Research &amp; Health Sciences, Vice Presi</b>	0	-6,288	0	0	85,000	0	78,712
Sponsored Awards Management	0	-6,288	0	0	85,000	0	78,712
<b>Social Work, College of</b>	7,056	491,400	4,000	44,107	203,692	191,039	941,294
Families in Society, Institute for	0	31,703	0	16,443	177,600	0	225,746
Social Work, College of	7,056	459,697	4,000	27,664	26,092	191,039	715,548
<b>Student Affairs, Division of</b>	0	88,780	0	0	4,990	0	93,770
International Programs for Students	0	16,740	0	0	0	0	16,740
Student Health	0	72,040	0	0	0	0	72,040
Student Life	0	0	0	0	4,990	0	4,990
<b>USC Aiken</b>	0	11,927	50,000	0	25,000	485,144	572,071
USC Aiken	0	11,927	50,000	0	25,000	485,144	572,071
<b>USC Beaufort</b>	0	265,711	0	0	6,400	98,246	370,357
USC Beaufort	0	265,711	0	0	6,400	98,246	370,357
<b>USC Lancaster</b>	0	479,294	0	0	0	0	479,294
USC Lancaster	0	479,294	0	0	0	0	479,294
<b>USC Salkehatchie</b>	0	231,945	0	0	202,250	0	434,195
USC Salkehatchie	0	231,945	0	0	202,250	0	434,195
<b>USC Upstate</b>	0	593,158	0	2,500	20,000	0	615,658
USC Upstate	0	593,158	0	2,500	20,000	0	615,658

11/26/200

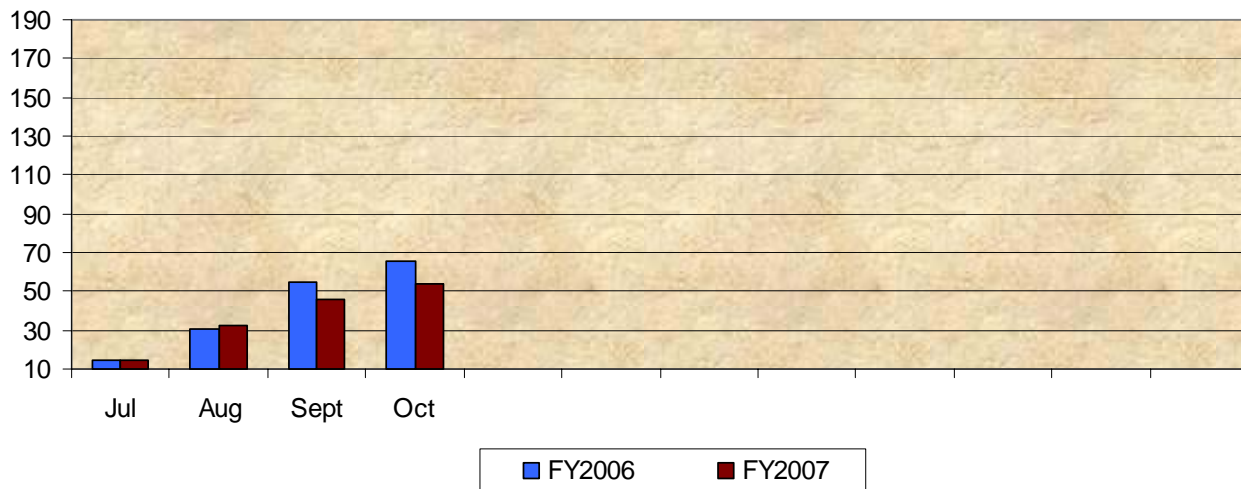
## Funding Agency Comparison Report Year-To-Date - October - FY2007

	<u>FY2006</u>	<u>FY2007</u>	<u>% CHG</u>
<b>NIH Awards</b>	\$14,429,685	\$10,562,848	(26.8)
<b>Dept. Of Education Awards</b>	\$7,748,455	\$5,574,598	(28.1)
<b>Dept. Of Defense Awards</b>	\$1,851,134	\$1,140,681	(38.4)
<b>NSF Awards</b>	\$5,797,570	\$5,594,064	(3.5)
<b>Non Profit Awards</b>	\$6,237,498	\$7,137,619	14.4
<b>State and Municipalities Awards</b>	\$2,547,963	\$3,992,564	56.7
<b>Dept. Of Energy Awards</b>	\$753,014	\$605,765	(19.6)
<b>Business and Industry Awards</b>	\$1,734,698	\$1,207,566	(30.4)

**Amounts Awarded (In millions of dollars)**



**Cumulative Amounts Awarded (In millions of dollars)**



## Proposals by Department

<u>CAMPUS</u>	CURRENT MONTH October FY2007		YEAR TO DATE FY 2006 (July-Oct.)		YEAR TO DATE FY 2007 (July-Oct.)	
<b>Arts and Sciences, College of</b>						
African-American Studies Program	0	0	1	15,000	1	20,000
Anthropology	0	0	2	56,000	1	295,042
Archaeology & Anthropology, SC Institute of	0	0	7	996,293	5	1,046,188
Art	0	0	0	0	1	100,000
Baruch Institute	3	142,317	10	775,876	11	865,118
Biological Sciences	1	175,000	23	2,620,538	21	2,533,215
Chemistry & Biochemistry	6	1,114,374	25	3,686,566	31	4,486,898
COBRE: Center for Colon Cancer Research	0	0	2	458,285	1	1,500,000
Criminology & Criminal Justice, Department of	0	0	4	76,052	3	62,497
Earth Sciences & Resources Institute	0	0	5	188,383	2	53,019
English	1	25,910	4	177,200	2	50,910
Environment, School of the	0	0	2	205,900	0	0
Geography	3	87,200	12	557,986	13	806,400
Geological Sciences	3	288,569	24	3,355,332	20	4,756,460
History	2	84,036	5	82,153	10	265,118
Linguistics Program	0	0	1	20,000	1	20,000
Marine Science	1	20,000	0	0	1	20,000
Mathematics	13	1,085,183	15	920,865	17	1,503,935
Philosophy	0	0	1	274,650	1	130,730
Physics & Astronomy	3	303,265	6	534,668	8	661,098
Political Science	1	0	5	30,213	5	25,219
Psychology	4	764,789	19	4,929,456	26	2,617,586
Public Service & Policy Research, Institute for	0	0	3	113,778	1	37,192
Religious Studies	0	0	0	0	1	4,000
Science Education, Center for	0	0	4	67,252	2	280,854
Sociology	2	94,140	6	272,501	5	352,067
Statistics	1	56,015	6	187,847	8	237,311
Theatre and Dance, Department of	0	0	1	16,875	0	0
<b>Total:</b>	<b>44</b>	<b>4,240,798</b>	<b>193</b>	<b>20,619,669</b>	<b>198</b>	<b>22,730,857</b>
<b>Business &amp; Finance</b>						
Recycling & Waste Management	0	0	1	9,400	0	0
<b>Total:</b>	<b>0</b>	<b>0</b>	<b>1</b>	<b>9,400</b>	<b>0</b>	<b>0</b>
<b>Business, Moore School of</b>						
Business, Moore School of - Dean's Office	0	0	0	0	2	53,057
Business, Moore School of - Division of Research	4	55,458	1	365,645	4	55,458
Small Business Development Center	1	1,104,674	2	1,506,187	1	1,104,674
<b>Total:</b>	<b>5</b>	<b>1,160,132</b>	<b>3</b>	<b>1,871,832</b>	<b>7</b>	<b>1,213,189</b>

## Proposals by Department

<u>CAMPUS</u>	CURRENT MONTH October FY2007		YEAR TO DATE FY 2006 (July-Oct.)		YEAR TO DATE FY 2007 (July-Oct.)	
<b>Education, College of</b>						
Education Leadership & Policies	0	0	2	26,975	4	89,609
Educational Studies, Department of	1	199,945	3	403,058	8	1,102,345
Instruction & Teacher Education	0	0	6	191,328	4	393,891
Office of Program Evaluation	3	206,857	4	245,092	5	302,857
Physical Education	0	0	6	208,000	3	152,000
SC Educational Policy Center	0	0	0	0	1	100,000
<b>Total:</b>	<b>4</b>	<b>406,802</b>	<b>21</b>	<b>1,074,453</b>	<b>25</b>	<b>2,140,702</b>
<b>Engineering &amp; Information Technology, College of</b>						
Chemical Engineering	7	10,448,012	25	1,794,514	32	13,818,861
Civil & Environmental Engineering	3	168,124	17	1,430,349	13	781,284
Computer Science & Engineering	2	1,258,259	12	1,189,370	11	2,211,988
Electrical Engineering	3	320,635	10	703,103	21	3,870,662
Engineering & Information Technology, College of	0	0	2	19,450	0	0
Mechanical Engineering	3	246,590	25	3,456,819	21	1,274,997
SC Alliance for Minority Participation (SCAMP)	1	179,000	1	44,638	2	267,769
<b>Total:</b>	<b>19</b>	<b>12,620,620</b>	<b>92</b>	<b>8,638,243</b>	<b>100</b>	<b>22,225,561</b>
<b>Equal Opportunity Programs</b>						
Equal Opportunity Programs	0	0	0	0	1	56,953
<b>Total:</b>	<b>0</b>	<b>0</b>	<b>0</b>	<b>0</b>	<b>1</b>	<b>56,953</b>
<b>Honors College, South Carolina</b>						
Honors College, South Carolina	0	0	2	15,495	1	7,676
<b>Total:</b>	<b>0</b>	<b>0</b>	<b>2</b>	<b>15,495</b>	<b>1</b>	<b>7,676</b>
<b>Hospitality, Retail &amp; Sport Management, College of</b>						
Hotel, Restaurant & Tourism Administration	1	2,500	2	41,000	4	372,328
Technology Support & Training Management	1	189,000	0	0	1	189,000
<b>Total:</b>	<b>2</b>	<b>191,500</b>	<b>2</b>	<b>41,000</b>	<b>5</b>	<b>561,328</b>
<b>Law, School of</b>						
Law, School of	1	20,014	3	225,514	2	182,092
<b>Total:</b>	<b>1</b>	<b>20,014</b>	<b>3</b>	<b>225,514</b>	<b>2</b>	<b>182,092</b>
<b>Mass Communications &amp; Information Studies, College</b>						
Journalism & Mass Communications, School of	0	0	7	268,440	5	138,587
Library & Information Sciences, School of	0	0	0	0	1	6,431
Mass Communications & Information Studies, College of	0	0	1	141,480	1	42,000
<b>Total:</b>	<b>0</b>	<b>0</b>	<b>8</b>	<b>409,920</b>	<b>7</b>	<b>187,018</b>

# Proposals by Department

## CAMPUS

	CURRENT MONTH October FY2007		YEAR TO DATE FY 2006 (July-Oct.)		YEAR TO DATE FY 2007 (July-Oct.)	
<b>Medicine, School of</b>						
Cancer Center, South Carolina	0	0	1	15,000	0	0
Cell & Developmental Biology & Anatomy	8	864,203	14	3,979,499	10	972,403
Cell Biology & Neurosciences	0	0	2	295,000	0	0
Family & Preventive Medicine	1	105,759	4	395,712	4	669,295
Internal Medicine	2	6,044,475	6	331,412	3	6,172,825
Medicine Library	0	0	1	7,068	0	0
Medicine, School of - (Dean)	0	0	1	20,000	1	584,622
Neuropsychiatry	2	186,100	6	859,486	6	312,189
Obstetrics & Gynecology	0	0	2	80,452	2	331,336
Ophthalmology	0	0	0	0	4	679,718
Pathology & Microbiology	7	617,513	18	2,570,926	17	2,586,460
Pediatrics	2	338,286	15	4,108,830	11	3,840,763
Pharmacology, Physiology & Neuroscience	1	344,584	8	1,345,798	7	1,564,789
Radiology	0	0	1	26,668	0	0
Research & Special Projects	2	121,332	1	50,500	4	175,332
Surgery	0	0	1	50,000	0	0
<b>Total:</b>	<b>25</b>	<b>8,622,252</b>	<b>81</b>	<b>14,136,351</b>	<b>69</b>	<b>17,889,732</b>
<b>Music, School of</b>						
Music, School of	0	0	0	0	1	92,881
<b>Total:</b>	<b>0</b>	<b>0</b>	<b>0</b>	<b>0</b>	<b>1</b>	<b>92,881</b>
<b>Nursing, College of</b>						
Nursing	1	10,000	4	345,866	6	1,094,720
<b>Total:</b>	<b>1</b>	<b>10,000</b>	<b>4</b>	<b>345,866</b>	<b>6</b>	<b>1,094,720</b>
<b>Pharmacy, College of</b>						
Basic Pharmaceutical Sciences	0	0	3	769,995	5	784,810
Palmetto Poison Center	0	0	0	0	3	477,516
Pharmaceutical Sciences	0	0	0	0	3	633,558
Pharmacy Practice	0	0	2	284,603	0	0
<b>Total:</b>	<b>0</b>	<b>0</b>	<b>5</b>	<b>1,054,598</b>	<b>11</b>	<b>1,895,884</b>
<b>Provost, Office of the</b>						
TRIO Programs	0	0	1		0	0
<b>Total:</b>	<b>0</b>	<b>0</b>	<b>1</b>		<b>0</b>	<b>0</b>

## Proposals by Department

<u>CAMPUS</u>	CURRENT MONTH October FY2007		YEAR TO DATE FY 2006 (July-Oct.)		YEAR TO DATE FY 2007 (July-Oct.)	
<b>Public Health, Arnold School of</b>						
Communication Sciences & Disorders	1	20,000	5	485,698	8	981,362
Environmental Health Sciences	1	219,000	4	443,090	5	556,645
Epidemiology & Biostatistics	2	2,387,699	20	5,682,861	21	5,070,278
Exercise Science	5	742,287	13	1,161,647	10	1,324,873
Health Promotion, Education & Behavior	4	29,490	13	582,331	17	465,241
Health Services & Policy Research, Center for	1	11,499	3	105,208	6	91,621
Health Services Policy and Management	3	175,900	22	1,027,340	21	769,276
Prevention Research Center	1	581,895	2	606,811	1	581,895
Public Health, Arnold School of - Dean	0	0	2	276,887	2	143,566
Public Health, Arnold School of - General	0	0	2	308,083	0	0
Research & Nutrition & Health Disparities, Center for	1	60,438	6	531,426	6	203,160
<b>Total:</b>	<b>19</b>	<b>4,228,208</b>	<b>92</b>	<b>11,211,382</b>	<b>97</b>	<b>10,187,917</b>
<b>Research &amp; Health Sciences, Vice President</b>						
Chemistry & Biochemistry	0	0	1	3,000	0	0
Families in Society, Institute for	1	69,884	6	676,247	3	297,484
Health Disparities, Institute for	0	0	0	0	1	1,497,351
NanoCenter	0	0	0	0	1	61,465
Sponsored Awards Management	1	86,436	0	0	1	86,436
<b>Total:</b>	<b>2</b>	<b>156,320</b>	<b>7</b>	<b>679,247</b>	<b>6</b>	<b>1,942,736</b>
<b>Social Work, College of</b>						
Social Work, College of	5	194,999	32	1,133,314	36	798,911
<b>Total:</b>	<b>5</b>	<b>194,999</b>	<b>32</b>	<b>1,133,314</b>	<b>36</b>	<b>798,911</b>
<b>University Libraries</b>						
Thomas Cooper Library	0	0	2	1,080,000	0	0
<b>Total:</b>	<b>0</b>	<b>0</b>	<b>2</b>	<b>1,080,000</b>	<b>0</b>	<b>0</b>
<b>USC Aiken</b>						
USC Aiken	1	35,000	7	480,668	6	515,392
<b>Total:</b>	<b>1</b>	<b>35,000</b>	<b>7</b>	<b>480,668</b>	<b>6</b>	<b>515,392</b>
<b>USC Beaufort</b>						
USC Beaufort	3	231,537	1	75,896	5	579,673
<b>Total:</b>	<b>3</b>	<b>231,537</b>	<b>1</b>	<b>75,896</b>	<b>5</b>	<b>579,673</b>
<b>USC Lancaster</b>						
USC Lancaster	1	15,000	3	5,025	2	15,500
<b>Total:</b>	<b>1</b>	<b>15,000</b>	<b>3</b>	<b>5,025</b>	<b>2</b>	<b>15,500</b>

# Proposals by Department

**CAMPUS**

		CURRENT MONTH October FY2007		YEAR TO DATE FY 2006 (July-Oct.)		YEAR TO DATE FY 2007 (July-Oct.)	
<b>USC Salkehatchie</b>							
USC Salkehatchie		0	0	3	133,871	6	843,122
<b>Total:</b>		<b>0</b>	<b>0</b>	<b>3</b>	<b>133,871</b>	<b>6</b>	<b>843,122</b>
<b>USC Sumter</b>							
USC Sumter		0	0	0	0	2	4,538
<b>Total:</b>		<b>0</b>	<b>0</b>	<b>0</b>	<b>0</b>	<b>2</b>	<b>4,538</b>
<b>USC Upstate</b>							
USC Upstate		1	118,717	10	370,687	7	756,070
<b>Total:</b>		<b>1</b>	<b>118,717</b>	<b>10</b>	<b>370,687</b>	<b>7</b>	<b>756,070</b>
<b>Report Total:</b>		<b>133</b>	<b>32,251,899</b>	<b>573</b>	<b>63,612,431</b>	<b>600</b>	<b>85,922,452</b>