

MEMORANDUM

To: Harris Pastides, Ph.D.
 Interim Vice President for Research

From: Anthony M. Boccanfuso, Ph.D.
 Managing Director

RE: Report of Sponsored Program Activity for October 2003

Date: November 15, 2003

The month of October decreased from October 2002, however, year-to-date trends continue to be positive.

- October 2003 awards totaled \$12.1 million of new funding, a decrease of \$9.4 million from October 2002.
- Total awards (research, service, training) through October reached \$60.3 million (compared to \$59.3 million in FY2002), an increase of two (2%) when compared to last year's number.
- Faculty submitted 127 proposals requesting \$24.4 million during August. Thus far in the fiscal year, SPAR has processed 609 proposals requesting \$82.2 million, compared to last year's totals of 562 and \$62.4 million.

	OctoberFY04	YTD FY03 July - October	YTD FY04 July - October	YTD Change
Award Dollars	\$12,131,478	\$59,256,864	\$60,281,154	2%
Research Direct Expenditures	\$5,134,044	\$19,264,284	\$22,701,330	18%
Research IDC Expenditures	\$1,251,795	\$5,076,091	\$5,893,993	16%
Proposals Submitted	127	562	609	8%
Proposal Dollars Requested	\$24,385,991	\$62,353,251	\$82,159,234	32%
Notable Areas				
Health Science Colleges	\$4,264,948	\$25,045,610	\$21,033,698	(16)%
Engineering & Information Technology	\$483,845	\$6,615,126	\$7,584,511	15%
Liberal Arts, College of	\$2,762,733	\$5,794,548	\$5,754,312	(1)%
Science and Mathematics, College of	\$2,639,624	\$13,398,355	\$16,586,183	24%
Senior and Regional Campuses	\$313,007	\$2,987,765	\$3,657,849	22%

cc: Andrew A. Sorensen, Ph.D.
 Jerome D. Odom, Ph.D.
 R. Steven Etheredge
 Richard Kelly

October 2003 Featured Awards

Educational Psychology

Yell, Mitchell

* *Preparing Future Teachers of Student with Emotional and Behavioral Disorders to Conduct Functional Behavioral Assessments and to Develop Effective Positive Behavior Support Plans that Include Antecedent Academic Interventions - (15240-FJ02)* **\$191,654**

Sponsor: US Department of Education (USDE) - General

Co-PI: Drasgow, Erik

Environment, School of the

Temples, Tom

* *Uranium Anomalies in Domestic Water Wells - (10060-FA05)* **\$344,150**

Sponsor: USCRF/Environmental Protection Agency (EPA) - General

Law, School of

Montgomery, John

* *National Center for Prosecution Ethics - (15800-FL14)* **\$268,064**

Sponsor: USCRF/US Department of Justice (DOJ) - General

Psychology

Prinz, Ronald

* *Population-Based System of Parenting Interventions - (13580-FA12)* **\$1,590,246**

Sponsor: USCRF/Centers for Disease Control (CDC)/NIH

Epidemiology & Biostatistics

Hebert, James

* *SIP 2-02: PRC Cancer Prevention and Control Network - (11570-FA33)* **\$495,882**

Sponsor: Centers for Disease Control (CDC)/HHS

Prevention Research Center

Sharpe, Patricia

* *Community Based Participatory Prevention Research - (11570-FA42)* **\$424,674**

Sponsor: USCRF/Centers for Disease Control (CDC)/HHS

Chemistry & Biochemistry

Morgan, Stephen

* *Capillary Electrophoresis Analysis of Fiber Dyes - (13020-FA56)* **\$761,961**

Sponsor: USCRF/Federal Bureau of Investigation

Geological Sciences

Karabanov, Eugene

* *Decadal to Centennial History of Lena River Discharge to the Arctic Ocean - (13040-FA38)* **\$203,764**

Sponsor: USCRF/National Science Foundation (NSF) - General

Co-PI: Williams, Douglas

USC Aiken

Pirkle, William

* *Undergraduate Research Program: A Collaborative Effort between the SRS and USC Aiken - (17110-FA06)* **\$49,971**

Sponsor: SC Universities Research & Education Foundation/DOE

Sponsored Programs and Research

Monthly Report

SUMMARY OF AWARDS October - 2003

By Purpose

Research Awards	\$10,122,980
Training Awards	\$247,354
Service Awards	\$1,692,297
Equipment Awards	\$5,000
Graduate Assistantship	\$63,847

TOTAL: \$12,131,478

By Source

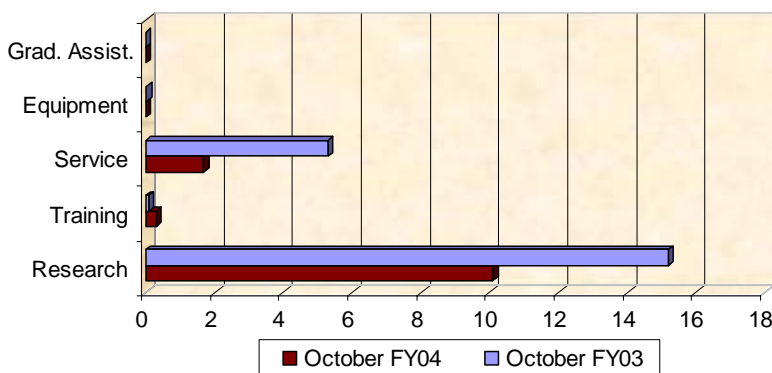
Federal Awards	\$11,337,685
Private Awards	\$642,448
State Awards	\$151,345

TOTAL: \$12,131,478

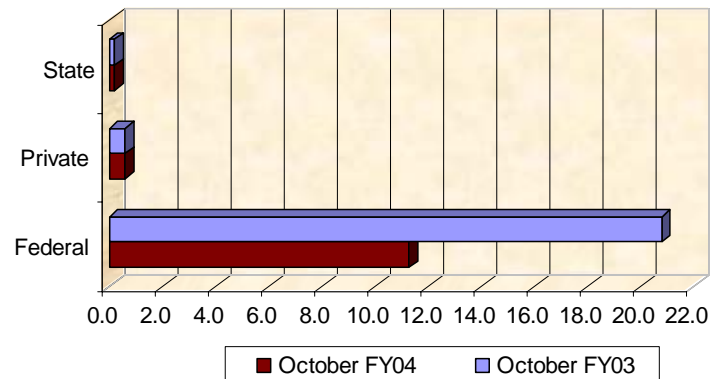
COMPARISON OF AMOUNT RECEIVED

October - 2003 vs. October - 2002

Summary by Purpose



Summary by Source



Amounts Received (In millions of dollars)

Awards by Department

<u>CAMPUS</u>	CURRENT MONTH October, 2003		YEAR TO DATE FY 2003		YEAR TO DATE FY 2004	
Business, Moore School of						
Business Administration - Division of Research	1	17,922	20	453,449	7	526,668
Economics, Department of	0	0	1	88,738	0	0
Small Business Development Center	0	0	0	0	1	100,000
Total:	1	\$17,922	21	\$542,187	8	\$626,668
Education, College of						
Education	1	30,000	2	27,550	1	30,000
Education Leadership & Policies	1	143,193	4	195,527	3	198,901
Educational Psychology	2	334,847	4	307,789	3	382,299
Instruction & Teacher Education	1	75,678	9	1,484,496	7	1,299,322
Physical Education	0	0	0	0	2	24,000
School Improvement Council Assistance	0	0	0	0	1	138,759
Total:	5	\$583,718	19	\$2,015,362	17	\$2,073,281
Engineering & Information Technology, College of						
Chemical Engineering	0	0	15	1,651,808	9	851,670
Civil & Environmental Engineering	4	181,103	7	296,378	10	571,450
Computer Science & Engineering	1	920	7	89,501	17	951,208
Electrical Engineering	5	178,868	6	3,243,482	19	4,430,509
Engineering & Information Technology, College of	1	104,579	6	354,821	3	193,160
Mechanical Engineering	2	18,375	10	979,136	11	586,514
Total:	13	\$483,845	51	\$6,615,126	69	\$7,584,511
Enrollment Management						
Student Financial Aid & Scholarships	0	0	2	35,166	1	38,335
Total:	0	\$0	2	\$35,166	1	\$38,335
Environment, School of the						
Earth Sciences & Resources Institute	0	0	3	24,045	5	45,841
Environment, School of the	1	344,150	3	232,734	4	462,951
Total:	1	\$344,150	6	\$256,779	9	\$508,792
Honors College, South Carolina						
Honors College, South Carolina	1	4,000	1	4,000	1	4,000
Total:	1	\$4,000	1	\$4,000	1	\$4,000
Hospitality, Retail & Sports Management, College of						
Retailing Studies, Center for	0	0	1	8,000	0	0
Sport Administration	0	0	0	0	1	13,500
Total:	0	\$0	1	\$8,000	1	\$13,500

Awards by Department

<u>CAMPUS</u>	CURRENT MONTH October, 2003		YEAR TO DATE FY 2003		YEAR TO DATE FY 2004	
Information Technology, Office of Information Technology, Office of	0	0	0	0	1	20,000
Total:	0	\$0	0	\$0	1	\$20,000
Law, School of Law, School of	1	268,064	2	475,925	6	461,261
Total:	1	\$268,064	2	\$475,925	6	\$461,261
Liberal Arts, College of Anthropology	1	20,000	0	0	2	81,125
Archaeology & Anthropology, SC Institute of	1	73,290	5	154,181	4	243,347
Art	0	0	1	1,200	1	1,200
Criminology & Criminal Justice, Department of	0	0	2	223,447	1	16,298
English	1	1,000	0	0	2	50,000
Geography	6	578,045	8	464,838	10	825,421
History	0	0	11	143,338	9	359,118
McKissick Museum	1	90,984	3	132,677	2	92,184
Naval Science	0	0	0	0	1	3,000
Philosophy	0	0	1	175,000	2	1,350,000
Political Science	2	179,323	8	2,240,301	6	205,904
Psychology	5	1,820,091	29	2,076,556	16	2,390,180
Public Services & Policy Research, Institute for	0	0	4	67,586	4	101,285
Religious Studies	0	0	1	25,000	2	15,000
Sociology	0	0	1	90,424	0	0
Theatre, Speech & Dance	0	0	0	0	1	20,250
Total:	17	\$2,762,733	74	\$5,794,548	63	\$5,754,312
Mass Communications & Information Studies, College Journalism & Mass Communications, School of	3	128,046	6	37,123	4	143,191
Library & Information Sciences, School of	0	0	6	470,947	1	4,532
Total:	3	\$128,046	12	\$508,070	5	\$147,723
Medicine, School of Cell & Developmental Biology & Anatomy	1	32,800	12	1,350,438	9	793,852
Cell Biology & Neurosciences	0	0	0	0	1	278,175
Family & Preventive Medicine	0	0	4	795,163	2	54,322
Internal Medicine	12	192,967	15	974,487	22	905,356
Medicine Library	1	241,316	3	249,129	2	266,316
Medicine, School of - (Dean)	1	5,000	4	101,710	5	336,000
Microbiology & Immunology	0	0	1	90,486	4	363,382
Neuropsychiatry	0	0	3	246,720	1	98,017
Obstetrics & Gynecology	0	0	2	126,607	1	59,000
Ophthalmology	0	0	2	12,103	1	5,419

Awards by Department

<u>CAMPUS</u>	CURRENT MONTH October, 2003		YEAR TO DATE FY 2003		YEAR TO DATE FY 2004	
Pathology & Microbiology	0	0	6	264,087	4	181,456
Pediatrics/Center for Developmental Disabilities	2	88,137	13	1,469,422	12	1,327,477
Pharmacology, Physiology & Neuroscience	1	15,000	8	683,812	5	460,100
Radiology	2	206,660	3	446,075	4	276,772
Surgery	1	16,000	1	22,910	2	21,674
Total:	21	\$797,880	77	\$6,833,149	75	\$5,427,318
Nursing, College of						
Academic & Student Affairs	0	0	3	302,874	1	309,898
Administrative & Clinical Nursing	0	0	1	84,794	1	14,781
Family & Community Health Nursing	0	0	1	184,572	1	13,740
Nursing - (General)	1	1,500	6	334,649	6	644,088
Total:	1	\$1,500	11	\$906,889	9	\$982,507
Pharmacy, College of						
Basic Pharmaceutical Sciences	1	30,000	4	336,529	1	30,000
Pharmacy - (Dean)	0	0	1	14,500	1	13,500
Pharmacy - (General)	0	0	2	435,389	4	282,156
Pharmacy Practice	0	0	1	12,605	1	7,800
Total:	1	\$30,000	8	\$799,023	7	\$333,456
Provost, Office of the						
Provost, Office of the	1	4,267	0	0	1	4,267
TRIO Programs	0	0	5	1,253,694	4	1,251,110
Total:	1	\$4,267	5	\$1,253,694	5	\$1,255,377
Public Health, Arnold School of						
Communication Sciences & Disorders	1	9,700	0	0	1	9,700
Environmental Health Sciences	9	751,410	26	1,729,275	33	3,128,206
Epidemiology & Biostatistics	3	599,524	32	2,899,266	26	3,084,354
Exercise Science	2	224,959	17	1,413,292	14	1,420,328
Health Administration	6	74,266	15	38,332	15	155,498
Health Promotion, Education & Behavior	1	8,000	33	711,099	22	791,483
Health Services & Policy Research, Center for	2	10,000	5	244,186	12	189,187
Prevention Research Center	4	917,755	5	725,722	4	917,755
Public Health, Arnold School of - Dean	1	755,000	4	5,200,731	2	790,000
Total:	29	\$3,350,614	137	\$12,961,903	129	\$10,486,511
Research, Vice President for						
Sponsored Programs & Research	0	0	1	24,000	4	193,510
Technology Incubator	0	0	1	160,000	0	0
Total:	0	\$0	2	\$184,000	4	\$193,510

Awards by Department

<u>CAMPUS</u>	CURRENT MONTH October, 2003		YEAR TO DATE FY 2003		YEAR TO DATE FY 2004	
Science and Mathematics, College of						
Baruch Institute	3	277,082	9	784,846	8	385,970
Biological Sciences	5	266,990	34	6,316,754	46	8,144,659
Chemistry & Biochemistry	7	1,864,346	26	3,299,905	29	4,515,736
Geological Sciences	2	208,964	26	1,389,182	21	1,506,778
Mathematics	0	0	1	60,000	5	471,367
Physics & Astronomy	3	22,242	15	1,174,283	17	1,155,917
Science Education, Center for	0	0	1	12,400	0	0
Statistics	0	0	10	360,985	8	405,756
Total:	20	\$2,639,624	122	\$13,398,355	134	\$16,586,183
Senior and Regional Campuses						
USC Aiken	3	118,661	10	698,291	13	685,703
USC Beaufort	3	60,534	3	64,600	7	359,649
USC Lancaster	0	0	3	467,971	3	462,031
USC Salkehatchie	0	0	2	240,948	4	252,607
USC Spartanburg	6	133,812	25	1,050,060	24	1,410,270
USC Sumter	0	0	1	227,947	2	260,182
USC Union	0	0	2	237,948	1	227,407
Total:	12	\$313,007	46	\$2,987,765	54	\$3,657,849
Social Work, College of						
Families in Society, Institute for	2	50,605	6	1,813,444	10	2,779,030
Social Work, College of	4	34,349	36	1,731,202	35	1,024,876
Total:	6	\$84,954	42	\$3,544,646	45	\$3,803,906
Student Affairs, Division of						
Student Affairs	0	0	1	20,000	0	0
Student Health	1	297,154	0	0	2	302,154
Student Life	1	20,000	1	112,277	1	20,000
Total:	2	\$317,154	2	\$132,277	3	\$322,154
Report Total:	135	\$12,131,478	641	\$59,256,864	646	\$60,281,154

Awards Associated with University Centers and Institutes

October 2003

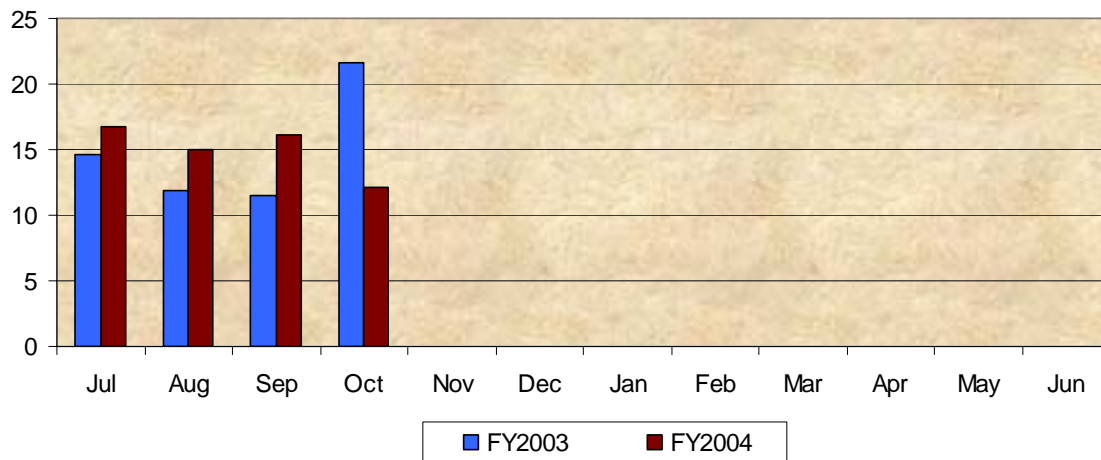
Archaeology & Anthropology, SC Institute of	\$73,290
Baruch Institute	\$328,760
Biomedical Research Infrastructure Network (BRIN)	\$608,044
Cancer Center, South Carolina	\$31,183
Families in Society, Institute for	\$50,605
Health Services & Policy Research, Center for	\$10,000
Pediatrics/Developmental Disabilities, Center for	\$221,182
Prevention Research Center	\$2,393,238
Public Service & Policy Research, Institute for	\$209,400
SC Educational Policy Center	\$143,193

Total: **\$4,068,895**

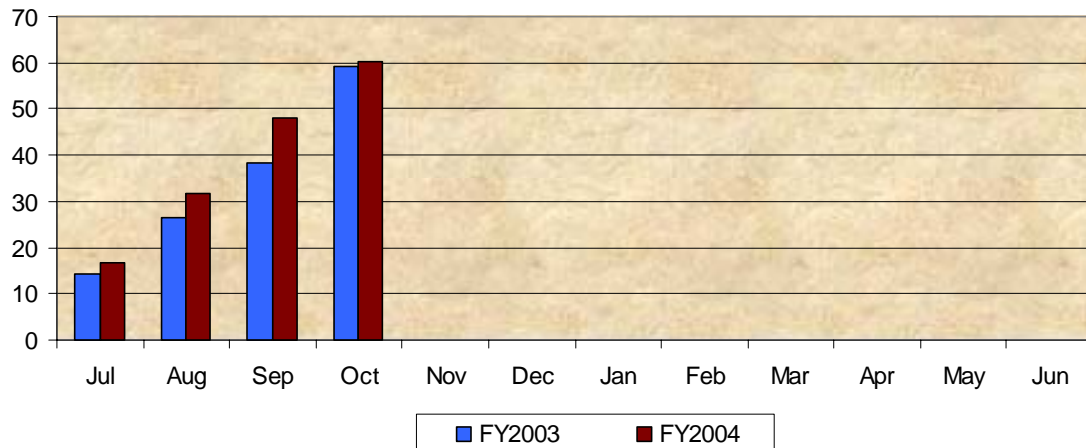
Funding Agency Comparison Report Year-To-Date - October - 2003

	<u>FISCAL YEAR - 2003</u>		<u>FISCAL YEAR - 2004</u>		<u>PERCENT CHANGE</u>
NIH Awards	49	\$4,499,640	74	\$9,884,377	119.7%
Dept. Of Education Awards	39	\$5,768,869	37	\$6,716,895	16.4%
NSF Awards	36	\$3,973,335	50	\$6,273,171	57.9%
Dept. Of Defense Awards	23	\$5,769,105	23	\$6,266,748	8.6%
Non Profit Awards State and Municipalities Awards	72	\$2,557,385	66	\$2,211,627	-13.5%
Dept. Of Energy Awards	66	\$1,951,584	44	\$1,582,216	-18.9%
Business and Industry Awards	14	\$1,805,379	20	\$901,669	-50.1%
	58	\$682,661	46	\$803,478	17.7%

Amounts Awarded (In millions of dollars)



Cumulative Amounts Awarded (In millions of dollars)



Proposals by Department

<u>Campus</u>	CURRENT MONTH October, 2003		YEAR TO DATE FY 2003		YEAR TO DATE FY 2004	
Business & Finance						
Campus Services	0	0	0	0	1	7,430
Total:	0	\$0	0	\$0	1	\$7,430
Business, Moore School of						
Business Administration - Division of Research	0	0	20	234,569	4	125,272
Small Business Development Center	0	0	3	1,352,178	1	1,127,217
Total:	0	\$0	23	\$1,586,747	5	\$1,252,489
Education, College of						
Education	0	0	5	116,895	2	50,000
Education Leadership & Policies	0	0	1	130,631	1	286,386
Educational Psychology	0	0	1	74,954	2	54,952
Instruction & Teacher Education	1	20,000	4	56,295	4	186,418
Office of Program Evaluation	2	184,000	0	0	5	382,800
Physical Education	0	0	0	0	2	24,000
Total:	3	\$204,000	11	\$378,775	16	\$984,556
Engineering & Information Technology, College of						
Chemical Engineering	5	1,125,687	17	2,823,140	21	4,152,327
Civil & Environmental Engineering	2	45,303	9	855,868	14	696,480
Computer Science & Engineering	1	920	16	1,027,710	17	2,526,092
Electrical Engineering	3	252,732	10	2,439,583	11	1,718,993
Engineering & Information Technology, College of	0	0	3	87,004	2	147,746
Mechanical Engineering	3	875,314	9	1,139,578	18	1,790,642
Total:	14	\$2,299,956	64	\$8,372,883	83	\$11,032,280
Environment, School of the						
Earth Sciences & Resources Institute	2	65,323	3	98,966	4	83,206
Environment, School of the	1	79,106	5	178,907	3	167,150
Total:	3	\$144,429	8	\$277,873	7	\$250,356
Graduate School						
Graduate School	0	0	1	12,983	0	0
Total:	0	\$0	1	\$12,983	0	\$0
Hospitality, Retail & Sports Management, College of						
Hotel, Restaurant & Tourism Administration	0	0	0	0	1	400,000
Sport Administration	0	0	0	0	1	13,500
Total:	0	\$0	0	\$0	2	\$413,500
Law, School of						
Law, School of	0	0	4	395,806	6	222,682

Proposals by Department

<u>Campus</u>	CURRENT MONTH October, 2003		YEAR TO DATE FY 2003		YEAR TO DATE FY 2004	
Total:	0	\$0	4	\$395,806	6	\$222,682
Liberal Arts, College of						
Anthropology	1	20,000	1	4,200	2	92,250
Archaeology & Anthropology, SC Institute of	1	800,000	4	834,524	7	1,300,747
Art	1	50,000	2	4,450	4	82,510
Comparative Literature	0	0	0	0	4	140,000
Criminology & Criminal Justice, Department of	1	199,000	1	24,274	3	476,981
English	0	0	0	0	1	1,000
Geography	2	195,075	10	371,314	7	437,716
History	0	0	8	172,177	8	105,258
McKissick Museum	0	0	2	56,078	1	99,629
Philosophy	0	0	1	450,331	1	145,542
Political Science	4	215,993	9	327,935	10	258,492
Psychology	2	79,294	26	1,965,954	12	919,378
Public Services & Policy Research, Institute for	0	0	1	26,192	2	43,546
Religious Studies	0	0	1	25,000	2	15,000
Sociology	2	373,494	3	189,910	5	516,752
Theatre, Speech & Dance	0	0	0	0	2	26,750
Total:	14	\$1,932,856	69	\$4,452,339	71	\$4,661,551
Mass Communications & Information Studies, College						
Journalism & Mass Communications, School of	0	0	9	113,620	5	358,805
Library & Information Sciences, School of	0	0	5	445,552	2	19,532
Total:	0	\$0	14	\$559,172	7	\$378,337
Medicine, School of						
Cell & Developmental Biology & Anatomy	1	20,608	6	935,530	3	95,590
Cell Biology & Neurosciences	2	310,078	1	345,550	2	310,078
Family & Preventive Medicine	1	909	3	152,438	4	139,727
Internal Medicine	4	54,430	10	963,494	9	287,142
Medicine, School of - (Dean)	0	0	1	60,000	3	338,500
Microbiology & Immunology	1	347,500	1	208,907	4	1,525,687
Neuropsychiatry	2	213,645	1	84,822	3	456,895
Obstetrics & Gynecology	0	0	1	71,165	1	112,151
Pathology & Microbiology	0	0	8	719,336	1	146,794
Pediatrics/Center for Developmental Disabilities	2	8,535	5	561,474	8	955,370
Pharmacology, Physiology & Neuroscience	2	429,562	14	2,029,926	7	886,533
Radiology	0	0	2	44,650	2	53,300
Surgery	0	0	1	65,000	1	16,000
Total:	15	\$1,385,267	54	\$6,242,292	48	\$5,323,767

Proposals by Department

<u>Campus</u>	CURRENT MONTH October, 2003		YEAR TO DATE FY 2003		YEAR TO DATE FY 2004	
Nursing, College of						
Academic & Student Affairs	0	0	1	28,470	0	0
Administrative & Clinical Nursing	0	0	1	479,279	2	492,438
Family & Community Health Nursing	0	0	0	0	1	1,000
Nursing - (General)	0	0	2	373,746	0	0
Total:	0	\$0	4	\$881,495	3	\$493,438
Pharmacy, College of						
Basic Pharmaceutical Sciences	0	0	5	545,153	1	345,300
Pharmacy - (Dean)	0	0	1	50,000	0	0
Pharmacy - (General)	2	473,503	1	70,295	6	765,988
Pharmacy Practice	0	0	0	0	1	19,522
Total:	2	\$473,503	7	\$665,448	8	\$1,130,810
Provost, Office of the						
TRIO Programs	0	0	2	591,752	3	1,066,853
Total:	0	\$0	2	\$591,752	3	\$1,066,853
Public Health, Arnold School of						
Communication Sciences & Disorders	1	5,066	2	11,141	4	517,416
Environmental Health Sciences	3	327,466	7	1,573,903	14	2,103,511
Epidemiology & Biostatistics	4	1,155,937	18	855,487	19	2,617,587
Exercise Science	4	1,073,717	8	1,092,146	13	2,570,737
Health Administration	3	13,400	15	597,938	15	172,144
Health Promotion, Education & Behavior	2	543,269	33	2,737,202	20	1,308,647
Health Services & Policy Research, Center for	0	0	2	104,094	2	48,874
Prevention Research Center	0	0	4	195,680	2	657,648
Public Health, Arnold School of - Dean	0	0	1	2,000,000	2	1,147,725
Total:	17	\$3,118,855	90	\$9,167,591	91	\$11,144,289
Research, Vice President for						
Sponsored Programs & Research	0	0	0	0	1	100,000
Technology Incubator	0	0	1	160,000	0	0
Total:	0	\$0	1	\$160,000	1	\$100,000
Science and Mathematics, College of						
Baruch Institute	1	89,456	7	781,106	8	455,643
Biological Sciences	13	3,880,122	33	5,237,220	47	6,861,131
Chemistry & Biochemistry	14	8,167,005	30	8,951,209	33	18,428,893
Geological Sciences	7	708,590	20	1,846,090	32	4,877,590
Mathematics	5	245,244	10	659,658	10	1,266,550
Physics & Astronomy	3	586,076	15	1,317,883	18	1,956,426
Science Education, Center for	1	12,400	1	12,400	2	251,801

Proposals by Department

<u>Campus</u>	CURRENT MONTH October, 2003		YEAR TO DATE FY 2003		YEAR TO DATE FY 2004	
Statistics	3	406,007	13	761,902	8	516,300
Total:	47	\$14,094,900	129	\$19,567,468	158	\$34,614,334
Senior and Regional Campuses						
Regional Campuses & Continuing Education	2	299,260	0	0	2	299,260
USC Aiken	1	5,000	10	2,895,750	8	438,767
USC Beaufort	1	58,336	8	1,612,676	9	449,489
USC Lancaster	0	0	3	535,434	1	237,607
USC Salkehatchie	1	35,000	6	50,146	4	350,116
USC Spartanburg	2	111,709	7	2,918,237	19	1,683,431
USC Union	0	0	1	222,948	1	222,948
Total:	7	\$509,305	35	\$8,235,191	44	\$3,681,618
Social Work, College of						
Families in Society, Institute for	2	102,122	8	1,326,451	9	2,824,619
Social Work, College of	3	120,798	36	1,599,358	43	2,501,006
Total:	5	\$222,920	44	\$2,925,809	52	\$5,325,625
Student Affairs, Division of						
Health & Wellness Program	0	0	1	6,788	0	0
Student Health	0	0	0	0	3	17,000
Student Life	0	0	1	4,271	1	20,000
Total:	0	\$0	2	\$11,059	4	\$37,000
University 101						
University 101	0	0	1	23,925	0	0
Total:	0	\$0	1	\$23,925	0	\$0
University Libraries						
South Caroliniana Library	0	0	1	4,643	0	0
Thomas Cooper Library	0	0	0	0	1	138,319
Total:	0	\$0	1	\$4,643	1	\$138,319
Report Total:	127	\$24,385,991	564	\$64,513,251	611	\$82,259,234