

**RESEARCH AND  
HEALTH SCIENCES****MEMORANDUM**

To: Andrew Sorensen, Ph.D.  
President

From: Harris Pastides, Ph.D.  
Vice President for Research and Health Sciences

RE: Report of Sponsored Program Activity for May 2004

Date: June 21, 2004

Trends for the month of May decreased reflecting 3% YTD deficit.

- May awards totaled \$8.1 million in new funding, a decrease of 27% compared to May 2003.
- Total YTD awards through May were \$117.7 million compared to \$125.3 million in FY2003, a decrease of 6%.
- Faculty submitted 150 proposals requesting \$24.9 million during May 2004. For FY2004, SPS has processed 1413 proposals requesting \$215 million. In comparison, over the same period of FY2003, SPS processed 1474 proposals requesting \$199 million.

	<b>May FY04</b>	<b>YTD FY03 July - May</b>	<b>YTD FY04 July - May</b>	<b>YTD Change</b>
Award Dollars	\$8,088,157	\$121,392,392	\$117,668,151	<b>(-3.1%)</b>
Research Direct Expenditures	\$5,774,990	\$53,975,561	\$59,347,691	<b>10.0%</b>
Research IDC Expenditures	\$1,590,703	\$13,684,977	\$15,464,692	<b>13.0%</b>
Proposals Submitted	150	1474	1413	<b>(-4.1%)</b>
Proposal Dollars Requested	\$24,931,161	\$198,796,224	\$214,710,550	<b>8.0%</b>
<b>Notable Areas</b>				
Health Science Colleges	\$2,958,035	\$48,441,378	\$44,308,093	<b>(-8.5%)</b>
Engineering & Information Technology	\$769,606	\$18,944,965	\$16,594,519	<b>(-12.4%)</b>
Liberal Arts, College of	\$756,970	\$12,366,967	\$12,271,825	<b>(-1%)</b>
Science and Mathematics, College of	\$2,074,370	\$23,852,607	\$25,407,200	<b>6.5%</b>
Senior and Regional Campuses	\$233,972	\$7,937,089	\$5,662,231	<b>(-28.7%)</b>

cc: Jerome D. Odom, Ph.D.  
Tony Boccanfuso, Ph.D.  
Ed Walton  
R. Steven Etheredge  
Richard Kelly

# Sponsored Programs and Research

## Monthly Report

### SUMMARY OF AWARDS May - 2004

#### By Purpose

Research Awards	\$4,575,703
Training Awards	\$247,312
Service Awards	\$3,089,800
Equipment Awards	\$37,000
Graduate Assistantship	\$138,342

**TOTAL: \$8,088,157**

#### By Source

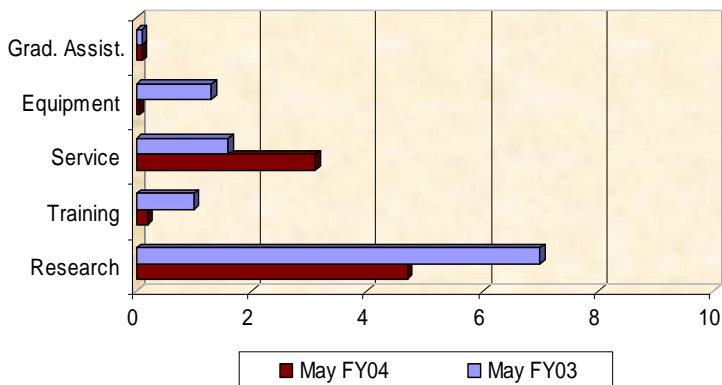
Federal Awards	\$7,457,601
Private Awards	\$372,493
State Awards	\$258,063

**TOTAL: \$8,088,157**

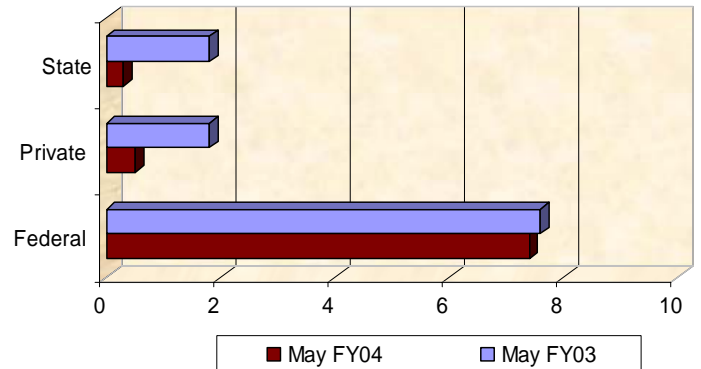
### COMPARISON OF AMOUNT RECEIVED

May - 2004 vs. May - 2003

Summary by Purpose



Summary by Source



Amounts Received (In millions of dollars)

## Awards by Department

<u>CAMPUS</u>	CURRENT MONTH May, 2004		YEAR TO DATE FY 2003 (July-May)		YEAR TO DATE FY 2004 (July-May)	
<b>Business &amp; Finance</b>						
Campus Services	0	0	0	0	1	5,875
Facilities Management/Operational Services	0	0	0	0	1	6,600
<b>Total:</b>	<b>0</b>	<b>\$0</b>	<b>0</b>	<b>\$0</b>	<b>2</b>	<b>\$12,475</b>
<b>Business, Moore School of</b>						
Business Administration - Division of Research	1	15,295	30	635,336	9	537,247
Economics, Department of	0	0	1	88,738	0	0
Small Business Development Center	0	0	6	672,350	7	883,297
<b>Total:</b>	<b>1</b>	<b>\$15,295</b>	<b>37</b>	<b>\$1,396,424</b>	<b>16</b>	<b>\$1,420,544</b>
<b>Education, College of</b>						
Education	0	0	7	222,477	4	169,637
Education Leadership & Policies	1	100,000	5	215,408	7	344,832
Educational Psychology	2	52,244	11	650,875	8	516,999
Instruction & Teacher Education	3	61,084	24	3,129,808	25	1,969,146
Office of Program Evaluation	1	89,622	0	0	6	551,839
Physical Education	1	300,000	3	605,000	3	324,000
School Improvement Council Assistance	0	0	2	150,759	1	138,759
<b>Total:</b>	<b>8</b>	<b>\$602,950</b>	<b>52</b>	<b>\$4,974,327</b>	<b>54</b>	<b>\$4,015,212</b>
<b>Engineering &amp; Information Technology, College of</b>						
Chemical Engineering	2	31,908	35	3,761,565	61	2,758,569
Civil & Environmental Engineering	2	48,025	20	862,410	22	1,015,582
Computer Science & Engineering	0	0	23	811,913	26	1,402,826
Electrical Engineering	3	252,000	16	7,735,842	43	8,817,456
Engineering & Information Technology, College of	0	0	11	2,318,184	10	467,172
Mechanical Engineering	3	437,673	27	2,753,680	27	2,149,114
<b>Total:</b>	<b>10</b>	<b>\$769,606</b>	<b>132</b>	<b>\$18,243,594</b>	<b>189</b>	<b>\$16,610,719</b>
<b>Enrollment Management</b>						
Student Financial Aid & Scholarships	0	0	1	35,166	1	38,335
<b>Total:</b>	<b>0</b>	<b>\$0</b>	<b>1</b>	<b>\$35,166</b>	<b>1</b>	<b>\$38,335</b>
<b>Environment, School of the</b>						
Earth Sciences & Resources Institute	0	0	5	707,050	11	945,699
Environment, School of the	0	0	10	611,078	9	873,072
<b>Total:</b>	<b>0</b>	<b>\$0</b>	<b>15</b>	<b>\$1,318,128</b>	<b>20</b>	<b>\$1,818,771</b>
<b>Honors College, South Carolina</b>						
Honors College, South Carolina	0	0	1	4,000	1	4,000
<b>Total:</b>	<b>0</b>	<b>\$0</b>	<b>1</b>	<b>\$4,000</b>	<b>1</b>	<b>\$4,000</b>

## Awards by Department

<u>CAMPUS</u>	CURRENT MONTH May, 2004		YEAR TO DATE FY 2003 (July-May)		YEAR TO DATE FY 2004 (July-May)	
<b>Hospitality, Retail &amp; Sport Management, College of</b>						
Retailing, Center for	0	0	1	8,000	1	20,000
Sport & Entertainment Management	0	0	0	0	1	13,500
<b>Total:</b>	<b>0</b>	<b>\$0</b>	<b>1</b>	<b>\$8,000</b>	<b>2</b>	<b>\$33,500</b>
<b>Information Technology, Office of</b>						
Information Technology, Office of	0	0	0	0	1	20,000
<b>Total:</b>	<b>0</b>	<b>\$0</b>	<b>0</b>	<b>\$0</b>	<b>1</b>	<b>\$20,000</b>
<b>Law, School of</b>						
Law, School of	0	0	10	1,121,133	15	1,473,165
<b>Total:</b>	<b>0</b>	<b>\$0</b>	<b>10</b>	<b>\$1,121,133</b>	<b>15</b>	<b>\$1,473,165</b>
<b>Liberal Arts, College of</b>						
Anthropology	0	0	0	0	2	81,125
Archaeology & Anthropology, SC Institute of	2	301,371	11	1,511,082	12	1,316,134
Art	1	11,000	2	29,200	3	91,444
Comparative Literature	0	0	0	0	1	24,000
Criminology & Criminal Justice, Department of	1	6,000	2	223,447	4	231,490
English	0	0	3	88,000	4	81,701
English Program for Internationals	0	0	1	280,140	1	229,309
Geography	0	0	19	918,619	18	979,342
History	4	82,194	17	187,553	13	184,272
International Studies, Institute of	1	49,000	0	0	1	49,000
McKissick Museum	0	0	5	134,515	3	101,184
Naval Science	0	0	2	4,000	1	3,000
Philosophy	0	0	4	202,580	2	1,350,000
Political Science	4	239,263	9	261,172	16	437,004
Psychology	3	41,936	49	5,145,877	41	5,293,713
Public Service & Policy Research, Institute for	1	26,206	19	3,086,712	14	853,817
Religious Studies	0	0	1	25,000	2	15,000
Sociology	0	0	2	148,757	1	100,000
Southern Studies, Institute for	0	0	2	106,157	2	830,040
Theatre, Speech & Dance	0	0	0	0	1	20,250
<b>Total:</b>	<b>17</b>	<b>\$756,970</b>	<b>148</b>	<b>\$12,352,811</b>	<b>142</b>	<b>\$12,271,825</b>
<b>Mass Communications &amp; Information Studies, College</b>						
Journalism & Mass Communications, School of	2	118,906	10	70,546	7	320,005
Library & Information Sciences, School of	0	0	15	1,162,650	7	721,307
<b>Total:</b>	<b>2</b>	<b>\$118,906</b>	<b>25</b>	<b>\$1,233,196</b>	<b>14</b>	<b>\$1,041,312</b>
<b>Medicine, School of</b>						
Cell & Developmental Biology & Anatomy	1	252,875	21	2,110,809	23	2,772,094

## Awards by Department

<u>CAMPUS</u>	CURRENT MONTH May, 2004		YEAR TO DATE FY 2003 (July-May)		YEAR TO DATE FY 2004 (July-May)	
Cell Biology & Neurosciences	0	0	3	122,006	1	227,588
Family & Preventive Medicine	0	0	9	1,442,320	6	530,838
Internal Medicine	2	7,515	37	3,383,819	52	3,596,011
Medicine Library	0	0	4	276,171	2	266,316
Medicine, School of - (Dean)	1	17,500	13	440,071	10	691,400
Microbiology & Immunology	1	83,131	7	681,603	7	666,533
Neuropsychiatry	0	0	8	661,437	2	341,268
Obstetrics & Gynecology	0	0	3	141,607	2	123,952
Ophthalmology	0	0	6	44,688	3	11,510
Pathology & Microbiology	1	13,554	8	582,187	10	505,842
Pediatrics/Developmental Disabilities, Center for	3	433,407	19	1,514,278	28	2,291,149
Pharmacology, Physiology & Neuroscience	1	23,053	13	874,200	11	900,296
Radiology	0	0	6	578,425	6	472,613
Surgery	0	0	5	32,835	5	37,766
<b>Total:</b>	<b>10</b>	<b>\$831,035</b>	<b>162</b>	<b>\$12,886,456</b>	<b>168</b>	<b>\$13,435,176</b>
<b>Music, School of</b>						
Music, School of	0	0	2	17,695	1	39,955
<b>Total:</b>	<b>0</b>	<b>\$0</b>	<b>2</b>	<b>\$17,695</b>	<b>1</b>	<b>\$39,955</b>
<b>Nursing, College of</b>						
Academic & Student Affairs	0	0	4	112,424	1	8,700
Nursing - (General)	1	438,379	9	851,982	13	1,599,394
<b>Total:</b>	<b>1</b>	<b>\$438,379</b>	<b>13</b>	<b>\$964,406</b>	<b>14</b>	<b>\$1,608,094</b>
<b>Pharmacy, College of</b>						
Basic Pharmaceutical Sciences	0	0	10	952,928	8	663,611
Pharmacy - (Dean)	0	0	2	49,500	1	13,500
Pharmacy - (General)	0	0	5	513,253	11	866,800
Pharmacy Practice	0	0	3	114,505	3	94,850
<b>Total:</b>	<b>0</b>	<b>\$0</b>	<b>20</b>	<b>\$1,630,186</b>	<b>23</b>	<b>\$1,638,761</b>
<b>Provost, Office of the</b>						
Provost, Office of the	0	0	1	4,335	1	4,267
TRIO Programs	1	488,392	6	1,727,861	5	1,739,502
<b>Total:</b>	<b>1</b>	<b>\$488,392</b>	<b>7</b>	<b>\$1,732,196</b>	<b>6</b>	<b>\$1,743,769</b>
<b>Public Health, Arnold School of</b>						
Communication Sciences & Disorders	0	0	3	83,808	3	88,095
Environmental Health Sciences	2	170,741	42	3,668,917	41	3,679,397
Epidemiology & Biostatistics	3	32,735	62	5,136,124	50	3,989,417
Exercise Science	2	105,544	24	2,638,634	30	3,419,033
Health Promotion, Education & Behavior	2	121,587	52	3,202,601	37	3,311,670

## Awards by Department

<u>CAMPUS</u>	CURRENT MONTH May, 2004		YEAR TO DATE FY 2003 (July-May)		YEAR TO DATE FY 2004 (July-May)	
Health Services & Policy Research, Center for	0	0	10	430,953	22	705,328
Health Services Policy & Management	6	13,420	36	1,385,605	33	1,627,034
Prevention Research Center	0	0	8	1,879,252	7	1,692,893
Public Health, Arnold School of - Dean	0	0	4	4,513,494	4	430,311
<b>Total:</b>	<b>15</b>	<b>\$444,027</b>	<b>241</b>	<b>\$22,939,388</b>	<b>227</b>	<b>\$18,943,178</b>
<b>Research &amp; Health Sciences, Vice President</b>						
Research, Vice President for - (General)	1	1,192,920	0	0	1	1,192,920
Sponsored Programs & Research	3	54,671	2	31,034	7	224,181
Technology Incubator	0	0	1	160,000	0	0
<b>Total:</b>	<b>4</b>	<b>\$1,247,591</b>	<b>3</b>	<b>\$191,034</b>	<b>8</b>	<b>\$1,417,101</b>
<b>Science and Mathematics, College of</b>						
Baruch Institute	2	575,000	24	4,093,118	17	4,631,820
Biological Sciences	7	292,546	65	6,698,904	78	7,295,130
Chemistry & Biochemistry	8	361,905	66	5,742,676	61	6,093,271
Geological Sciences	5	303,365	54	3,025,025	51	3,318,278
Marine Science	0	0	0	0	4	50,000
Mathematics	2	103,999	6	862,203	15	1,062,038
Physics & Astronomy	5	339,294	35	2,379,427	38	2,193,520
Science Education, Center for	0	0	2	20,400	1	12,400
Statistics	2	98,261	19	500,320	16	734,543
<b>Total:</b>	<b>31</b>	<b>\$2,074,370</b>	<b>271</b>	<b>\$23,322,073</b>	<b>281</b>	<b>\$25,391,000</b>
<b>Senior and Regional Campuses</b>						
USC Aiken	2	39,700	28	2,048,379	25	1,139,748
USC Beaufort	0	0	11	1,087,820	9	364,649
USC Lancaster	0	0	3	467,971	3	462,031
USC Salkehatchie	0	0	9	459,593	8	505,203
USC Spartanburg	5	194,272	57	3,251,009	55	2,703,011
USC Sumter	0	0	2	260,079	2	260,182
USC Union	0	0	2	237,948	1	227,407
<b>Total:</b>	<b>7</b>	<b>\$233,972</b>	<b>112</b>	<b>\$7,812,799</b>	<b>103</b>	<b>\$5,662,231</b>
<b>Social Work, College of</b>						
Families in Society, Institute for	1	5,000	18	2,124,807	21	3,117,951
Social Work, College of	8	46,674	67	6,661,766	58	5,564,933
<b>Total:</b>	<b>9</b>	<b>\$51,674</b>	<b>85</b>	<b>\$8,786,573</b>	<b>79</b>	<b>\$8,682,884</b>
<b>Student Affairs, Division of</b>						
Health & Wellness Program	0	0	3	31,932	0	0
Student Affairs	0	0	1	20,000	0	0
Student Health	0	0	1	7,330	3	311,154

## Awards by Department

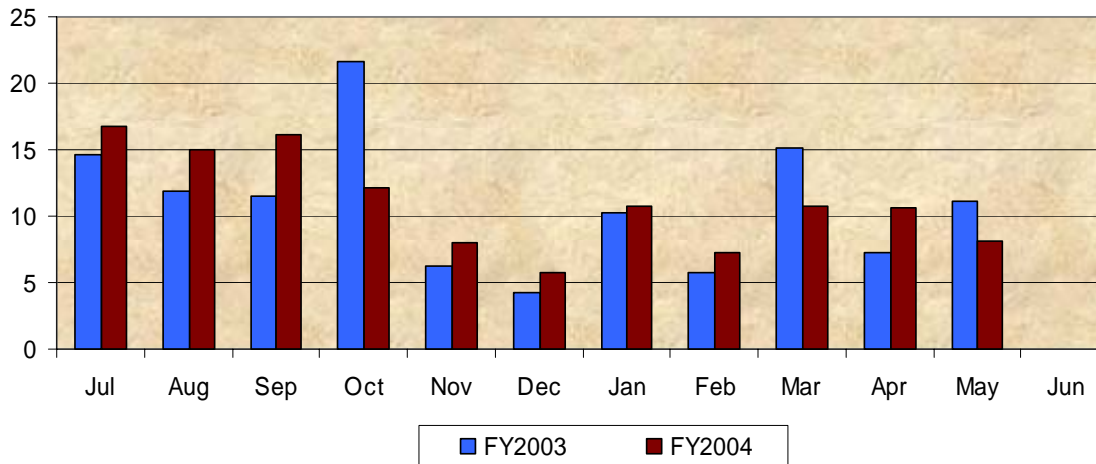
### CAMPUS

	CURRENT MONTH May, 2004		YEAR TO DATE FY 2003 (July-May)		YEAR TO DATE FY 2004 (July-May)	
Student Life	1	14,990	1	112,277	2	34,990
<b>Total:</b>	<b>1</b>	<b>\$14,990</b>	<b>6</b>	<b>\$171,539</b>	<b>5</b>	<b>\$346,144</b>
<b>University Libraries</b>						
Libraries & Collections	0	0	1	251,268	0	0
<b>Total:</b>	<b>0</b>	<b>\$0</b>	<b>1</b>	<b>\$251,268</b>	<b>0</b>	<b>\$0</b>
<b>Report Total:</b>	<b>117</b>	<b>\$8,088,157</b>	<b>1345</b>	<b>\$121,392,392</b>	<b>1372</b>	<b>\$117,668,151</b>

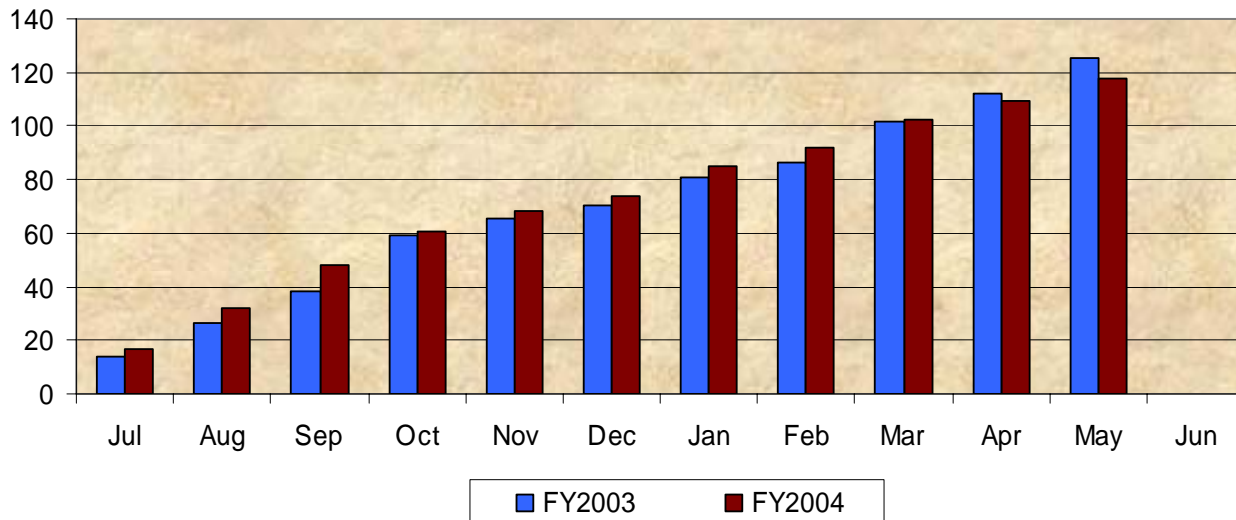
## Funding Agency Comparison Report Year-To-Date - May - 2004

	<u>FISCAL YEAR - 2003</u>		<u>FISCAL YEAR - 2004</u>		<u>PERCENT CHANGE</u>
<b>NIH Awards</b>	162	\$19,034,575	182	\$21,915,495	15.1%
<b>Dept. Of Education Awards</b>	70	\$9,707,697	71	\$10,069,951	3.7%
<b>Dept. Of Defense Awards</b>	74	\$15,385,839	72	\$12,852,409	-16.5%
<b>NSF Awards</b>	113	\$10,490,592	106	\$10,988,538	4.7%
<b>Non Profit Awards</b>	193	\$6,005,290	162	\$7,493,688	24.8%
<b>State and Municipalities Awards</b>	164	\$7,395,600	127	\$3,676,201	-50.3%
<b>Dept. Of Energy Awards</b>	50	\$4,679,386	59	\$4,182,883	-10.6%
<b>Business and Industry Awards</b>	158	\$3,582,518	165	\$2,316,221	-35.3%

**Amounts Awarded (In millions of dollars)**



**Cumulative Amounts Awarded (In millions of dollars)**



**Awards Associated with University-Wide Research  
Centers and Institutes  
May 2004**

**Centers and Institutes**

BIOMEDICAL RESEARCH THEME

Families in Society, Institute for	\$7,963
Pediatrics/Developmental Disabilities, Center for	\$433,407
Research & Nutrition & Health Disabilities, Center for	\$112,781
	<hr/>

**Centers and Institutes within Biomedical Research Theme:                   \$554,151**

Archaeology & Anthropology, SC Institute of	\$301,371
Baruch Institute	\$601,206
International Studies, Institute of	\$268,569
SC Educational Policy Center	\$100,000

---

---

**Total:                   \$1,825,297**

---

---

## Awards Received by Unit and Purpose

**Fiscal Year 2004 (July 1, 2003 - May 31, 2004)**

	Research	Training	Grad. Assist.	Equipment	Service
<b>Business &amp; Finance</b>					
Campus Services	-	-	-	-	\$5,875
Facilities Management/Operational Services	-	\$6,600	-	-	-
<b>Total</b>	<b>-</b>	<b>\$6,600</b>	<b>-</b>	<b>-</b>	<b>\$5,875</b>
<b>Business, Moore School of</b>					
Business Administration - Division of Research	\$521,665	-	\$15,582	-	-
Small Business Development Center	\$10,000	-	-	-	\$873,297
<b>Total</b>	<b>\$531,665</b>	<b>-</b>	<b>\$15,582</b>	<b>-</b>	<b>\$873,297</b>
<b>Education, College of</b>					
Education	\$114,122	\$30,000	-	-	\$25,515
Education Leadership & Policies	\$283,074	-	\$6,050	-	\$55,708
Educational Psychology	\$200,649	\$248,108	-	-	\$68,242
Instruction & Teacher Education	\$59,282	\$662,921	-	-	\$1,246,943
Office of Program Evaluation	-	\$120,000	-	-	\$431,839
Physical Education	-	-	\$12,000	-	\$312,000
School Improvement Council Assistance	-	-	-	-	\$138,759
<b>Total</b>	<b>\$657,127</b>	<b>\$1,061,029</b>	<b>\$18,050</b>	<b>-</b>	<b>\$2,279,006</b>
<b>Engineering &amp; Information Technology, College of</b>					
Chemical Engineering	\$2,545,689	\$12,000	-	\$200,880	-
Civil & Environmental Engineering	\$1,015,582	-	-	-	-
Computer Science & Engineering	\$1,258,658	\$20,000	\$124,168	-	-
Electrical Engineering	\$8,508,956	-	\$13,500	\$295,000	-
Engineering & Information Technology, College of	\$390,472	-	-	-	\$76,700
Mechanical Engineering	\$2,104,114	\$45,000	-	-	-
<b>Total</b>	<b>\$15,823,471</b>	<b>\$77,000</b>	<b>\$137,668</b>	<b>\$495,880</b>	<b>\$76,700</b>
<b>Enrollment Management</b>					
Student Financial Aid & Scholarships	-	-	-	-	\$38,335
<b>Total</b>	<b>-</b>	<b>-</b>	<b>-</b>	<b>-</b>	<b>\$38,335</b>
<b>Environment, School of the</b>					
Earth Sciences & Resources Institute	\$945,699	-	-	-	-
Environment, School of the	\$747,539	-	-	-	\$125,533
<b>Total</b>	<b>\$1,693,238</b>	<b>-</b>	<b>-</b>	<b>-</b>	<b>\$125,533</b>
<b>Honors College, South Carolina</b>					
Honors College, South Carolina	-	-	-	-	\$4,000
<b>Total</b>	<b>-</b>	<b>-</b>	<b>-</b>	<b>-</b>	<b>\$4,000</b>
<b>Hospitality, Retail &amp; Sport Management, College of</b>					
Retailing, Center for	-	-	-	-	\$20,000
Sport & Entertainment Management	\$13,500	-	-	-	-

	Research	Training	Grad. Assist.	Equipment	Service
<b>Total</b>	<b>\$13,500</b>	-	-	-	<b>\$20,000</b>
<b>Information Technology, Office of</b>					
Information Technology, Office of	-	-	-	-	\$20,000
<b>Total</b>	-	-	-	-	<b>\$20,000</b>
<b>Law, School of</b>					
Law, School of	\$103,000	-	-	-	\$1,370,165
<b>Total</b>	<b>\$103,000</b>	-	-	-	<b>\$1,370,165</b>
<b>Liberal Arts, College of</b>					
Anthropology	\$81,125	-	-	-	-
Archaeology & Anthropology, SC Institute of	\$1,292,702	-	-	-	\$23,432
Art	\$1,200	-	-	-	\$90,244
Comparative Literature	\$24,000	-	-	-	-
Criminology & Criminal Justice, Department of	\$16,192	-	\$16,298	-	\$199,000
English	\$56,725	-	-	-	\$24,976
English Program for Internationals	-	\$229,309	-	-	-
Geography	\$771,311	\$188,631	\$19,400	-	-
History	\$106,550	-	\$77,722	-	-
International Studies, Institute of	-	-	-	-	\$49,000
McKissick Museum	\$10,200	-	-	-	\$90,984
Naval Science	-	\$3,000	-	-	-
Philosophy	\$1,350,000	-	-	-	-
Political Science	\$81,250	\$219,569	\$71,185	-	\$65,000
Psychology	\$5,149,436	-	\$99,864	-	\$44,413
Public Service & Policy Research, Institute for	\$60,076	-	\$8,000	-	\$785,741
Religious Studies	\$15,000	-	-	-	-
Sociology	-	-	-	-	\$100,000
Southern Studies, Institute for	\$262,040	-	-	-	\$568,000
Theatre, Speech & Dance	-	-	\$20,250	-	-
<b>Total</b>	<b>\$9,277,807</b>	<b>\$640,509</b>	<b>\$312,719</b>	-	<b>\$2,040,790</b>
<b>Mass Communications &amp; Information Studies, College of</b>					
Journalism & Mass Communications, School of	-	-	-	-	\$320,005
Library & Information Sciences, School of	\$236,104	-	\$7,594	-	\$477,609
<b>Total</b>	<b>\$236,104</b>	-	<b>\$7,594</b>	-	<b>\$797,614</b>
<b>Medicine, School of</b>					
Cell & Developmental Biology & Anatomy	\$2,772,094	-	-	-	-
Cell Biology & Neurosciences	\$227,588	-	-	-	-
Family & Preventive Medicine	\$8,184	-	-	-	\$522,654
Internal Medicine	\$893,599	\$141,014	-	-	\$2,561,398
Medicine Library	\$266,316	-	-	-	-
Medicine, School of - (Dean)	\$55,000	\$606,400	-	\$30,000	-
Microbiology & Immunology	\$429,269	\$35,410	-	-	\$201,854
Neuropsychiatry	\$243,251	\$98,017	-	-	-
Obstetrics & Gynecology	\$59,000	-	-	-	\$64,952
Ophthalmology	\$11,510	-	-	-	-
Pathology & Microbiology	\$505,842	-	-	-	-
Pediatrics/Developmental Disabilities, Center for	\$58,935	\$109,623	-	-	\$2,122,591
Pharmacology, Physiology & Neuroscience	\$900,296	-	-	-	-

	Research	Training	Grad. Assist.	Equipment	Service
Radiology	\$227,003	-	-	-	\$245,610
Surgery	\$9,766	\$16,000	-	-	\$12,000
<b>Total</b>	<b>\$6,667,653</b>	<b>\$1,006,464</b>	<b>-</b>	<b>\$30,000</b>	<b>\$5,731,059</b>
<b>Music, School of</b>					
Music, School of	-	-	-	-	\$39,955
<b>Total</b>	<b>-</b>	<b>-</b>	<b>-</b>	<b>-</b>	<b>\$39,955</b>
<b>Nursing, College of</b>					
Academic & Student Affairs	-	-	-	-	\$8,700
Nursing - (General)	\$1,211,547	\$387,847	-	-	-
<b>Total</b>	<b>\$1,211,547</b>	<b>\$387,847</b>	<b>-</b>	<b>-</b>	<b>\$8,700</b>
<b>Pharmacy, College of</b>					
Basic Pharmaceutical Sciences	\$663,611	-	-	-	-
Pharmacy - (Dean)	-	-	-	-	\$13,500
Pharmacy - (General)	\$469,592	-	-	-	\$397,208
Pharmacy Practice	\$7,800	\$10,300	-	-	\$76,750
<b>Total</b>	<b>\$1,141,003</b>	<b>\$10,300</b>	<b>-</b>	<b>-</b>	<b>\$487,458</b>
<b>Provost, Office of the</b>					
Provost, Office of the	\$4,267	-	-	-	-
TRIO Programs	-	-	-	-	\$1,739,502
<b>Total</b>	<b>\$4,267</b>	<b>-</b>	<b>-</b>	<b>-</b>	<b>\$1,739,502</b>
<b>Public Health, Arnold School of</b>					
Communication Sciences & Disorders	\$78,395	\$9,700	-	-	-
Environmental Health Sciences	\$2,710,923	\$968,474	-	-	-
Epidemiology & Biostatistics	\$3,597,014	\$15,000	\$146,123	-	\$231,280
Exercise Science	\$3,388,198	\$1,485	\$29,350	-	-
Health Promotion, Education & Behavior	\$590,564	\$2,412,586	\$134,304	-	\$174,216
Health Services & Policy Research, Center for	\$609,936	-	-	-	\$95,392
Health Services Policy & Management	\$852,534	\$674,978	\$99,522	-	-
Prevention Research Center	\$1,680,093	-	-	-	\$12,800
Public Health, Arnold School of - Dean	\$356,880	\$73,431	-	-	-
<b>Total</b>	<b>\$13,864,537</b>	<b>\$4,155,654</b>	<b>\$409,299</b>	<b>-</b>	<b>\$513,688</b>
<b>Research &amp; Health Sciences, Vice President</b>					
Research, Vice President for	-	-	-	-	\$1,192,920
Sponsored Programs & Research	\$199,181	-	-	-	\$25,000
<b>Total</b>	<b>\$199,181</b>	<b>-</b>	<b>-</b>	<b>-</b>	<b>\$1,217,920</b>
<b>Science and Mathematics, College of</b>					
Baruch Institute	\$4,618,820	-	-	-	\$13,000
Biological Sciences	\$6,818,547	\$4,000	-	-	\$472,583
Chemistry & Biochemistry	\$6,005,752	\$11,009	-	-	\$76,510
Geological Sciences	\$3,288,952	\$8,526	-	-	\$20,800
Marine Science	\$50,000	-	-	-	-
Mathematics	\$990,803	-	-	\$71,235	-
Physics & Astronomy	\$1,836,659	\$353,776	-	-	\$3,085
Science Education, Center for	\$12,400	-	-	-	-
Statistics	\$668,840	-	\$64,677	-	\$1,026
<b>Total</b>	<b>\$24,290,773</b>	<b>\$377,311</b>	<b>\$64,677</b>	<b>\$71,235</b>	<b>\$587,004</b>

	Research	Training	Grad. Assist.	Equipment	Service
<b>Senior and Regional Campuses</b>					
USC Aiken	\$369,332	\$124,956	-	\$25,000	\$620,460
USC Beaufort		- -	-	-	\$364,649
USC Lancaster	-	-	-	-	\$462,031
USC Salkehatchie	\$182,984	-	-	-	\$322,219
USC Spartanburg	\$180,071	\$1,080,199	-	\$12,000	\$1,430,741
USC Sumter	-	-	-	-	\$260,182
USC Union	-	-	-	-	\$227,407
<b>Total</b>	<b>\$732,387</b>	<b>\$1,205,155</b>	<b>-</b>	<b>\$37,000</b>	<b>\$3,713,214</b>
<b>Social Work, College of</b>					
Families in Society, Institute for	\$2,506,522	-	-	-	\$611,429
Social Work, College of	\$55,558	\$4,624,773	\$200,199	-	\$684,403
<b>Total</b>	<b>\$2,562,080</b>	<b>\$4,624,773</b>	<b>\$200,199</b>	<b>-</b>	<b>\$1,295,832</b>
<b>Student Affairs, Division of</b>					
Student Health	-	-	-	-	\$311,154
Student Life	\$14,990	-	-	-	\$20,000
<b>Total</b>	<b>\$14,990</b>	<b>-</b>	<b>-</b>	<b>-</b>	<b>\$331,154</b>
<b>Total University</b>	<b>\$79,024,330</b>	<b>\$13,552,642</b>	<b>\$1,165,788</b>	<b>\$634,115</b>	<b>\$23,291,276</b>

# Proposals by Department

## Campus

	CURRENT MONTH May, 2004		YEAR TO DATE FY 2003 (July -May)		YEAR TO DATE FY 2004 (July -May)	
<b>Business &amp; Finance</b>						
Campus Services	0	0	0	0	1	7,430
Facilities Management/Operational Services	0	0	0	0	1	6,600
<b>Total:</b>	<b>0</b>	<b>\$0</b>	<b>0</b>	<b>\$0</b>	<b>2</b>	<b>\$14,030</b>
<b>Business, Moore School of</b>						
Business Administration - (Dean)	0	0	0	0	1	95,637
Business Administration - Division of Research	1	15,295	30	524,004	7	214,911
Economics, Department of	0	0	2	214,794	1	35,480
Small Business Development Center	0	0	6	1,529,869	4	1,381,738
<b>Total:</b>	<b>1</b>	<b>\$15,295</b>	<b>38</b>	<b>\$2,268,667</b>	<b>13</b>	<b>\$1,727,766</b>
<b>Education, College of</b>						
Education	0	0	7	134,395	3	75,515
Education Leadership & Policies	1	100,000	3	209,928	4	534,486
Educational Psychology	0	0	9	1,046,061	7	527,590
Instruction & Teacher Education	2	235,569	18	3,505,175	21	4,018,263
Office of Program Evaluation	0	0	0	0	9	648,211
Physical Education	1	1,071,810	1	1,020,000	3	1,095,810
School Improvement Council Assistance	1	180,192	1	12,000	1	180,192
<b>Total:</b>	<b>5</b>	<b>\$1,587,571</b>	<b>39</b>	<b>\$5,927,559</b>	<b>48</b>	<b>\$7,080,067</b>
<b>Engineering &amp; Information Technology, College of</b>						
Chemical Engineering	4	266,476	57	9,442,444	49	6,088,964
Civil & Environmental Engineering	4	291,715	36	3,291,602	33	1,886,200
Computer Science & Engineering	1	15,000	47	6,172,918	34	4,059,491
Electrical Engineering	5	689,783	36	11,155,870	34	8,777,538
Engineering & Information Technology, College of	1	80,000	9	2,056,504	7	2,496,116
Mechanical Engineering	4	194,992	38	3,603,777	47	4,513,808
<b>Total:</b>	<b>19</b>	<b>\$1,537,966</b>	<b>223</b>	<b>\$35,723,115</b>	<b>204</b>	<b>\$27,822,117</b>
<b>Environment, School of the</b>						
Earth Sciences & Resources Institute	1	168,706	8	1,109,840	11	1,887,330
Environment, School of the	0	0	13	1,103,615	12	951,330
<b>Total:</b>	<b>1</b>	<b>\$168,706</b>	<b>21</b>	<b>\$2,213,455</b>	<b>23</b>	<b>\$2,838,660</b>
<b>Graduate School</b>						
Graduate School	0	0	1	12,983	0	0
<b>Total:</b>	<b>0</b>	<b>\$0</b>	<b>1</b>	<b>\$12,983</b>	<b>0</b>	<b>\$0</b>
<b>Honors College, South Carolina</b>						
Honors College, South Carolina	0	0	1	6,000	0	0

# Proposals by Department

<u>Campus</u>	<b>CURRENT MONTH</b> May, 2004		<b>YEAR TO DATE</b> FY 2003 (July -May)		<b>YEAR TO DATE</b> FY 2004 (July -May)	
<b>Total:</b>	<b>0</b>	<b>\$0</b>	<b>1</b>	<b>\$6,000</b>	<b>0</b>	<b>\$0</b>
<b>Hospitality, Retail &amp; Sport Management, College of</b>						
Administrative Information Management	0	0	2	770,909	0	0
Hospitality, Retail & Sport Management, College of	0	0	0	0	1	151,434
Hotel, Restaurant & Tourism Management	0	0	0	0	1	400,000
Retailing, Center for	0	0	4	2,072,624	2	27,500
Sport & Entertainment Management	0	0	0	0	1	13,500
<b>Total:</b>	<b>0</b>	<b>\$0</b>	<b>6</b>	<b>\$2,843,533</b>	<b>5</b>	<b>\$592,434</b>
<b>Law Enforcement &amp; Safety</b>						
Law Enforcement & Safety	0	0	0	0	1	44,834
<b>Total:</b>	<b>0</b>	<b>\$0</b>	<b>0</b>	<b>\$0</b>	<b>1</b>	<b>\$44,834</b>
<b>Law, School of</b>						
Law, School of	1	494,739	12	1,147,518	15	1,871,413
<b>Total:</b>	<b>1</b>	<b>\$494,739</b>	<b>12</b>	<b>\$1,147,518</b>	<b>15</b>	<b>\$1,871,413</b>
<b>Liberal Arts, College of</b>						
Anthropology	1	273,710	4	429,434	4	475,557
Archaeology & Anthropology, SC Institute of	1	9,851	9	2,287,518	15	1,891,831
Art	0	0	5	274,450	7	179,714
Comparative Literature	0	0	1	24,000	4	140,000
Criminology & Criminal Justice, Department of	0	0	3	94,045	7	650,691
English	0	0	6	267,826	12	442,362
English Program for Internationals	0	0	1	280,140	1	276,754
Geography	2	57,800	21	1,403,926	15	755,764
History	3	15,644	12	238,159	12	125,902
International Studies, Institute of	1	49,000	1	45,149	1	49,000
Linguistics Program	0	0	0	0	1	1,996
McKissick Museum	0	0	4	109,849	6	567,971
Philosophy	1	3,763,700	1	450,331	4	4,062,647
Political Science	0	0	12	599,453	10	280,168
Psychology	7	822,601	49	11,497,734	42	10,963,273
Public Service & Policy Research, Institute for	2	268,490	15	1,143,338	15	2,274,186
Religious Studies	0	0	1	25,000	2	15,000
Sociology	0	0	9	708,148	7	746,192
Southern Studies, Institute for	0	0	4	564,903	0	0
Theatre, Speech & Dance	0	0	0	0	3	27,750
<b>Total:</b>	<b>18</b>	<b>\$5,260,796</b>	<b>158</b>	<b>\$20,443,403</b>	<b>168</b>	<b>\$23,926,758</b>
<b>Mass Communications &amp; Information Studies, College</b>						
Journalism & Mass Communications, School of	0	0	11	134,560	8	534,978

# Proposals by Department

<u>Campus</u>	<b>CURRENT MONTH May, 2004</b>		<b>YEAR TO DATE FY 2003 (July -May)</b>		<b>YEAR TO DATE FY 2004 (July -May)</b>	
Library & Information Sciences, School of	0	0	17	1,601,332	5	67,594
<b>Total:</b>	<b>0</b>	<b>\$0</b>	<b>28</b>	<b>\$1,735,892</b>	<b>13</b>	<b>\$602,572</b>
<b>Medicine, School of</b>						
Cell & Developmental Biology & Anatomy	4	654,347	23	3,836,229	20	3,121,963
Cell Biology & Neurosciences	0	0	4	932,096	3	730,588
Family & Preventive Medicine	0	0	11	2,076,646	8	1,199,128
Internal Medicine	0	0	22	1,839,194	15	3,036,126
Medicine Library	0	0	1	27,042	0	0
Medicine, School of - (Dean)	0	0	5	423,880	3	338,500
Microbiology & Immunology	1	12,581	5	934,292	8	1,788,066
Neuropsychiatry	2	638,357	6	637,920	7	1,417,058
Obstetrics & Gynecology	1	125,000	2	121,165	4	347,558
Ophthalmology	0	0	2	693,168	1	564,655
Pathology & Microbiology	2	180,354	14	1,980,679	8	1,064,532
Pediatrics/Developmental Disabilities, Center for	1	414,768	10	1,849,187	15	1,829,580
Pharmacology, Physiology & Neuroscience	5	740,670	22	3,937,031	25	4,763,181
Radiology	0	0	5	162,311	3	248,641
Surgery	0	0	3	158,498	1	16,000
<b>Total:</b>	<b>16</b>	<b>\$2,766,077</b>	<b>135</b>	<b>\$19,609,338</b>	<b>121</b>	<b>\$20,465,576</b>
<b>Music, School of</b>						
Music, School of	0	0	2	18,295	2	53,755
<b>Total:</b>	<b>0</b>	<b>\$0</b>	<b>2</b>	<b>\$18,295</b>	<b>2</b>	<b>\$53,755</b>
<b>Nursing, College of</b>						
Academic & Student Affairs	0	0	2	1,169,827	2	2,164,079
Nursing - (General)	2	160,000	11	2,293,197	10	1,745,230
<b>Total:</b>	<b>2</b>	<b>\$160,000</b>	<b>13</b>	<b>\$3,463,024</b>	<b>12</b>	<b>\$3,909,309</b>
<b>Pharmacy, College of</b>						
Basic Pharmaceutical Sciences	1	100,000	12	928,965	9	1,276,543
Pharmacy - (Dean)	0	0	2	85,000	0	0
Pharmacy - (General)	0	0	4	510,778	10	1,210,502
Pharmacy Practice	0	0	0	0	1	19,522
<b>Total:</b>	<b>1</b>	<b>\$100,000</b>	<b>18</b>	<b>\$1,524,743</b>	<b>20</b>	<b>\$2,506,567</b>
<b>Provost, Office of the</b>						
TRIO Programs	0	0	3	1,078,453	3	1,066,853
<b>Total:</b>	<b>0</b>	<b>\$0</b>	<b>3</b>	<b>\$1,078,453</b>	<b>3</b>	<b>\$1,066,853</b>
<b>Public Health, Arnold School of</b>						
Communication Sciences & Disorders	1	72,250	10	701,090	12	1,084,591

# Proposals by Department

<u>Campus</u>	<b>CURRENT MONTH May, 2004</b>		<b>YEAR TO DATE FY 2003 (July -May)</b>		<b>YEAR TO DATE FY 2004 (July -May)</b>	
Environmental Health Sciences	3	411,375	35	6,043,633	31	4,807,523
Epidemiology & Biostatistics	12	3,485,262	50	4,912,747	61	8,923,565
Exercise Science	5	584,304	34	4,792,659	34	5,009,923
Health Promotion, Education & Behavior	2	2,185,228	45	6,366,560	38	4,770,939
Health Services & Policy Research, Center for	0	0	6	253,954	9	318,991
Health Services Policy & Management	6	69,226	31	667,979	32	1,321,235
Prevention Research Center	3	732,675	4	195,680	8	1,436,423
Public Health, Arnold School of - Dean	0	0	3	2,772,500	7	7,501,145
<b>Total:</b>	<b>32</b>	<b>\$7,540,320</b>	<b>218</b>	<b>\$26,706,802</b>	<b>232</b>	<b>\$35,174,335</b>
<b>Research &amp; Health Sciences, Vice President</b>						
NanoCenter	1	45,500	0	0	1	45,500
Sponsored Programs & Research	0	0	0	0	1	100,000
Technology Incubator	0	0	1	160,000	0	0
<b>Total:</b>	<b>1</b>	<b>\$45,500</b>	<b>1</b>	<b>\$160,000</b>	<b>2</b>	<b>\$145,500</b>
<b>Science and Mathematics, College of</b>						
Baruch Institute	1	124,633	22	4,127,795	20	7,152,117
Biological Sciences	7	911,178	80	11,555,026	97	12,817,813
Chemistry & Biochemistry	11	1,787,154	100	19,546,338	80	25,374,789
Geological Sciences	6	584,674	71	7,239,247	58	7,030,460
Marine Science	0	0	1	493,285	2	119,156
Mathematics	0	0	19	1,263,347	15	1,421,681
Physics & Astronomy	2	38,000	35	5,901,474	37	6,388,525
Science Education, Center for	0	0	3	42,845	4	2,585,229
Statistics	2	332,858	21	1,110,975	14	1,090,463
<b>Total:</b>	<b>29</b>	<b>\$3,778,497</b>	<b>352</b>	<b>\$51,280,332</b>	<b>327</b>	<b>\$63,980,233</b>
<b>Senior and Regional Campuses</b>						
Regional Campuses & Continuing Education	0	0	0	0	2	299,260
USC Aiken	3	146,139	31	5,259,829	24	1,112,713
USC Beaufort	0	0	21	3,068,875	15	770,017
USC Lancaster	1	4,991	5	1,087,499	3	292,187
USC Salkehatchie	1	5,000	12	244,864	11	641,201
USC Spartanburg	4	339,770	23	5,448,826	45	5,445,330
USC Sumter	1	4,973	0	0	2	8,473
USC Union	2	9,991	3	560,924	3	232,939
<b>Total:</b>	<b>12</b>	<b>\$510,864</b>	<b>95</b>	<b>\$15,670,817</b>	<b>105</b>	<b>\$8,802,120</b>
<b>Social Work, College of</b>						
Families in Society, Institute for	2	157,590	23	2,299,157	18	3,416,597
Social Work, College of	10	807,240	74	3,327,692	69	8,365,268

# Proposals by Department

## Campus

	<b>CURRENT MONTH</b> May, 2004		<b>YEAR TO DATE</b> FY 2003 (July -May)		<b>YEAR TO DATE</b> FY 2004 (July -May)	
<b>Total:</b>	<b>12</b>	<b>\$964,830</b>	<b>97</b>	<b>\$5,626,849</b>	<b>87</b>	<b>\$11,781,865</b>
<b>Student Affairs, Division of</b>						
Health & Wellness Program	0	0	3	365,619	0	0
International Programs for Students	0	0	0	0	1	4,916
Student Health	0	0	3	312,154	5	36,900
Student Life	0	0	4	259,580	2	34,990
<b>Total:</b>	<b>0</b>	<b>\$0</b>	<b>10</b>	<b>\$937,353</b>	<b>8</b>	<b>\$76,806</b>
<b>University 101</b>						
University 101	0	0	1	23,925	0	0
<b>Total:</b>	<b>0</b>	<b>\$0</b>	<b>1</b>	<b>\$23,925</b>	<b>0</b>	<b>\$0</b>
<b>University Libraries</b>						
South Caroliniana Library	0	0	1	4,643	0	0
Thomas Cooper Library	0	0	1	369,525	2	226,980
<b>Total:</b>	<b>0</b>	<b>\$0</b>	<b>2</b>	<b>\$374,168</b>	<b>2</b>	<b>\$226,980</b>
<b>Report Total:</b>	<b>150</b>	<b>\$24,931,161</b>	<b>1474</b>	<b>\$198,796,224</b>	<b>1413</b>	<b>\$214,710,550</b>