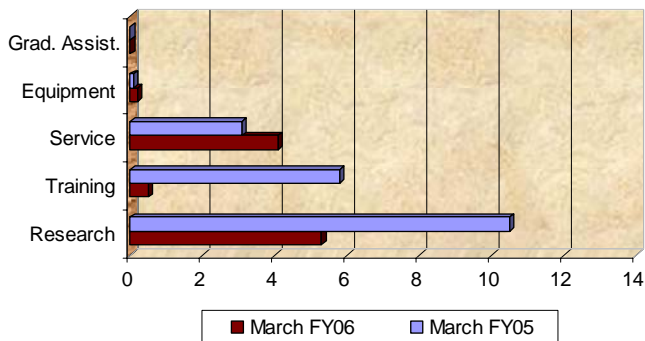


# Sponsored Awards Management (SAM)

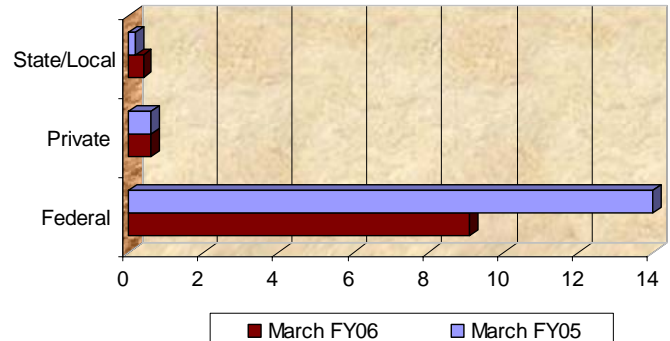
## Monthly Report Summary - March 2006

SAM ACTIVITY	March FY2006 New Awards	YTD FY2005 (July-Mar.)	YTD FY2006 (July-Mar.)	YTD % Change
<b>Award Totals (FY2006)</b>	<b>\$10,115,882</b>	<b>\$104,420,126</b>	<b>\$101,695,133</b>	(2.6)
<b>Source</b>				
Federal	\$9,098,515	\$86,655,864	\$80,954,438	(6.6)
Private	\$603,012	\$13,758,487	\$16,891,453	22.8
State/Local	\$414,355	\$4,005,775	\$3,849,242	(3.9)
<b>Purpose</b>				
Research	\$5,462,479	\$65,266,529	\$65,925,334	1.0
Public Service	\$4,653,403	\$39,153,597	\$35,769,799	(8.6)
<b>Sponsors</b>				
NIH	\$2,383,592	\$18,942,456	\$22,484,350	18.7
NSF	\$480,619	\$6,483,681	\$7,043,771	8.6
<b>Proposals</b>				
Submissions	123	1124	1263	12.4
Dollars Requested	415,397,905	\$144,615,141	\$158,506,943	9.6
<b>Expenditures</b>				
Research Direct	\$8,080,791	\$46,988,908	\$51,743,265	10.1
Research IDC	\$1,559,510	\$12,431,649	\$12,559,279	1.0
<b>Notable Areas</b>				
Health Science Colleges	\$4,592,632	\$46,435,755	\$46,572,816	0.3
Education	\$285,118	\$3,474,916	\$3,464,165	(0.3)
Engineering & IT	\$969,091	\$15,353,598	\$10,770,366	(29.9)
Arts and Sciences	\$3,002,063	\$27,684,116	\$29,402,752	6.2
Senior and Regional Campuses	\$647,042	\$5,013,806	\$6,255,068	24.8

**Summary by Purpose**



**Summary by Source**



Amounts Received (In millions of dollars)

## Awards by Department

<u>CAMPUS</u>	CURRENT MONTH	YEAR TO DATE	YEAR TO DATE
	March FY2006 New Awards	FY 2005 (July-Mar.)	FY 2006 (July-Mar.)
<b>Arts and Sciences, College of</b>			
African-American Studies Program	0	9,000	20,000
Anthropology	0	3,000	7,200
Archaeology & Anthropology, SC Institute of	391,750	1,289,572	1,201,641
Art	0	11,000	0
Baruch Institute	164,764	5,231,705	4,990,955
Biological Sciences	478,843	5,317,300	3,424,149
Chemistry & Biochemistry	35,000	3,943,086	4,010,953
COBRE: Center for Colon Cancer Research	104,361	1,355,982	1,442,165
Criminology & Criminal Justice, Department of	25,000	465,042	774,973
English	40,000	30,633	40,000
Geography	36,932	1,191,865	882,543
Geological Sciences	524,776	1,841,235	3,848,064
History	0	281,253	77,959
Languages, Literatures, and Cultures, Department of	0	9,542	0
Linguistics Program	0	0	20,000
Mathematics	0	714,835	393,786
McKissick Museum	0	87,145	0
Naval Science	0	3,000	3,000
Philosophy	0	0	275,000
Physics & Astronomy	88,552	932,660	204,752
Political Science	0	70,356	74,909
Psychology	968,694	3,569,143	5,095,130
Public Service & Policy Research, Institute for	98,391	518,179	1,250,210
Religious Studies	0	4,000	4,000
Science & Math Administration	0	163,670	0
Science Education, Center for	0	45,000	34,800
Sociology	0	159,652	110,785
Statistics	45,000	412,636	1,198,903
Theatre and Dance, Department of	0	23,625	16,875
<b>Total:</b>	<b>3,002,063</b>	<b>27,684,116</b>	<b>29,402,752</b>
<b>Business &amp; Finance</b>			
Facilities Management/Operational Services	0	6,200	0
Maintenance Services Director	0	0	250,000
Recycling & Waste Management	0	7,500	9,400
<b>Total:</b>	<b>0</b>	<b>13,700</b>	<b>259,400</b>

## Awards by Department

<u>CAMPUS</u>	CURRENT MONTH March FY2006 New Awards	YEAR TO DATE FY 2005 (July-Mar.)	YEAR TO DATE FY 2006 (July-Mar.)
<b>Business, Moore School of</b>			
Business, Moore School of - Division of Research	0	455,289	368,395
Small Business Development Center	0	759,185	654,256
<b>Total:</b>	<b>0</b>	<b>1,214,474</b>	<b>1,022,651</b>
<b>Education, College of</b>			
Education	0	373,802	166,522
Education Leadership & Policies	0	39,881	130,485
Educational Studies, Department of	30,000	416,652	432,003
Instruction & Teacher Education	239,118	1,850,144	1,474,956
Office of Program Evaluation	16,000	443,093	829,006
Physical Education	0	28,151	208,000
SC Educational Policy Center	0	323,193	223,193
<b>Total:</b>	<b>285,118</b>	<b>3,474,916</b>	<b>3,464,165</b>
<b>Engineering &amp; Information Technology, College of</b>			
Chemical Engineering	415,573	3,751,623	2,435,653
Civil & Environmental Engineering	55,222	374,163	940,184
Computer Science & Engineering	44,427	453,372	1,207,779
Electrical Engineering	107,511	7,061,165	2,846,406
Engineering & Information Technology, College of	0	76,198	403,726
Mechanical Engineering	346,358	3,453,077	2,891,980
SC Alliance for Minority Participation (SCAMP)	0	184,000	44,638
<b>Total:</b>	<b>969,091</b>	<b>15,353,598</b>	<b>10,770,366</b>
<b>English Program for Internationals</b>			
English Program for Internationals	0	2,066	0
<b>Total:</b>	<b>0</b>	<b>2,066</b>	<b>0</b>
<b>Enrollment Management</b>			
Student Financial Aid & Scholarships	0	356,620	0
<b>Total:</b>	<b>0</b>	<b>356,620</b>	<b>0</b>
<b>Environment, School of the</b>			
Earth Sciences & Resources Institute	272,589	848,160	508,259
Environment, School of the	0	569,683	261,498
<b>Total:</b>	<b>272,589</b>	<b>1,417,843</b>	<b>769,757</b>
<b>Honors College, South Carolina</b>			
Honors College, South Carolina	0	4,385	4,385
<b>Total:</b>	<b>0</b>	<b>4,385</b>	<b>4,385</b>

## Awards by Department

<u>CAMPUS</u>	CURRENT MONTH March FY2006 New Awards	YEAR TO DATE FY 2005 (July-Mar.)	YEAR TO DATE FY 2006 (July-Mar.)
<b>Hospitality, Retail &amp; Sport Management, College of</b>			
Hotel, Restaurant & Tourism Administration	0	0	105,500
Retailing, Department of	0	19,984	19,978
<b>Total:</b>	<b>0</b>	<b>19,984</b>	<b>125,478</b>
<b>Law Enforcement &amp; Safety</b>			
Law Enforcement & Safety	181,652	23,030	181,652
<b>Total:</b>	<b>181,652</b>	<b>23,030</b>	<b>181,652</b>
<b>Law, School of</b>			
Law, School of	40,327	1,329,042	590,150
<b>Total:</b>	<b>40,327</b>	<b>1,329,042</b>	<b>590,150</b>
<b>Mass Communications &amp; Information Studies, College</b>			
Journalism & Mass Communications, School of	0	94,234	286,160
Library & Information Sciences, School of	3,704	3,704	50,150
Mass Communications & Information Studies, College of	0	58,257	6,312
<b>Total:</b>	<b>3,704</b>	<b>156,195</b>	<b>342,622</b>
<b>Medicine, School of</b>			
Cancer Center, South Carolina	5,000	57,605	82,101
Cell & Developmental Biology & Anatomy	645,886	2,268,738	3,187,672
Cell Biology & Neurosciences	0	227,588	0
Family & Preventive Medicine	431,818	782,859	1,781,551
Internal Medicine	2,366,521	4,819,013	4,458,606
Medicine Library	0	0	-361
Medicine, School of - (Dean)	0	595,331	1,452,012
Neuropsychiatry	5,305	891,879	1,040,924
Obstetrics & Gynecology	95	1,043,726	895,364
Ophthalmology	0	905,109	949,293
Orthopaedic Surgery	0	507,645	503,593
Pathology & Microbiology	178,000	814,347	1,975,552
Pediatrics	447,867	4,693,088	6,234,426
Pharmacology, Physiology & Neuroscience	0	1,198,970	1,054,328
Radiology	0	0	18,780
Research & Special Projects	0	121,000	311,297
Surgery	0	282,400	141,658
<b>Total:</b>	<b>4,080,492</b>	<b>19,209,298</b>	<b>24,086,796</b>
<b>Music, School of</b>			
Music, School of	0	6,000	0
<b>Total:</b>	<b>0</b>	<b>6,000</b>	<b>0</b>

## Awards by Department

<u>CAMPUS</u>	CURRENT MONTH March FY2006 New Awards	YEAR TO DATE FY 2005 (July-Mar.)	YEAR TO DATE FY 2006 (July-Mar.)
<b>Nursing, College of</b> Nursing	0	511,067	1,532,865
<b>Total:</b>	<b>0</b>	<b>511,067</b>	<b>1,532,865</b>
<b>Pharmacy, College of</b> Basic Pharmaceutical Sciences	161,250	1,148,660	983,546
Palmetto Poison Center	0	482,330	442,946
Pharmaceutical & Health Outcomes Sciences	0	64,413	0
Pharmacy - (Dean)	0	100,000	50,000
Pharmacy Practice	0	37,000	72,750
<b>Total:</b>	<b>161,250</b>	<b>1,832,403</b>	<b>1,549,242</b>
<b>Provost, Office of the</b> TRIO Programs	0	957,935	1,298,717
<b>Total:</b>	<b>0</b>	<b>957,935</b>	<b>1,298,717</b>
<b>Public Health, Arnold School of</b> Communication Sciences & Disorders	0	80,250	167,993
Environmental Health Sciences	0	2,136,605	2,549,636
Epidemiology & Biostatistics	39,051	2,611,307	2,225,283
Exercise Science	47,339	2,985,211	2,237,603
Health Promotion, Education & Behavior	0	4,195,495	3,619,529
Health Services & Policy Research, Center for	0	740,408	337,457
Health Services Policy and Management	101,500	747,651	2,071,035
Prevention Research Center	4,500	1,387,972	809,498
Public Health, Arnold School of - Dean	88,000	127,613	224,000
Research & Nutrition & Health Disparities, Center for	15,000	1,511,613	988,354
<b>Total:</b>	<b>295,390</b>	<b>16,524,125</b>	<b>15,230,388</b>
<b>Research &amp; Health Sciences, Vice President</b> Cancer Prevention Control Program	0	0	335,322
Hydrogen Fuel Cell Research, Institute for	35,000	420,920	370,254
NanoCenter	41,250	0	41,250
Research, Vice President for - (General)	45,414	500,000	-179,586
Sponsored Awards Management	0	12,445	-34,862
<b>Total:</b>	<b>121,664</b>	<b>933,365</b>	<b>532,378</b>
<b>Social Work, College of</b> Families in Society, Institute for	0	1,468,159	2,645,630
Social Work, College of	55,500	6,890,703	1,527,895
<b>Total:</b>	<b>55,500</b>	<b>8,358,862</b>	<b>4,173,525</b>

## Awards by Department

### CAMPUS

	<b>CURRENT MONTH</b> March FY2006 New Awards	<b>YEAR TO DATE</b> FY 2005 (July-Mar.)	<b>YEAR TO DATE</b> FY 2006 (July-Mar.)
<b>Student Affairs, Division of</b>			
International Programs for Students	0	3,296	16,796
Student Health	0	0	1,000
Student Life	0	20,000	9,980
<b>Total:</b>	<b>0</b>	<b>23,296</b>	<b>27,776</b>
<b>University Libraries</b>			
Thomas Cooper Library	0	0	75,000
<b>Total:</b>	<b>0</b>	<b>0</b>	<b>75,000</b>
<b>USC Aiken</b>			
USC Aiken	124,056	1,268,176	893,139
<b>Total:</b>	<b>124,056</b>	<b>1,268,176</b>	<b>893,139</b>
<b>USC Beaufort</b>			
USC Beaufort	0	670,460	725,921
<b>Total:</b>	<b>0</b>	<b>670,460</b>	<b>725,921</b>
<b>USC Lancaster</b>			
USC Lancaster	0	476,231	686,231
<b>Total:</b>	<b>0</b>	<b>476,231</b>	<b>686,231</b>
<b>USC Salkehatchie</b>			
USC Salkehatchie	0	483,290	352,093
<b>Total:</b>	<b>0</b>	<b>483,290</b>	<b>352,093</b>
<b>USC Sumter</b>			
USC Sumter	116,804	1,144,691	1,321,082
<b>Total:</b>	<b>116,804</b>	<b>1,144,691</b>	<b>1,321,082</b>
<b>USC Union</b>			
USC Union	0	0	234,229
<b>Total:</b>	<b>0</b>	<b>0</b>	<b>234,229</b>
<b>USC Upstate</b>			
USC Upstate	406,182	970,958	2,042,373
<b>Total:</b>	<b>406,182</b>	<b>970,958</b>	<b>2,042,373</b>
<b>Report Total:</b>	<b>10,115,882</b>	<b>104,420,126</b>	<b>101,695,133</b>

# Sponsored Awards Management

## Awards by Source Comparison

### FY2006 YTD (July - March)

	COM	FED	LOC	OTH	PHI	STA	Total
<b>Total</b>	2,418,121	80,954,438	444,859	1,264,860	13,208,472	3,404,383	101,695,133
<b>Arts and Sciences, College of</b>	583,206	26,304,369	159,410	499,307	1,183,406	673,054	29,402,752
African-American Studies Program	0	0	0	0	0	20,000	20,000
Anthropology	0	1,200	0	0	0	6,000	7,200
Archaeology & Anthropology, SC Institute of	0	1,114,784	7,561	5,107	0	74,189	1,201,641
Baruch Institute	6,083	4,913,039	0	0	60,000	11,833	4,990,955
Biological Sciences	0	3,325,157	0	9,200	89,792	0	3,424,149
Chemistry & Biochemistry	91,664	3,044,349	0	0	858,590	16,350	4,010,953
COBRE: Center for Colon Cancer Research	0	1,442,165	0	0	0	0	1,442,165
Criminology & Criminal Justice, Department of	0	667,771	49,602	0	0	57,600	774,973
English	0	40,000	0	0	0	0	40,000
Geography	0	636,523	0	0	22,000	224,020	882,543
Geological Sciences	62,166	3,221,745	0	485,000	79,153	0	3,848,064
History	0	40,000	0	0	8,000	29,959	77,959
Linguistics Program	0	0	0	0	0	20,000	20,000

	COM	FED	LOC	OTH	PHI	STA	Total
Mathematics	0	321,052	0	0	0	72,734	393,786
Naval Science	0	3,000	0	0	0	0	3,000
Philosophy	0	275,000	0	0	0	0	275,000
Physics & Astronomy	336,732	-140,980	0	0	0	9,000	204,752
Political Science	0	34,862	31,047	0	9,000	0	74,909
Psychology	0	4,990,909	71,200	0	18,021	15,000	5,095,130
Public Service & Policy Research, Institute for	0	1,154,124	0	0	29,850	66,236	1,250,210
Religious Studies	0	0	0	0	4,000	0	4,000
Science & Math Administration	0	0	0	0	0	0	0
Science Education, Center for	0	34,800	0	0	0	0	34,800
Sociology	0	110,785	0	0	0	0	110,785
Statistics	86,561	1,074,084	0	0	5,000	33,258	1,198,903
Theatre and Dance, Department of	0	0	0	0	0	16,875	16,875
<b>Business &amp; Finance</b>	<b>0</b>	<b>250,000</b>	<b>0</b>	<b>0</b>	<b>0</b>	<b>9,400</b>	<b>259,400</b>
Maintenance Services Director	0	250,000	0	0	0	0	250,000
Recycling & Waste Management	0	0	0	0	0	9,400	9,400
<b>Business, Moore School of</b>	<b>0</b>	<b>1,019,901</b>	<b>0</b>	<b>0</b>	<b>0</b>	<b>2,750</b>	<b>1,022,651</b>
Business, Moore School of - Division of Research	0	365,645	0	0	0	2,750	368,395
Small Business Development Center	0	654,256	0	0	0	0	654,256
<b>Education, College of</b>	<b>36,000</b>	<b>2,493,610</b>	<b>158,200</b>	<b>158,285</b>	<b>39,450</b>	<b>578,620</b>	<b>3,464,165</b>
Education	0	160,474	0	0	0	6,048	166,522
Education Leadership & Policies	0	0	62,200	62,285	0	6,000	130,485
Educational Studies, Department of	20,000	319,121	0	0	39,450	53,432	432,003

	COM	FED	LOC	OTH	PHI	STA	Total
Instruction & Teacher Education	0	1,399,956	0	0	0	75,000	1,474,956
Office of Program Evaluation	0	390,866	0	0	0	438,140	829,006
Physical Education	16,000	0	96,000	96,000	0	0	208,000
SC Educational Policy Center	0	223,193	0	0	0	0	223,193
<b>Engineering &amp; Information Technology, College of</b>	<b>907,463</b>	<b>9,238,855</b>	<b>3,228</b>	<b>2,000</b>	<b>140,241</b>	<b>478,579</b>	<b>10,770,366</b>
Chemical Engineering	314,128	1,834,047	0	0	79,991	207,487	2,435,653
Civil & Environmental Engineering	263,108	669,848	3,228	2,000	2,000	0	940,184
Computer Science & Engineering	11,615	1,160,776	0	0	0	35,388	1,207,779
Electrical Engineering	91,600	2,728,194	0	0	0	26,612	2,846,406
Engineering & Information Technology, College	0	400,476	0	0	3,250	0	403,726
Mechanical Engineering	227,012	2,445,514	0	0	55,000	164,454	2,891,980
SC Alliance for Minority Participation (SCAMP)	0	0	0	0	0	44,638	44,638
<b>Environment, School of the</b>	<b>110,286</b>	<b>359,986</b>	<b>0</b>	<b>6,500</b>	<b>207,985</b>	<b>85,000</b>	<b>769,757</b>
Earth Sciences & Resources Institute	110,286	339,988	0	0	7,985	50,000	508,259
Environment, School of the	0	19,998	0	6,500	200,000	35,000	261,498
<b>Honors College, South Carolina</b>	<b>0</b>	<b>0</b>	<b>0</b>	<b>0</b>	<b>0</b>	<b>4,385</b>	<b>4,385</b>
Honors College, South Carolina	0	0	0	0	0	4,385	4,385
<b>Hospitality, Retail &amp; Sport Management, College o</b>	<b>0</b>	<b>0</b>	<b>41,000</b>	<b>46,978</b>	<b>37,500</b>	<b>0</b>	<b>125,478</b>
Hotel, Restaurant & Tourism Administration	0	0	41,000	27,000	37,500	0	105,500
Retailing, Department of	0	0	0	19,978	0	0	19,978
<b>Law Enforcement &amp; Safety</b>	<b>0</b>	<b>181,652</b>	<b>0</b>	<b>0</b>	<b>0</b>	<b>0</b>	<b>181,652</b>
Law Enforcement & Safety	0	181,652	0	0	0	0	181,652
<b>Law, School of</b>	<b>0</b>	<b>364,059</b>	<b>0</b>	<b>65,266</b>	<b>60,825</b>	<b>100,000</b>	<b>590,150</b>



	COM	FED	LOC	OTH	PHI	STA	Total
Music, School of	0	0	0	0	0	0	0
<b>Nursing, College of</b>	<b>0</b>	<b>1,208,142</b>	<b>0</b>	<b>0</b>	<b>324,723</b>	<b>0</b>	<b>1,532,865</b>
Nursing	0	1,208,142	0	0	324,723	0	1,532,865
<b>Pharmacy, College of</b>	<b>87,750</b>	<b>1,232,457</b>	<b>0</b>	<b>50,000</b>	<b>173,025</b>	<b>6,010</b>	<b>1,549,242</b>
Basic Pharmaceutical Sciences	15,000	795,521	0	0	173,025	0	983,546
Palmetto Poison Center	0	436,936	0	0	0	6,010	442,946
Pharmacy - (Dean)	0	0	0	50,000	0	0	50,000
Pharmacy Practice	72,750	0	0	0	0	0	72,750
<b>Provost, Office of the</b>	<b>0</b>	<b>1,298,717</b>	<b>0</b>	<b>0</b>	<b>0</b>	<b>0</b>	<b>1,298,717</b>
TRIO Programs	0	1,298,717	0	0	0	0	1,298,717
<b>Public Health, Arnold School of</b>	<b>292,108</b>	<b>13,091,827</b>	<b>14,371</b>	<b>205,884</b>	<b>1,388,842</b>	<b>237,356</b>	<b>15,230,388</b>
Communication Sciences & Disorders	3,914	122,750	11,329	0	30,000	0	167,993
Environmental Health Sciences	0	2,549,636	0	0	0	0	2,549,636
Epidemiology & Biostatistics	52,785	2,024,838	0	28,838	73,466	45,356	2,225,283
Exercise Science	195,243	1,877,573	0	0	159,787	5,000	2,237,603
Health Promotion, Education & Behavior	0	3,176,378	3,042	40,000	365,109	35,000	3,619,529
Health Services & Policy Research, Center for	0	241,661	0	95,796	0	0	337,457
Health Services Policy and Management	40,166	1,230,639	0	41,250	694,980	64,000	2,071,035
Prevention Research Center	0	804,998	0	0	4,500	0	809,498
Public Health, Arnold School of - Dean	0	75,000	0	0	61,000	88,000	224,000
Research & Nutrition & Health Disparities, Cen	0	988,354	0	0	0	0	988,354
<b>Research &amp; Health Sciences, Vice President</b>	<b>69,875</b>	<b>437,503</b>	<b>0</b>	<b>0</b>	<b>25,000</b>	<b>0</b>	<b>532,378</b>
Cancer Prevention Control Program	0	335,322	0	0	0	0	335,322

	<b>COM</b>	<b>FED</b>	<b>LOC</b>	<b>OTH</b>	<b>PHI</b>	<b>STA</b>	<b>Total</b>
Hydrogen Fuel Cell Research, Institute for	319,875	50,379	0	0	0	0	370,254
NanoCenter	0	41,250	0	0	0	0	41,250
Research, Vice President for - (General)	-250,000	45,414	0	0	25,000	0	-179,586
Sponsored Awards Management	0	-34,862	0	0	0	0	-34,862
<b>Social Work, College of</b>	<b>6,165</b>	<b>3,385,345</b>	<b>9,050</b>	<b>72,591</b>	<b>470,874</b>	<b>229,500</b>	<b>4,173,525</b>
Families in Society, Institute for	0	2,345,103	0	38,527	262,000	0	2,645,630
Social Work, College of	6,165	1,040,242	9,050	34,064	208,874	229,500	1,527,895
<b>Student Affairs, Division of</b>	<b>0</b>	<b>16,796</b>	<b>0</b>	<b>0</b>	<b>10,980</b>	<b>0</b>	<b>27,776</b>
International Programs for Students	0	16,796	0	0	0	0	16,796
Student Health	0	0	0	0	1,000	0	1,000
Student Life	0	0	0	0	9,980	0	9,980
<b>University Libraries</b>	<b>0</b>	<b>0</b>	<b>0</b>	<b>0</b>	<b>75,000</b>	<b>0</b>	<b>75,000</b>
Thomas Cooper Library	0	0	0	0	75,000	0	75,000
<b>USC Aiken</b>	<b>0</b>	<b>222,272</b>	<b>50,000</b>	<b>35,000</b>	<b>25,000</b>	<b>560,867</b>	<b>893,139</b>
USC Aiken	0	222,272	50,000	35,000	25,000	560,867	893,139
<b>USC Beaufort</b>	<b>0</b>	<b>515,711</b>	<b>0</b>	<b>0</b>	<b>90,000</b>	<b>120,210</b>	<b>725,921</b>
USC Beaufort	0	515,711	0	0	90,000	120,210	725,921
<b>USC Lancaster</b>	<b>0</b>	<b>488,831</b>	<b>0</b>	<b>0</b>	<b>193,400</b>	<b>4,000</b>	<b>686,231</b>
USC Lancaster	0	488,831	0	0	193,400	4,000	686,231
<b>USC Salkehatchie</b>	<b>0</b>	<b>348,505</b>	<b>0</b>	<b>0</b>	<b>0</b>	<b>3,588</b>	<b>352,093</b>
USC Salkehatchie	0	348,505	0	0	0	3,588	352,093
<b>USC Sumter</b>	<b>0</b>	<b>295,146</b>	<b>0</b>	<b>0</b>	<b>1,025,936</b>	<b>0</b>	<b>1,321,082</b>
USC Sumter	0	295,146	0	0	1,025,936	0	1,321,082

	<b>COM</b>	<b>FED</b>	<b>LOC</b>	<b>OTH</b>	<b>PHI</b>	<b>STA</b>	<b>Total</b>
<b>USC Union</b>	<b>0</b>	<b>234,229</b>	<b>0</b>	<b>0</b>	<b>0</b>	<b>0</b>	<b>234,229</b>
USC Union	0	234,229	0	0	0	0	234,229
<b>USC Upstate</b>	<b>23,500</b>	<b>1,904,700</b>	<b>0</b>	<b>14,100</b>	<b>79,377</b>	<b>20,696</b>	<b>2,042,373</b>
USC Upstate	23,500	1,904,700	0	14,100	79,377	20,696	2,042,373

4/26/2006

# Sponsored Awards Management

## Awards by Purpose Comparison - YTD FY2006 (July-March)

	Equipment	GA Work Experience	Research	Service	Training	Total
<b>Total</b>	<b>1,231,652</b>	<b>1,064,295</b>	<b>64,693,682</b>	<b>27,072,416</b>	<b>7,633,088</b>	<b>101,695,133</b>
<b>Arts and Sciences, College of</b>	<b>1,050,000</b>	<b>278,974</b>	<b>26,104,472</b>	<b>1,354,996</b>	<b>614,310</b>	<b>29,402,752</b>
African-American Studies Program	0	0	0	20,000	0	20,000
Anthropology	0	6,000	1,200	0	0	7,200
Archaeology & Anthropology, SC Institute of	0	0	1,201,641	0	0	1,201,641
Baruch Institute	0	0	4,975,955	15,000	0	4,990,955
Biological Sciences	0	0	2,746,429	265,070	412,650	3,424,149
Chemistry & Biochemistry	800,000	0	3,167,684	43,269	0	4,010,953
COBRE: Center for Colon Cancer Research	0	0	1,442,165	0	0	1,442,165
Criminology & Criminal Justice, Department of	0	0	774,973	0	0	774,973
English	0	0	40,000	0	0	40,000
Geography	0	17,012	681,023	0	184,508	882,543
Geological Sciences	0	0	3,827,264	20,800	0	3,848,064
History	0	35,459	42,500	0	0	77,959
Linguistics Program	0	20,000	0	0	0	20,000
Mathematics	0	0	393,786	0	0	393,786
Naval Science	0	0	0	0	3,000	3,000
Philosophy	0	0	275,000	0	0	275,000

	Equipment	GA Work Experience	Research	Service	Training	Total
Physics & Astronomy	250,000	0	-59,400	0	14,152	204,752
Political Science	0	65,909	9,000	0	0	74,909
Psychology	0	15,000	5,008,930	71,200	0	5,095,130
Public Service & Policy Research, Institute for	0	0	335,553	914,657	0	1,250,210
Religious Studies	0	0	4,000	0	0	4,000
Science & Math Administration	0	0	0	0	0	0
Science Education, Center for	0	0	34,800	0	0	34,800
Sociology	0	0	110,785	0	0	110,785
Statistics	0	102,719	1,091,184	5,000	0	1,198,903
Theatre and Dance, Department of	0	16,875	0	0	0	16,875
<b>Business &amp; Finance</b>	<b>250,000</b>	<b>0</b>	<b>0</b>	<b>9,400</b>	<b>0</b>	<b>259,400</b>
Maintenance Services Director	250,000	0	0	0	0	250,000
Recycling & Waste Management	0	0	0	9,400	0	9,400
<b>Business, Moore School of</b>	<b>0</b>	<b>0</b>	<b>368,395</b>	<b>654,256</b>	<b>0</b>	<b>1,022,651</b>
Business, Moore School of - Division of Research	0	0	368,395	0	0	368,395
Small Business Development Center	0	0	0	654,256	0	654,256
<b>Education, College of</b>	<b>0</b>	<b>296,217</b>	<b>521,657</b>	<b>713,840</b>	<b>1,932,451</b>	<b>3,464,165</b>
Education	0	0	160,474	0	6,048	166,522
Education Leadership & Policies	0	62,285	0	68,200	0	130,485
Educational Studies, Department of	0	23,432	59,450	30,000	319,121	432,003
Instruction & Teacher Education	0	2,500	15,347	17,500	1,439,609	1,474,956
Office of Program Evaluation	0	0	143,193	518,140	167,673	829,006
Physical Education	0	208,000	0	0	0	208,000

	Equipment	GA Work Experience	Research	Service	Training	Total
SC Educational Policy Center	0	0	143,193	80,000	0	223,193
<b>Engineering &amp; Information Technolog</b>	0	77,003	10,679,970	19,450	-6,057	10,770,366
Chemical Engineering	0	0	2,435,653	0	0	2,435,653
Civil & Environmental Engineering	0	0	940,184	0	0	940,184
Computer Science & Engineering	0	47,003	1,160,776	0	0	1,207,779
Electrical Engineering	0	0	2,846,406	0	0	2,846,406
Engineering & Information Technology, College	0	0	384,276	19,450	0	403,726
Mechanical Engineering	0	30,000	2,868,037	0	-6,057	2,891,980
SC Alliance for Minority Participation (SCAMP)	0	0	44,638	0	0	44,638
<b>Environment, School of the</b>	0	0	670,272	50,000	49,485	769,757
Earth Sciences & Resources Institute	0	0	450,274	50,000	7,985	508,259
Environment, School of the	0	0	219,998	0	41,500	261,498
<b>Honors College, South Carolina</b>	0	0	0	4,385	0	4,385
Honors College, South Carolina	0	0	0	4,385	0	4,385
<b>Hospitality, Retail &amp; Sport Manageme</b>	0	0	105,500	19,978	0	125,478
Hotel, Restaurant & Tourism Administration	0	0	105,500	0	0	105,500
Retailing, Department of	0	0	0	19,978	0	19,978
<b>Law Enforcement &amp; Safety</b>	181,652	0	0	0	0	181,652
Law Enforcement & Safety	181,652	0	0	0	0	181,652
<b>Law, School of</b>	0	0	0	590,150	0	590,150
Law, School of	0	0	0	590,150	0	590,150
<b>Mass Communications &amp; Informa</b>	0	22,600	0	255,700	64,322	342,622
Journalism & Mass Communications, School of	0	22,600	0	255,700	7,860	286,160

	Equipment	GA Work Experience	Research	Service	Training	Total
Library & Information Sciences, School of	0	0	0	0	50,150	50,150
Mass Communications & Information Studies, C	0	0	0	0	6,312	6,312
<b>Medicine, School of</b>	0	0	8,221,615	14,977,645	887,536	24,086,796
Cancer Center, South Carolina	0	0	82,101	0	0	82,101
Cell & Developmental Biology & Anatomy	0	0	3,187,672	0	0	3,187,672
Family & Preventive Medicine	0	0	287,755	1,427,601	66,195	1,781,551
Internal Medicine	0	0	280,384	4,040,222	138,000	4,458,606
Medicine Library	0	0	-7,429	7,068	0	-361
Medicine, School of - (Dean)	0	0	466,855	663,942	321,215	1,452,012
Neuropsychiatry	0	0	173,301	587,623	280,000	1,040,924
Obstetrics & Gynecology	0	0	77,744	817,620	0	895,364
Ophthalmology	0	0	479,531	469,762	0	949,293
Orthopaedic Surgery	0	0	0	503,593	0	503,593
Pathology & Microbiology	0	0	1,948,402	23,150	4,000	1,975,552
Pediatrics	0	0	51,202	6,116,696	66,528	6,234,426
Pharmacology, Physiology & Neuroscience	0	0	1,042,730	0	11,598	1,054,328
Radiology	0	0	18,780	0	0	18,780
Research & Special Projects	0	0	99,897	211,400	0	311,297
Surgery	0	0	32,690	108,968	0	141,658
<b>Music, School of</b>	0	0	0	0	0	0
Music, School of	0	0	0	0	0	0
<b>Nursing, College of</b>	0	0	827,438	0	705,427	1,532,865
Nursing	0	0	827,438	0	705,427	1,532,865

	Equipment	GA Work Experience	Research	Service	Training	Total
<b>Pharmacy, College of</b>	0	0	1,056,296	492,946	0	1,549,242
Basic Pharmaceutical Sciences	0	0	983,546	0	0	983,546
Palmetto Poison Center	0	0	0	442,946	0	442,946
Pharmacy - (Dean)	0	0	0	50,000	0	50,000
Pharmacy Practice	0	0	72,750	0	0	72,750
<b>Provost, Office of the</b>	0	0	0	1,298,717	0	1,298,717
TRIO Programs	0	0	0	1,298,717	0	1,298,717
<b>Public Health, Arnold School of</b>	0	306,082	12,545,788	465,471	1,913,047	15,230,388
Communication Sciences & Disorders	0	15,243	152,750	0	0	167,993
Environmental Health Sciences	0	0	1,461,707	0	1,087,929	2,549,636
Epidemiology & Biostatistics	0	58,531	2,110,110	18,858	37,784	2,225,283
Exercise Science	0	16,000	2,205,103	16,500	0	2,237,603
Health Promotion, Education & Behavior	0	78,042	3,401,691	122,442	17,354	3,619,529
Health Services & Policy Research, Center for	0	0	178,786	158,671	0	337,457
Health Services Policy and Management	0	138,266	1,237,789	0	694,980	2,071,035
Prevention Research Center	0	0	809,498	0	0	809,498
Public Health, Arnold School of - Dean	0	0	0	149,000	75,000	224,000
Research & Nutrition & Health Disparities, Cente	0	0	988,354	0	0	988,354
<b>Research &amp; Health Sciences, Vice Pre</b>	-250,000	0	736,964	45,414	0	532,378
Cancer Prevention Control Program	0	0	335,322	0	0	335,322
Hydrogen Fuel Cell Research, Institute for	0	0	370,254	0	0	370,254
NanoCenter	0	0	41,250	0	0	41,250
Research, Vice President for - (General)	-250,000	0	25,000	45,414	0	-179,586

	Equipment	GA Work Experience	Research	Service	Training	Total
Sponsored Awards Management	0	0	-34,862	0	0	-34,862
<b>Social Work, College of</b>	0	83,419	2,535,923	1,130,831	423,352	4,173,525
Families in Society, Institute for	0	0	2,531,923	113,707	0	2,645,630
Social Work, College of	0	83,419	4,000	1,017,124	423,352	1,527,895
<b>Student Affairs, Division of</b>	0	0	9,980	1,000	16,796	27,776
International Programs for Students	0	0	0	0	16,796	16,796
Student Health	0	0	0	1,000	0	1,000
Student Life	0	0	9,980	0	0	9,980
<b>University Libraries</b>	0	0	75,000	0	0	75,000
Thomas Cooper Library	0	0	75,000	0	0	75,000
<b>USC Aiken</b>	0	0	154,302	576,838	161,999	893,139
USC Aiken	0	0	154,302	576,838	161,999	893,139
<b>USC Beaufort</b>	0	0	0	725,921	0	725,921
USC Beaufort	0	0	0	725,921	0	725,921
<b>USC Lancaster</b>	0	0	9,557	676,674	0	686,231
USC Lancaster	0	0	9,557	676,674	0	686,231
<b>USC Salkehatchie</b>	0	0	-310	352,403	0	352,093
USC Salkehatchie	0	0	-310	352,403	0	352,093
<b>USC Sumter</b>	0	0	27,160	1,293,622	300	1,321,082
USC Sumter	0	0	27,160	1,293,622	300	1,321,082
<b>USC Union</b>	0	0	0	234,229	0	234,229
USC Union	0	0	0	234,229	0	234,229
<b>USC Upstate</b>	0	0	43,703	1,128,550	870,120	2,042,373

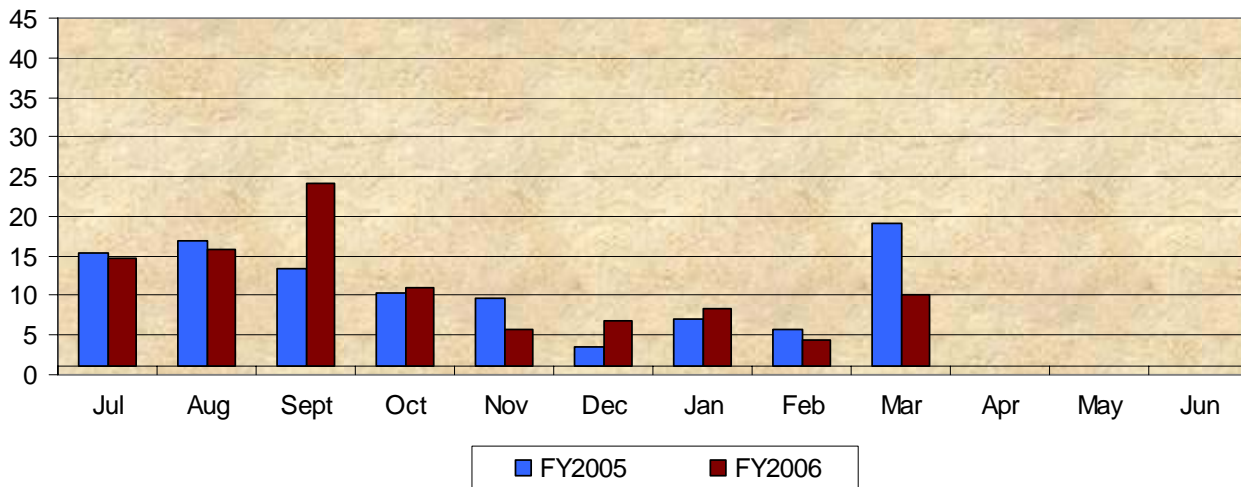
USC Upstate

<b>Equipment</b>	<b>GA Work Experience</b>	<b>Research</b>	<b>Service</b>	<b>Training</b>	<b>Total</b>
0	0	43,703	1,128,550	870,120	2,042,373

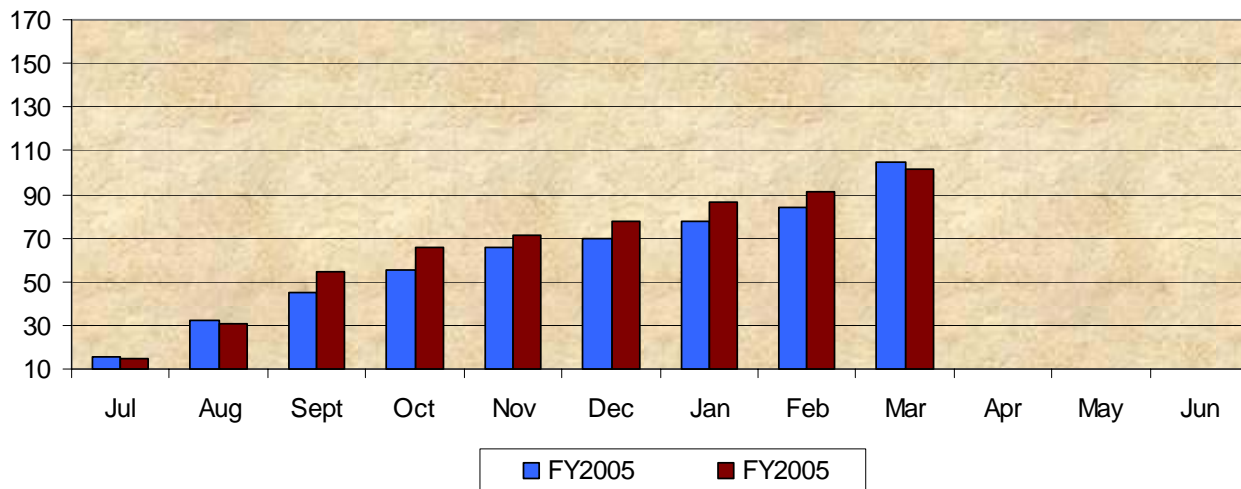
## Funding Agency Comparison Report Year-To-Date - March - 2006

	<u>FY2005</u>	<u>FY2006</u>	<u>% CHG</u>
<b>NIH Awards</b>	\$18,942,456	\$22,484,350	18.7
<b>Dept. Of Education Awards</b>	\$8,069,694	\$8,859,507	9.8
<b>Dept. Of Defense Awards</b>	\$11,471,780	\$5,003,828	(56.4)
<b>NSF Awards</b>	\$6,483,681	\$7,043,771	8.6
<b>Non Profit Awards</b>	\$10,993,006	\$14,473,332	31.7
<b>State and Municipalities Awards</b>	\$4,005,775	\$3,849,242	(3.9)
<b>Dept. Of Energy Awards</b>	\$4,423,094	\$3,892,804	(12.0)
<b>Business and Industry Awards</b>	\$2,765,481	\$2,418,121	(12.6)

### Amounts Awarded (In millions of dollars)



### Cumulative Amounts Awarded (In millions of dollars)



## Proposals by Department

<u>CAMPUS</u>	CURRENT MONTH March FY2006		YEAR TO DATE FY 2005 (July-Mar.)		YEAR TO DATE FY 2006 (July-Mar.)	
<b>Arts and Sciences, College of</b>						
African-American Studies Program	0	0	0	0	1	15,000
Anthropology	0	0	4	236,028	6	192,361
Archaeology & Anthropology, SC Institute of	0	0	11	1,114,715	12	1,114,193
Art	1	31,848	3	41,098	1	31,848
Baruch Institute	5	577,159	28	5,338,582	29	7,489,775
Biological Sciences	5	200,154	53	9,736,641	73	6,473,926
Chemistry & Biochemistry	8	1,030,449	61	18,775,762	75	13,661,096
COBRE: Center for Colon Cancer Research	0	0	2	200,226	3	584,871
Criminology & Criminal Justice, Department of	0	0	12	736,461	9	380,200
English	0	0	3	56,136	8	349,690
Geography	0	0	20	1,300,419	24	1,232,463
Geological Sciences	3	652,892	37	3,589,766	47	6,252,784
History	2	256,408	16	789,616	14	489,280
International Studies, Institute of	0	0	0	0	1	321,583
Languages, Literatures, and Cultures, Department of	0	0	2	13,042	0	0
Liberal Arts - (Dean)	0	0	2	19,970	0	0
Linguistics Program	0	0	1	11,936	1	20,000
Marine Science	4	4,850	0	0	4	4,850
Mathematics	0	0	17	1,034,624	22	1,421,887
McKissick Museum	2	8,918	4	55,099	2	8,918
Naval Science	0	0	1	3,000	0	0
Philosophy	0	0	1	49,548	1	274,650
Physics & Astronomy	3	443,396	35	6,253,385	19	2,791,717
Political Science	0	0	10	152,424	8	196,503
Psychology	6	961,884	31	6,867,112	36	16,671,382
Public Service & Policy Research, Institute for	1	10,788	8	129,933	7	183,237
Science & Math Administration	0	0	1		0	0
Science Education, Center for	0	0	0	0	4	67,252
Sociology	0	0	6	239,040	9	292,229
Statistics	1	18,370	10	580,431	10	459,867
Theatre and Dance, Department of	0	0	1	23,625	1	16,875
Women's Studies	0	0	1	107,237	0	0
<b>Total:</b>	<b>41</b>	<b>4,197,116</b>	<b>381</b>	<b>57,455,856</b>	<b>427</b>	<b>60,998,437</b>
<b>Business &amp; Finance</b>						
Facilities Management/Operational Services	0	0	1	6,200	0	0
Recycling & Waste Management	0	0	1	7,500	1	9,400
<b>Total:</b>	<b>0</b>	<b>0</b>	<b>2</b>	<b>13,700</b>	<b>1</b>	<b>9,400</b>

## Proposals by Department

<u>CAMPUS</u>	CURRENT MONTH March FY2006		YEAR TO DATE FY 2005 (July-Mar.)		YEAR TO DATE FY 2006 (July-Mar.)	
<b>Business, Moore School of</b>						
Business, Moore School of - Dean's Office	0	0	6	254,456	1	450,000
Business, Moore School of - Division of Research	1	0	10	667,484	2	368,395
Small Business Development Center	0	0	0	0	3	1,506,187
<b>Total:</b>	<b>1</b>	<b>0</b>	<b>16</b>	<b>921,940</b>	<b>6</b>	<b>2,324,582</b>
<b>Education, College of</b>						
Education	0	0	3	364,498	0	0
Education Leadership & Policies	0	0	1	3,721	5	81,275
Educational Studies, Department of	3	597,414	6	275,865	9	1,174,414
Instruction & Teacher Education	3	322,021	23	1,916,363	15	1,088,320
Office of Program Evaluation	1	38,400	9	472,504	7	314,492
Physical Education	0	0	2	28,000	6	208,000
<b>Total:</b>	<b>7</b>	<b>957,835</b>	<b>44</b>	<b>3,060,951</b>	<b>42</b>	<b>2,866,501</b>
<b>Engineering &amp; Information Technology, College of</b>						
Chemical Engineering	13	1,114,702	44	5,779,548	55	5,077,268
Civil & Environmental Engineering	6	684,261	38	2,551,430	41	2,889,216
Computer Science & Engineering	2	455,418	29	2,927,927	25	2,720,737
Electrical Engineering	4	344,222	30	4,993,378	24	2,415,670
Engineering & Information Technology, College of	0	0	4	266,200	4	68,522
Mechanical Engineering	6	1,195,913	52	4,227,698	56	6,347,826
SC Alliance for Minority Participation (SCAMP)	0	0	0	0	1	44,638
<b>Total:</b>	<b>31</b>	<b>3,794,516</b>	<b>197</b>	<b>20,746,181</b>	<b>206</b>	<b>19,563,877</b>
<b>English Program for Internationals</b>						
English Program for Internationals	0	0	1	146,233	0	0
<b>Total:</b>	<b>0</b>	<b>0</b>	<b>1</b>	<b>146,233</b>	<b>0</b>	<b>0</b>
<b>Enrollment Management</b>						
Student Financial Aid & Scholarships	0	0	2	38,335	0	0
<b>Total:</b>	<b>0</b>	<b>0</b>	<b>2</b>	<b>38,335</b>	<b>0</b>	<b>0</b>
<b>Environment, School of the</b>						
Earth Sciences & Resources Institute	2	57,985	5	995,018	9	405,020
Environment, School of the	0	0	4	652,046	4	736,874
<b>Total:</b>	<b>2</b>	<b>57,985</b>	<b>9</b>	<b>1,647,064</b>	<b>13</b>	<b>1,141,894</b>
<b>Honors College, South Carolina</b>						
Honors College, South Carolina	0	0	2	12,654	2	15,495
<b>Total:</b>	<b>0</b>	<b>0</b>	<b>2</b>	<b>12,654</b>	<b>2</b>	<b>15,495</b>
<b>Hospitality, Retail &amp; Sport Management, College of</b>						
Hotel, Restaurant & Tourism Administration	0	0	0	0	3	78,500

## Proposals by Department

<u>CAMPUS</u>	CURRENT MONTH March FY2006		YEAR TO DATE FY 2005 (July-Mar.)		YEAR TO DATE FY 2006 (July-Mar.)	
Retailing, Department of	0	0	3	48,984	3	295,513
Sport & Entertainment Management	0	0	0	0	1	35,000
Technology Support & Training Management	0	0	1	70,500	0	0
<b>Total:</b>	<b>0</b>	<b>0</b>	<b>4</b>	<b>119,484</b>	<b>7</b>	<b>409,013</b>
<b>Law Enforcement &amp; Safety</b>						
Law Enforcement & Safety	0	0	2	103,045	1	181,652
<b>Total:</b>	<b>0</b>	<b>0</b>	<b>2</b>	<b>103,045</b>	<b>1</b>	<b>181,652</b>
<b>Law, School of</b>						
Law, School of	2	718,692	8	1,207,370	13	1,779,000
<b>Total:</b>	<b>2</b>	<b>718,692</b>	<b>8</b>	<b>1,207,370</b>	<b>13</b>	<b>1,779,000</b>
<b>Mass Communications &amp; Information Studies, College</b>						
Journalism & Mass Communications, School of	0	0	10	234,968	8	278,040
Library & Information Sciences, School of	0	0	4	502,092	4	338,288
Mass Communications & Information Studies, College of	0	0	4	332,670	4	374,531
<b>Total:</b>	<b>0</b>	<b>0</b>	<b>18</b>	<b>1,069,730</b>	<b>16</b>	<b>990,859</b>
<b>Medicine, College of</b>						
Biostatistics, Bioinformatics and Epidemiology	0	0	0	0	1	58,143
Hollings Cancer Center	1	118,310	0	0	1	118,310
<b>Total:</b>	<b>1</b>	<b>118,310</b>	<b>0</b>	<b>0</b>	<b>2</b>	<b>176,453</b>
<b>Medicine, School of</b>						
Cancer Center, South Carolina	2	54,375	0	0	9	394,037
Cell & Developmental Biology & Anatomy	4	499,600	20	2,726,516	47	8,886,808
Cell Biology & Neurosciences	0	0	3	868,131	3	361,000
Family & Preventive Medicine	0	0	10	1,855,257	5	850,257
Internal Medicine	4	323,400	18	3,028,832	16	1,019,633
Medicine Library	0	0	0	0	1	7,068
Medicine, School of - (Dean)	0	0	1	240,000	2	95,000
Neuropsychiatry	0	0	7	1,069,927	11	1,238,735
Obstetrics & Gynecology	1	12,200	6	286,086	4	117,652
Ophthalmology	0	0	1	100,000	0	0
Orthopaedic Surgery	0	0	2	59,498	0	0
Pathology & Microbiology	2	369,460	16	1,734,788	36	5,940,216
Pediatrics	1	500,000	18	3,635,609	23	5,325,359
Pharmacology, Physiology & Neuroscience	0	0	22	2,742,196	20	2,725,244
Radiology	0	0	0	0	1	26,668
Research & Special Projects	1	3,000	4	169,000	4	165,587
Surgery	0	0	5	879,404	3	478,455

## Proposals by Department

<u>CAMPUS</u>	CURRENT MONTH March FY2006		YEAR TO DATE FY 2005 (July-Mar.)		YEAR TO DATE FY 2006 (July-Mar.)	
<b>Total:</b>	<b>15</b>	<b>1,762,035</b>	<b>133</b>	<b>19,395,244</b>	<b>185</b>	<b>27,631,719</b>
<b>Music, School of</b>						
Music, School of	0	0	1	10,000	0	0
<b>Total:</b>	<b>0</b>	<b>0</b>	<b>1</b>	<b>10,000</b>	<b>0</b>	<b>0</b>
<b>Nursing, College of</b>						
Nursing	0	0	13	3,755,107	6	2,575,197
<b>Total:</b>	<b>0</b>	<b>0</b>	<b>13</b>	<b>3,755,107</b>	<b>6</b>	<b>2,575,197</b>
<b>Pharmacy, College of</b>						
Basic Pharmaceutical Sciences	2	520,000	9	1,156,740	14	2,542,606
Palmetto Poison Center	0	0	0	0	1	6,010
Pharmaceutical & Health Outcomes Sciences	0	0	1	37,000	0	0
Pharmaceutical Sciences	4	718,113	0	0	4	718,113
Pharmacy - (General)	0	0	3	307,752	0	0
Pharmacy Practice	0	0	2	115,500	2	284,603
<b>Total:</b>	<b>6</b>	<b>1,238,113</b>	<b>15</b>	<b>1,616,992</b>	<b>21</b>	<b>3,551,332</b>
<b>Provost, Office of the</b>						
Provost, Office of the	0	0	1		0	0
TRIO Programs	0	0	2	784,547	4	1,000,478
<b>Total:</b>	<b>0</b>	<b>0</b>	<b>3</b>	<b>784,547</b>	<b>4</b>	<b>1,000,478</b>
<b>Public Health, Arnold School of</b>						
Communication Sciences & Disorders	0	0	4	282,900	15	2,426,296
Environmental Health Sciences	1	42,782	14	1,887,626	11	927,315
Epidemiology & Biostatistics	4	675,087	31	5,625,882	53	12,558,558
Exercise Science	0	0	15	1,464,611	26	2,623,371
Health Promotion, Education & Behavior	0	0	26	5,274,689	18	774,251
Health Services & Policy Research, Center for	1	99,209	9	834,425	6	326,417
Health Services Policy and Management	3	8,445	46	1,391,180	40	1,166,948
Prevention Research Center	1	606,210	10	1,533,606	6	1,828,522
Public Health, Arnold School of - Dean	0	0	2	145,416	3	375,608
Public Health, Arnold School of - General	0	0	1	67,992	2	308,083
Research & Nutrition & Health Disparities, Center for	1	184,895	2	52,930	13	1,803,725
<b>Total:</b>	<b>11</b>	<b>1,616,628</b>	<b>160</b>	<b>18,561,257</b>	<b>193</b>	<b>25,119,094</b>
<b>Research &amp; Health Sciences, Vice President</b>						
Biomedical Research Infrastructure Network (BRIN)	0	0	2		0	0
Cancer Prevention Control Program	0	0	0	0	1	104,920
Hydrogen Fuel Cell Research, Institute for	1	75,580	0	0	1	75,580
NanoCenter	1	335,589	0	0	3	376,839
Research, Vice President for - (General)	1	45,414	1	250,000	2	70,414

## Proposals by Department

<u>CAMPUS</u>	CURRENT MONTH March FY2006		YEAR TO DATE FY 2005 (July-Mar.)		YEAR TO DATE FY 2006 (July-Mar.)	
<b>Total:</b>	<b>3</b>	<b>456,583</b>	<b>3</b>	<b>250,000</b>	<b>7</b>	<b>627,753</b>
<b>Senior &amp; Regional Campuses</b>						
Regional Campuses & Continuing Education	0	0	3	668,991	0	0
<b>Total:</b>	<b>0</b>	<b>0</b>	<b>3</b>	<b>668,991</b>	<b>0</b>	<b>0</b>
<b>Social Work, College of</b>						
Families in Society, Institute for	0	0	10	535,759	7	689,427
Social Work, College of	0	0	28	6,581,310	43	1,794,442
<b>Total:</b>	<b>0</b>	<b>0</b>	<b>38</b>	<b>7,117,069</b>	<b>50</b>	<b>2,483,869</b>
<b>Student Affairs, Division of</b>						
Housing & Residential Services	0	0	0	0	1	143,222
Student Health	0	0	1	125,198	1	1,000
Student Life	0	0	2	30,000	1	147,126
<b>Total:</b>	<b>0</b>	<b>0</b>	<b>3</b>	<b>155,198</b>	<b>3</b>	<b>291,348</b>
<b>University 101</b>						
University 101	0	0	1	94,691	0	0
<b>Total:</b>	<b>0</b>	<b>0</b>	<b>1</b>	<b>94,691</b>	<b>0</b>	<b>0</b>
<b>University Libraries</b>						
Libraries & Collections	0	0	1	69,433	0	0
South Caroliniana Library	0	0	1	69,837	0	0
Thomas Cooper Library	0	0	1	93,405	2	1,080,000
<b>Total:</b>	<b>0</b>	<b>0</b>	<b>3</b>	<b>232,675</b>	<b>2</b>	<b>1,080,000</b>
<b>USC Aiken</b>						
USC Aiken	0	0	17	746,833	17	1,278,955
<b>Total:</b>	<b>0</b>	<b>0</b>	<b>17</b>	<b>746,833</b>	<b>17</b>	<b>1,278,955</b>
<b>USC Beaufort</b>						
USC Beaufort	0	0	6	511,763	4	380,607
<b>Total:</b>	<b>0</b>	<b>0</b>	<b>6</b>	<b>511,763</b>	<b>4</b>	<b>380,607</b>
<b>USC Lancaster</b>						
USC Lancaster	0	0	5	739,381	5	229,025
<b>Total:</b>	<b>0</b>	<b>0</b>	<b>5</b>	<b>739,381</b>	<b>5</b>	<b>229,025</b>
<b>USC Salkehatchie</b>						
USC Salkehatchie	0	0	8	282,935	7	696,403
<b>Total:</b>	<b>0</b>	<b>0</b>	<b>8</b>	<b>282,935</b>	<b>7</b>	<b>696,403</b>
<b>USC Sumter</b>						
USC Sumter	1	1,550	3	300,761	3	12,506

# Proposals by Department

**CAMPUS**

	CURRENT MONTH March FY2006		YEAR TO DATE FY 2005 (July-Mar.)		YEAR TO DATE FY 2006 (July-Mar.)	
<b>Total:</b>	<b>1</b>	<b>1,550</b>	<b>3</b>	<b>300,761</b>	<b>3</b>	<b>12,506</b>
<b>USC Union</b>						
USC Union	0	0	1	234,229	0	0
<b>Total:</b>	<b>0</b>	<b>0</b>	<b>1</b>	<b>234,229</b>	<b>0</b>	<b>0</b>
<b>USC Upstate</b>						
USC Upstate	2	478,542	22	2,614,925	20	1,091,494
<b>Total:</b>	<b>2</b>	<b>478,542</b>	<b>22</b>	<b>2,614,925</b>	<b>20</b>	<b>1,091,494</b>
<b>Report Total:</b>	<b>123</b>	<b>15,397,905</b>	<b>1124</b>	<b>144,615,141</b>	<b>1263</b>	<b>158,506,943</b>