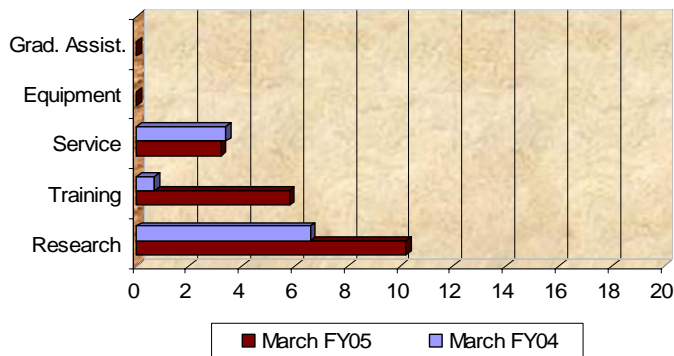


# Sponsored Awards Management (SAM)

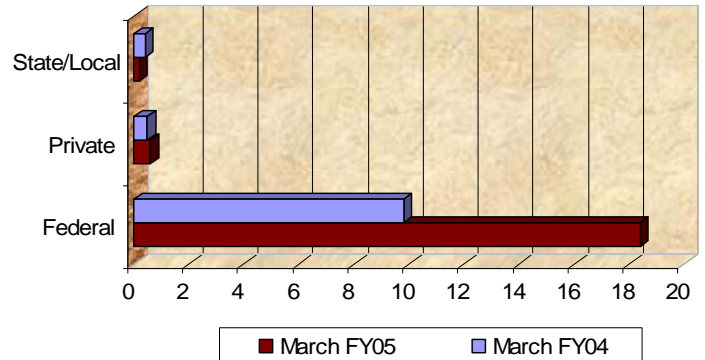
## Monthly Report Summary - March 2005

SAM ACTIVITY	March FY2005	YTD FY04 July-March	YTD FY05 July-March	YTD % Change
<b>Award Totals</b>	<b>\$19,160,486</b>	<b>\$102,372,324</b>	<b>\$102,149,209</b>	<b>(0.2)</b>
<b>Source</b>				
Federal	\$18,396,149	\$89,656,805	\$85,501,279	(4.6)
Private	\$600,331	\$9,087,662	\$12,499,691	37.5
State	\$164,006	\$3,627,857	\$4,148,239	14.3
<b>Purpose</b>				
Research	\$10,173,995	\$70,269,795	\$63,906,239	(9.1)
Public Service	\$8,986,491	\$32,102,529	\$38,242,970	19.1
<b>Sponsors</b>				
NIH	\$1,443,650	\$19,976,735	\$18,607,665	(6.9)
NSF	\$1,503,832	\$8,832,528	\$6,656,278	(24.6)
<b>Proposals</b>				
Submissions	109	1137	1060	(6.8)
Dollars Requested	\$14,471,451	\$167,023,658	\$127,667,750	(23.6)
<b>Expenditures</b>				
Research Direct	\$4,922,023	\$48,659,034	\$46,988,908	(3.4)
Research IDC	\$1,324,265	\$12,496,945	\$12,431,649	(0.5)
<b>Notable Areas</b>				
Health Science Colleges	\$9,420,474	\$39,938,131	\$45,384,028	13.6
Education	\$160,055	\$3,155,048	\$3,474,916	10.1
Engineering & IT	\$6,847,336	\$13,357,234	\$15,193,595	13.7
Arts and Sciences	\$2,384,753	\$33,353,667	\$27,303,430	(18.1)
Senior and Regional Campuses	\$206,858	\$5,192,030	\$4,742,956	(8.6)

**Summary by Purpose**



**Summary by Source**



Amounts Received (In millions of dollars)

## Awards by Department

<u>CAMPUS</u>	CURRENT MONTH March FY2005	YEAR TO DATE FY 2004 (July-March)	YEAR TO DATE FY 2005 (July-March)
<b>Arts and Sciences, College of</b>			
African-American Studies Program	0	0	9,000
Anthropology	3,000	81,125	3,000
Archaeology & Anthropology, SC Institute of	268,182	1,014,763	1,289,572
Art	0	80,444	11,000
Baruch Institute	0	4,006,937	5,086,680
Biological Sciences	680,118	6,969,334	4,776,288
Chemistry & Biochemistry	269,462	5,075,212	3,712,305
COBRE: Center for Colon Cancer Research	93,282	0	1,510,817
Comparative Literature	0	24,000	0
Criminology & Criminal Justice, Department of	0	215,298	465,042
English	5,000	81,701	46,133
English Program for Internationals	0	229,309	0
Geography	87,667	979,342	1,191,865
Geological Sciences	288,467	2,891,260	1,841,235
History	0	102,078	281,253
Languages, Literatures, and Cultures, Department of	0	0	9,542
Marine Science	0	50,000	0
Mathematics	10,000	811,804	714,835
McKissick Museum	0	92,184	87,145
Naval Science	0	3,000	3,000
Philosophy	0	1,350,000	0
Physics & Astronomy	198,000	1,744,841	932,660
Political Science	0	122,741	62,087
Psychology	260,100	5,209,501	3,563,419
Public Service & Policy Research, Institute for	176,475	773,046	518,179
Religious Studies	0	15,000	4,000
Science & Math Administration	0	0	578,780
Science Education, Center for	45,000	12,400	45,000
Sociology	0	100,000	159,652
Southern Studies, Institute for	0	830,040	0
Statistics	0	468,057	377,316
Theatre and Dance, Department of	0	20,250	23,625
<b>Total:</b>	<b>2,384,753</b>	<b>33,353,667</b>	<b>27,303,430</b>
<b>Business &amp; Finance</b>			
Campus Services	0	5,875	0
Facilities Management/Operational Services	0	6,600	6,200
Recycling & Waste Management	0	0	7,500
<b>Total:</b>	<b>0</b>	<b>12,475</b>	<b>13,700</b>

## Awards by Department

<u>CAMPUS</u>	CURRENT MONTH March FY2005	YEAR TO DATE FY 2004 (July-March)	YEAR TO DATE FY 2005 (July-March)
<b>Business, Moore School of</b>			
Business, Moore School of - Dean's Office	0	0	759,185
Business, Moore School of - Division of Research	2,750	521,952	455,289
Small Business Development Center	0	883,297	0
<b>Total:</b>	<b>2,750</b>	<b>1,405,249</b>	<b>1,214,474</b>
<b>Education, College of</b>			
Education	0	144,122	373,802
Education Leadership & Policies	0	244,832	39,881
Educational Studies, Department of	37,500	439,755	416,652
Instruction & Teacher Education	101,055	1,701,363	1,850,144
Office of Program Evaluation	21,500	462,217	443,093
Physical Education	0	24,000	28,151
SC Educational Policy Center	0	0	323,193
School Improvement Council Assistance	0	138,759	0
<b>Total:</b>	<b>160,055</b>	<b>3,155,048</b>	<b>3,474,916</b>
<b>Engineering &amp; Information Technology, College of</b>			
Chemical Engineering	251,595	2,193,863	1,946,000
Civil & Environmental Engineering	0	967,557	374,163
Computer Science & Engineering	103,182	1,252,936	489,070
Electrical Engineering	4,586,859	7,086,536	6,761,165
Engineering & Information Technology, College of	0	450,972	2,455,120
Mechanical Engineering	1,905,700	1,405,370	3,168,077
<b>Total:</b>	<b>6,847,336</b>	<b>13,357,234</b>	<b>15,193,595</b>
<b>English Program for Internationals</b>			
English Program for Internationals	0	0	2,066
<b>Total:</b>	<b>0</b>	<b>0</b>	<b>2,066</b>
<b>Enrollment Management</b>			
Student Financial Aid & Scholarships	0	38,335	356,620
<b>Total:</b>	<b>0</b>	<b>38,335</b>	<b>356,620</b>
<b>Environment, School of the</b>			
Earth Sciences & Resources Institute	0	945,699	848,160
Environment, School of the	0	881,072	569,683
<b>Total:</b>	<b>0</b>	<b>1,826,771</b>	<b>1,417,843</b>
<b>Honors College, South Carolina</b>			
Honors College, South Carolina	0	4,000	12,654
<b>Total:</b>	<b>0</b>	<b>4,000</b>	<b>12,654</b>

## Awards by Department

<u>CAMPUS</u>	CURRENT MONTH March FY2005	YEAR TO DATE FY 2004 (July-March)	YEAR TO DATE FY 2005 (July-March)
<b>Hospitality, Retail &amp; Sport Management, College of</b>			
Retailing, Department of	0	20,000	19,984
Sport & Entertainment Management	0	13,500	0
<b>Total:</b>	<b>0</b>	<b>33,500</b>	<b>19,984</b>
<b>Information Technology, Office of</b>			
Information Technology, Office of	0	20,000	0
<b>Total:</b>	<b>0</b>	<b>20,000</b>	<b>0</b>
<b>Law Enforcement &amp; Safety</b>			
Law Enforcement & Safety	0	0	23,030
<b>Total:</b>	<b>0</b>	<b>0</b>	<b>23,030</b>
<b>Law, School of</b>			
Law, School of	0	1,317,482	1,329,042
<b>Total:</b>	<b>0</b>	<b>1,317,482</b>	<b>1,329,042</b>
<b>Mass Communications &amp; Information Studies, College</b>			
Journalism & Mass Communications, School of	74,003	201,099	94,234
Library & Information Sciences, School of	0	721,307	3,704
Mass Communications & Information Studies, College of	58,257	0	58,257
<b>Total:</b>	<b>132,260</b>	<b>922,406</b>	<b>156,195</b>
<b>Medicine, School of</b>			
Cancer Center, South Carolina	0	0	15,000
Cell & Developmental Biology & Anatomy	671,894	2,183,945	2,199,830
Cell Biology & Neurosciences	0	227,588	324,888
Family & Preventive Medicine	120,000	76,293	659,274
Internal Medicine	2,273,519	3,588,496	4,552,526
Medicine Library	0	266,316	0
Medicine, School of - (Dean)	7,500	673,900	482,225
Microbiology & Immunology	0	565,236	0
Neuropsychiatry	1,050	341,268	758,955
Obstetrics & Gynecology	0	123,952	960,019
Ophthalmology	884	11,510	817,888
Orthopaedic Surgery	0	0	394,545
Pathology & Microbiology	0	486,642	814,347
Pediatrics	16,850	1,433,049	4,565,563
Pharmacology, Physiology & Neuroscience	0	877,243	1,198,970
Radiology	0	472,613	0
Research & Special Projects	0	0	121,000
Surgery	139,644	37,766	259,712
<b>Total:</b>	<b>3,231,341</b>	<b>11,365,817</b>	<b>18,124,742</b>

## Awards by Department

<u>CAMPUS</u>	CURRENT MONTH March FY2005	YEAR TO DATE FY 2004 (July-March)	YEAR TO DATE FY 2005 (July-March)
<b>Music, School of</b> Music, School of	6,000	39,955	6,000
<b>Total:</b>	<b>6,000</b>	<b>39,955</b>	<b>6,000</b>
<b>Nursing, College of</b> Nursing	3,674	1,169,085	511,067
<b>Total:</b>	<b>3,674</b>	<b>1,169,085</b>	<b>511,067</b>
<b>Pharmacy, College of</b> Basic Pharmaceutical Sciences	0	456,273	1,148,660
Palmetto Poison Center	59,767	0	482,330
Pharmaceutical & Health Outcomes Sciences	0	0	64,413
Pharmacy - (Dean)	0	13,500	0
Pharmacy - (General)	0	866,800	0
Pharmacy Practice	0	94,850	137,000
<b>Total:</b>	<b>59,767</b>	<b>1,431,423</b>	<b>1,832,403</b>
<b>Provost, Office of the</b> Provost, Office of the TRIO Programs	0 0	4,267 1,251,110	5,000 957,935
<b>Total:</b>	<b>0</b>	<b>1,255,377</b>	<b>962,935</b>
<b>Public Health, Arnold School of</b> Communication Sciences & Disorders	0	82,450	80,250
Environmental Health Sciences	55,279	3,508,656	2,205,904
Epidemiology & Biostatistics	634,490	3,807,551	2,030,491
Exercise Science	500	3,313,489	2,969,711
Health Promotion, Education & Behavior	57,804	3,190,083	3,477,059
Health Services & Policy Research, Center for	8,630	651,840	1,254,705
Health Services Policy and Management	2,211	938,528	747,651
Prevention Research Center	0	1,680,093	1,393,696
Public Health, Arnold School of - Dean	125,500	336,880	127,613
Research & Nutrition & Health Disparities, Center for	48,678	0	2,269,874
<b>Total:</b>	<b>933,092</b>	<b>17,509,570</b>	<b>16,556,954</b>
<b>Research &amp; Health Sciences, Vice President</b> Research, Vice President for - (General)	0	0	500,000
Sponsored Awards Management	0	169,510	12,445
<b>Total:</b>	<b>0</b>	<b>169,510</b>	<b>512,445</b>

## Awards by Department

### CAMPUS

	<b>CURRENT MONTH March FY2005</b>	<b>YEAR TO DATE FY 2004 (July-March)</b>	<b>YEAR TO DATE FY 2005 (July-March)</b>
<b>Senior and Regional Campuses</b>			
USC Aiken	58,215	1,052,648	1,268,176
USC Beaufort	10,000	364,649	670,460
USC Lancaster	0	462,031	476,231
USC Salkehatchie	103,360	479,203	483,290
USC Sumter	0	260,182	874,841
USC Union	0	227,407	0
USC Upstate	35,283	2,345,910	969,958
<b>Total:</b>	<b>206,858</b>	<b>5,192,030</b>	<b>4,742,956</b>
<b>Social Work, College of</b>			
Families in Society, Institute for	54,005	3,112,951	1,468,159
Social Work, College of	5,138,595	5,349,285	6,890,703
<b>Total:</b>	<b>5,192,600</b>	<b>8,462,236</b>	<b>8,358,862</b>
<b>Student Affairs, Division of</b>			
International Programs for Students	0	0	3,296
Student Health	0	311,154	0
Student Life	0	20,000	20,000
<b>Total:</b>	<b>0</b>	<b>331,154</b>	<b>23,296</b>
<b>Report Total:</b>	<b>19,160,486</b>	<b>102,372,324</b>	<b>102,149,209</b>

# Awards Received by Source

July-March YTD (FY2005)

	Federal	Non Profit	State	Commercial	Local	Other
<b>Arts and Sciences, College of</b>						
African-American Studies Program	-	-	9,000	-	-	-
Anthropology	-	-	3,000	-	-	-
Archaeology & Anthropology, SC Institute of	1,178,886	-	103,385	-	7,301	-
Art	-	10,000	-	-	1,000	-
Baruch Institute	5,086,680	-	-	-	-	-
Biological Sciences	4,707,633	48,590	20,065	-	-	-
Chemistry & Biochemistry	3,452,447	139,369	12,595	107,894	-	-
COBRE: Center for Colon Cancer Research	1,510,817	-	-	-	-	-
Criminology & Criminal Justice, Department of	446,542	-	18,500	-	-	-
English	46,133	-	-	-	-	-
Geography	902,701	58,900	230,264	-	-	-
Geological Sciences	1,572,835	-	-	10,400	-	258,000
History	171,033	32,064	61,036	12,120	5,000	-
Languages, Literatures, and Cultures, Departme	-	9,542	-	-	-	-
Mathematics	666,404	-	48,431	-	-	-
McKissick Museum	87,145	-	-	-	-	-
Naval Science	3,000	-	-	-	-	-
Physics & Astronomy	864,538	12,000	21,722	34,400	-	-
Political Science	15,000	-	3,181	-	43,906	-
Psychology	3,495,452	-	15,000	11,430	174,949	6,561
Public Service & Policy Research, Institute for	433,610	14,569	70,000	-	-	-
Religious Studies	-	4,000	-	-	-	-
Science & Math Administration	578,780	-	-	-	-	-
Science Education, Center for	45,000	-	-	-	-	-
Sociology	159,652	-	-	-	-	-
Statistics	323,419	-	46,498	7,399	-	-
Theatre and Dance, Department of	-	-	23,625	-	-	-
<b>Total:</b>	<b>25,747,707</b>	<b>189,061</b>	<b>686,302</b>	<b>183,643</b>	<b>232,156</b>	<b>264,561</b>
<b>Business &amp; Finance</b>						
Facilities Management/Operational Services	6,200	-	-	-	-	-
Recycling & Waste Management	-	-	7,500	-	-	-
<b>Total:</b>	<b>6,200</b>	<b>-</b>	<b>7,500</b>	<b>-</b>	<b>-</b>	<b>-</b>
<b>Business, Moore School of</b>						
Business, Moore School of - Dean's Office	759,185	-	-	-	-	-
Business, Moore School of - Division of Researc	365,644	7,370	7,130	31,812	-	43,333
<b>Total:</b>	<b>1,124,829</b>	<b>7,370</b>	<b>7,130</b>	<b>31,812</b>	<b>-</b>	<b>43,333</b>
<b>Education, College of</b>						
Education	367,709	-	6,093	-	-	-
Education Leadership & Policies	39,881	-	-	-	-	-
Educational Studies, Department of	416,652	-	-	-	-	-
Instruction & Teacher Education	1,287,672	80,749	378,444	103,279	-	-

# Awards Received by Source

July-March YTD (FY2005)

	Federal	Non Profit	State	Commercial	Local	Other
Office of Program Evaluation	256,593	-	186,500	-	-	-
Physical Education	-	151	-	28,000	-	-
SC Educational Policy Center	223,193	-	100,000	-	-	-
<b>Total:</b>	<b>2,591,700</b>	<b>80,900</b>	<b>671,037</b>	<b>131,279</b>	-	-
<b>Engineering &amp; Information Technology, College of</b>						
Chemical Engineering	1,096,900	2,000	-	847,100	-	-
Civil & Environmental Engineering	233,643	-	-	140,520	-	-
Computer Science & Engineering	479,959	-	18,650	-	-	-
Electrical Engineering	6,620,244	-	20,760	110,361	-	9,800
Engineering & Information Technology, College o	2,397,936	-	40,984	-	-	16,200
Mechanical Engineering	2,430,078	-	217,249	520,750	-	-
<b>Total:</b>	<b>13,258,760</b>	<b>2,000</b>	<b>297,643</b>	<b>1,609,192</b>	-	<b>26,000</b>
<b>English Program for Internationals</b>						
English Program for Internationals	2,066	-	-	-	-	-
<b>Total:</b>	<b>2,066</b>	-	-	-	-	-
<b>Enrollment Management</b>						
Student Financial Aid & Scholarships	356,620	-	-	-	-	-
<b>Total:</b>	<b>356,620</b>	-	-	-	-	-
<b>Environment, School of the</b>						
Earth Sciences & Resources Institute	848,160	-	-	-	-	-
Environment, School of the	406,883	161,000	-	-	-	1,800
<b>Total:</b>	<b>1,255,043</b>	<b>161,000</b>	-	-	-	<b>1,800</b>
<b>Honors College, South Carolina</b>						
Honors College, South Carolina	8,269	-	4,385	-	-	-
<b>Total:</b>	<b>8,269</b>	-	<b>4,385</b>	-	-	-
<b>Hospitality, Retail &amp; Sport Management, College of</b>						
Retailing, Department of	-	19,984	-	-	-	-
<b>Total:</b>	-	<b>19,984</b>	-	-	-	-
<b>Law Enforcement &amp; Safety</b>						
Law Enforcement & Safety	23,030	-	-	-	-	-
<b>Total:</b>	<b>23,030</b>	-	-	-	-	-
<b>Law, School of</b>						
Law, School of	1,052,149	111,424	-	-	-	165,469
<b>Total:</b>	<b>1,052,149</b>	<b>111,424</b>	-	-	-	<b>165,469</b>
<b>Mass Communications &amp; Information Studies, College of</b>						
Journalism & Mass Communications, School of	77,270	-	16,964	-	-	-

# Awards Received by Source

July-March YTD (FY2005)

	Federal	Non Profit	State	Commercial	Local	Other
Library & Information Sciences, School of	-	-	-	2,954	750	-
Mass Communications & Information Studies, Co	58,257	-	-	-	-	-
<b>Total:</b>	<b>135,527</b>	<b>-</b>	<b>16,964</b>	<b>2,954</b>	<b>750</b>	<b>-</b>
<b>Medicine, School of</b>						
Cancer Center, South Carolina	15,000	-	-	-	-	-
Cell & Developmental Biology & Anatomy	2,079,830	120,000	-	-	-	-
Cell Biology & Neurosciences	324,888	-	-	-	-	-
Family & Preventive Medicine	129,280	461,224	68,770	-	-	-
Internal Medicine	2,751,481	1,620,621	-	80,367	-	100,057
Medicine, School of - (Dean)	-	424,225	-	-	-	58,000
Neuropsychiatry	179,366	472,788	87,000	19,801	-	-
Obstetrics & Gynecology	264,975	569,758	125,286	-	-	-
Ophthalmology	505,325	309,958	-	2,605	-	-
Orthopaedic Surgery	-	394,545	-	-	-	-
Pathology & Microbiology	795,567	-	-	18,780	-	-
Pediatrics	3,948,573	383,183	164,109	69,698	-	-
Pharmacology, Physiology & Neuroscience	1,058,970	140,000	-	-	-	-
Research & Special Projects	-	1,000	50,000	70,000	-	-
Surgery	172,752	79,408	7,552	-	-	-
<b>Total:</b>	<b>12,226,007</b>	<b>4,976,710</b>	<b>502,717</b>	<b>261,251</b>	<b>-</b>	<b>158,057</b>
<b>Music, School of</b>						
Music, School of	-	6,000	-	-	-	-
<b>Total:</b>	<b>-</b>	<b>6,000</b>	<b>-</b>	<b>-</b>	<b>-</b>	<b>-</b>
<b>Nursing, College of</b>						
Nursing	495,655	6,412	9,000	-	-	-
<b>Total:</b>	<b>495,655</b>	<b>6,412</b>	<b>9,000</b>	<b>-</b>	<b>-</b>	<b>-</b>
<b>Pharmacy, College of</b>						
Basic Pharmaceutical Sciences	1,148,660	-	-	-	-	-
Palmetto Poison Center	476,713	-	5,617	-	-	-
Pharmaceutical & Health Outcomes Sciences	64,413	-	-	-	-	-
Pharmacy Practice	-	-	-	37,000	-	100,000
<b>Total:</b>	<b>1,689,786</b>	<b>-</b>	<b>5,617</b>	<b>37,000</b>	<b>-</b>	<b>100,000</b>
<b>Provost, Office of the</b>						
Provost, Office of the	-	-	5,000	-	-	-
TRIO Programs	957,935	-	-	-	-	-
<b>Total:</b>	<b>957,935</b>	<b>-</b>	<b>5,000</b>	<b>-</b>	<b>-</b>	<b>-</b>
<b>Public Health, Arnold School of</b>						
Communication Sciences & Disorders	72,750	-	7,500	-	-	-
Environmental Health Sciences	2,118,605	69,299	-	18,000	-	-
Epidemiology & Biostatistics	1,754,742	205,306	48,343	22,100	-	-

# Awards Received by Source

July-March YTD (FY2005)

	Federal	Non Profit	State	Commercial	Local	Other
Exercise Science	2,448,189	413,366	-	108,156	-	-
Health Promotion, Education & Behavior	3,209,526	145,553	74,261	4,300	22,854	20,565
Health Services & Policy Research, Center for	1,053,533	43,744	61,632	-	-	95,796
Health Services Policy and Management	499,996	10,920	94,500	40,474	2,211	92,750
Prevention Research Center	1,293,818	99,878	-	-	-	-
Public Health, Arnold School of - Dean	-	127,613	-	-	-	-
Research & Nutrition & Health Disparities, Cente	2,269,874	-	-	-	-	-
<b>Total:</b>	<b>14,721,033</b>	<b>1,115,679</b>	<b>286,236</b>	<b>193,030</b>	<b>25,065</b>	<b>209,111</b>
<b>Research &amp; Health Sciences, Vice President</b>						
Families in Society, Institute for	599,583	789,494	47,411	-	-	31,671
Research, Vice President for - (General)	-	-	-	250,000	250,000	6,800
Sponsored Awards Management	12,445	-	-	-	-	-
<b>Total:</b>	<b>612,028</b>	<b>789,494</b>	<b>47,411</b>	<b>250,000</b>	<b>250,000</b>	<b>38,471</b>
<b>Social Work, College of</b>						
Social Work, College of	6,426,860	243,520	202,401	4,000	8,040	5,882
<b>Total:</b>	<b>6,426,860</b>	<b>243,520</b>	<b>202,401</b>	<b>4,000</b>	<b>8,040</b>	<b>5,882</b>
<b>Student Affairs, Division of</b>						
International Programs for Students	3,296	-	-	-	-	-
Student Health	-	-	-	-	-	-
Student Life	20,000	-	-	-	-	-
<b>Total:</b>	<b>23,296</b>	<b>-</b>	<b>-</b>	<b>-</b>	<b>-</b>	<b>-</b>
<b>USC Aiken</b>						
USC Aiken	536,741	50,000	631,435	-	50,000	-
<b>Total:</b>	<b>536,741</b>	<b>50,000</b>	<b>631,435</b>	<b>-</b>	<b>50,000</b>	<b>-</b>
<b>USC Beaufort</b>						
USC Beaufort	401,893	85,000	133,567	-	50,000	-
<b>Total:</b>	<b>401,893</b>	<b>85,000</b>	<b>133,567</b>	<b>-</b>	<b>50,000</b>	<b>-</b>
<b>USC Lancaster</b>						
USC Lancaster	472,231	-	4,000	-	-	-
<b>Total:</b>	<b>472,231</b>	<b>-</b>	<b>4,000</b>	<b>-</b>	<b>-</b>	<b>-</b>
<b>USC Salkehatchie</b>						
USC Salkehatchie	268,202	211,500	3,588	-	-	-
<b>Total:</b>	<b>268,202</b>	<b>211,500</b>	<b>3,588</b>	<b>-</b>	<b>-</b>	<b>-</b>
<b>USC Sumter</b>						
USC Sumter	263,682	611,159	-	-	-	-
<b>Total:</b>	<b>263,682</b>	<b>611,159</b>	<b>-</b>	<b>-</b>	<b>-</b>	<b>-</b>

# Awards Received by Source

July-March YTD (FY2005)

---

	<b>Federal</b>	<b>Non Profit</b>	<b>State</b>	<b>Commercial</b>	<b>Local</b>	<b>Other</b>
<b>USC Upstate</b>						
USC Upstate	844,030	86,783	10,295	26,000	-	2,850
<b>Total:</b>	<b>844,030</b>	<b>86,783</b>	<b>10,295</b>	<b>26,000</b>	<b>-</b>	<b>2,850</b>
	<b>85,501,279</b>	<b>8,753,996</b>	<b>3,532,228</b>	<b>2,730,161</b>	<b>616,011</b>	<b>1,015,534</b>

## Awards Received by Unit and Purpose

July-March YTD - FY2005

	Research	Service	Training	GA	Equip.	Total
<b>Arts and Sciences, College of</b>						
African-American Studies Program	-	9,000	-	-	-	9,000
Anthropology	-	-	-	3,000	-	3,000
Archaeology & Anthropology, SC Institute of	1,112,894	176,678	-	-	-	1,289,572
Art	11,000	-	-	-	-	11,000
Baruch Institute	5,086,680	-	-	-	-	5,086,680
Biological Sciences	4,331,952	249,261	-	195,075	-	4,776,288
Chemistry & Biochemistry	3,639,114	34,921	-	38,270	-	3,712,305
COBRE: Center for Colon Cancer Research	1,510,817	-	-	-	-	1,510,817
Criminology & Criminal Justice, Department of	465,042	-	-	-	-	465,042
English	30,633	15,500	-	-	-	46,133
Geography	790,492	-	268,408	132,965	-	1,191,865
Geological Sciences	1,895,833	10,400	-	-	-	1,841,235
History	171,033	-	-	110,220	-	281,253
Languages, Literatures, and Cultures, Department of	-	9,542	-	-	-	9,542
Mathematics	714,835	-	-	-	-	714,835
McKissick Museum	2,450	84,695	-	-	-	87,145
Naval Science	-	-	3,000	-	-	3,000
Physics & Astronomy	932,660	-	-	-	-	932,660
Political Science	15,000	-	-	47,087	-	62,087
Psychology	3,495,452	71,200	-	-	-	3,563,419
Public Service & Policy Research, Institute for	277,135	241,044	-	-	-	518,179
Religious Studies	4,000	-	-	-	-	4,000
Science & Math Administration	163,670	-	415,110	-	-	578,780
Science Education, Center for	45,000	-	-	-	-	45,000
Sociology	159,652	-	-	-	-	159,652
Statistics	330,619	-	15,728	30,969	-	377,316
Theatre and Dance, Department of	-	-	-	23,625	-	23,625
<b>Total:</b>	<b>25,185,963</b>	<b>902,241</b>	<b>702,246</b>	<b>512,980</b>	<b>-</b>	<b>27,303,430</b>
<b>Business &amp; Finance</b>						
Facilities Management/Operational Services	-	-	6,200	-	-	6,200
Recycling & Waste Management	-	7,500	-	-	-	7,500
<b>Total:</b>	<b>-</b>	<b>7,500</b>	<b>6,200</b>	<b>-</b>	<b>-</b>	<b>13,700</b>
<b>Business, Moore School of</b>						
Business, Moore School of - Dean's Office	-	759,185	-	-	-	759,185
Business, Moore School of - Division of Research	455,289	-	-	-	-	455,289
<b>Total:</b>	<b>455,289</b>	<b>759,185</b>	<b>-</b>	<b>-</b>	<b>-</b>	<b>1,214,474</b>
<b>Education, College of</b>						
Education	94,122	273,587	6,093	-	-	373,802

	Research	Service	Training	GA	Equip.	Total
Education Leadership & Policies	39,881	-	-	-	-	39,881
Educational Studies, Department of	43,488	37,500	335,664	-	-	416,652
Instruction & Teacher Education	88,749	726,321	1,035,074	-	-	1,850,144
Office of Program Evaluation	166,193	266,900	10,000	-	-	443,093
Physical Education	-	151	-	28,000	-	28,151
SC Educational Policy Center	243,193	80,000	-	-	-	323,193
<b>Total:</b>	<b>675,626</b>	<b>1,384,459</b>	<b>1,386,831</b>	<b>28,000</b>	<b>-</b>	<b>3,474,916</b>
<b>Engineering &amp; Information Technology, College of</b>						
Chemical Engineering	1,876,575	-	2,000	-	67,425	1,946,000
Civil & Environmental Engineering	374,163	-	-	-	-	374,163
Computer Science & Engineering	479,959	-	-	9,111	-	489,070
Electrical Engineering	6,751,365	-	-	9,800	-	6,761,165
Engineering & Information Technology, College of	2,438,920	16,200	-	-	-	2,455,120
Mechanical Engineering	2,633,332	-	492,023	42,722	-	3,168,077
<b>Total:</b>	<b>14,554,314</b>	<b>16,200</b>	<b>494,023</b>	<b>61,633</b>	<b>67,425</b>	<b>15,193,595</b>
<b>English Program for Internationals</b>						
English Program for Internationals	-	-	2,066	-	-	2,066
<b>Total:</b>	<b>-</b>	<b>-</b>	<b>2,066</b>	<b>-</b>	<b>-</b>	<b>2,066</b>
<b>Enrollment Management</b>						
Student Financial Aid & Scholarships	-	356,620	-	-	-	356,620
<b>Total:</b>	<b>-</b>	<b>356,620</b>	<b>-</b>	<b>-</b>	<b>-</b>	<b>356,620</b>
<b>Environment, School of the</b>						
Earth Sciences & Resources Institute	848,160	-	-	-	-	848,160
Environment, School of the	532,883	35,000	1,800	-	-	569,683
<b>Total:</b>	<b>1,381,043</b>	<b>35,000</b>	<b>1,800</b>	<b>-</b>	<b>-</b>	<b>1,417,843</b>
<b>Honors College, South Carolina</b>						
Honors College, South Carolina	-	4,385	-	8,269	-	12,654
<b>Total:</b>	<b>-</b>	<b>4,385</b>	<b>-</b>	<b>8,269</b>	<b>-</b>	<b>12,654</b>
<b>Hospitality, Retail &amp; Sport Management, College of</b>						
Retailing, Department of	-	19,984	-	-	-	19,984
<b>Total:</b>	<b>-</b>	<b>19,984</b>	<b>-</b>	<b>-</b>	<b>-</b>	<b>19,984</b>
<b>Law Enforcement &amp; Safety</b>						
Law Enforcement & Safety	-	-	-	-	23,030	23,030
<b>Total:</b>	<b>-</b>	<b>-</b>	<b>-</b>	<b>-</b>	<b>23,030</b>	<b>23,030</b>
<b>Law, School of</b>						
Law, School of	-	1,329,042	-	-	-	1,329,042
<b>Total:</b>	<b>-</b>	<b>1,329,042</b>	<b>-</b>	<b>-</b>	<b>-</b>	<b>1,329,042</b>
<b>Mass Communications &amp; Information Studies, College of</b>						
Journalism & Mass Communications, School of	-	78,303	-	16,964	-	94,234

	Research	Service	Training	GA	Equip.	Total
Library & Information Sciences, School of	-	-	-	3,704	-	3,704
Mass Communications & Information Studies, College o	58,257	-	-	-	-	58,257
<b>Total:</b>	<b>57,224</b>	<b>78,303</b>	<b>-</b>	<b>20,668</b>	<b>-</b>	<b>156,195</b>
<b>Medicine, School of</b>						
Cancer Center, South Carolina	15,000	-	-	-	-	15,000
Cell & Developmental Biology & Anatomy	2,199,830	-	-	-	-	2,199,830
Cell Biology & Neurosciences	324,888	-	-	-	-	324,888
Family & Preventive Medicine	-	639,274	20,000	-	-	659,274
Internal Medicine	881,526	3,673,000	-	-	-	4,552,526
Medicine, School of - (Dean)	58,000	424,225	-	-	-	482,225
Neuropsychiatry	199,167	559,788	-	-	-	758,955
Obstetrics & Gynecology	264,975	645,044	50,000	-	-	960,019
Ophthalmology	507,930	309,958	-	-	-	817,888
Orthopaedic Surgery	-	394,545	-	-	-	394,545
Pathology & Microbiology	735,157	43,000	35,410	780	-	814,347
Pediatrics	91,631	4,400,189	73,743	-	-	4,565,563
Pharmacology, Physiology & Neuroscience	1,157,600	-	41,370	-	-	1,198,970
Research & Special Projects	70,000	51,000	-	-	-	121,000
Surgery	180,304	79,408	-	-	-	259,712
<b>Total:</b>	<b>6,686,008</b>	<b>11,219,431</b>	<b>218,523</b>	<b>780</b>	<b>-</b>	<b>18,124,742</b>
<b>Music, School of</b>						
Music, School of	-	6,000	-	-	-	6,000
<b>Total:</b>	<b>-</b>	<b>6,000</b>	<b>-</b>	<b>-</b>	<b>-</b>	<b>6,000</b>
<b>Nursing, College of</b>						
Nursing	324,538	5,412	182,104	-	-	511,067
<b>Total:</b>	<b>324,538</b>	<b>5,412</b>	<b>182,104</b>	<b>-</b>	<b>-</b>	<b>511,067</b>
<b>Pharmacy, College of</b>						
Basic Pharmaceutical Sciences	1,148,660	-	-	-	-	1,148,660
Palmetto Poison Center	-	482,330	-	-	-	482,330
Pharmaceutical & Health Outcomes Sciences	64,413	-	-	-	-	64,413
Pharmacy Practice	37,000	100,000	-	-	-	137,000
<b>Total:</b>	<b>1,250,073</b>	<b>582,330</b>	<b>-</b>	<b>-</b>	<b>-</b>	<b>1,832,403</b>
<b>Provost, Office of the</b>						
Provost, Office of the	5,000	-	-	-	-	5,000
TRIO Programs	-	983,506	-	-	-	983,506
<b>Total:</b>	<b>-</b>	<b>983,506</b>	<b>-</b>	<b>-</b>	<b>-</b>	<b>983,506</b>
<b>Public Health, Arnold School of</b>						
Communication Sciences & Disorders	72,750	-	7,500	-	-	80,250
Environmental Health Sciences	1,007,310	-	1,180,594	18,000	-	2,205,904
Epidemiology & Biostatistics	1,846,508	-	38,234	145,749	-	2,030,491
Exercise Science	2,942,955	-	-	26,756	-	2,969,711
Health Promotion, Education & Behavior	939,765	94,952	2,354,427	87,915	-	3,477,059
Health Services & Policy Research, Center for	726,963	510,903	16,839	-	-	1,254,705

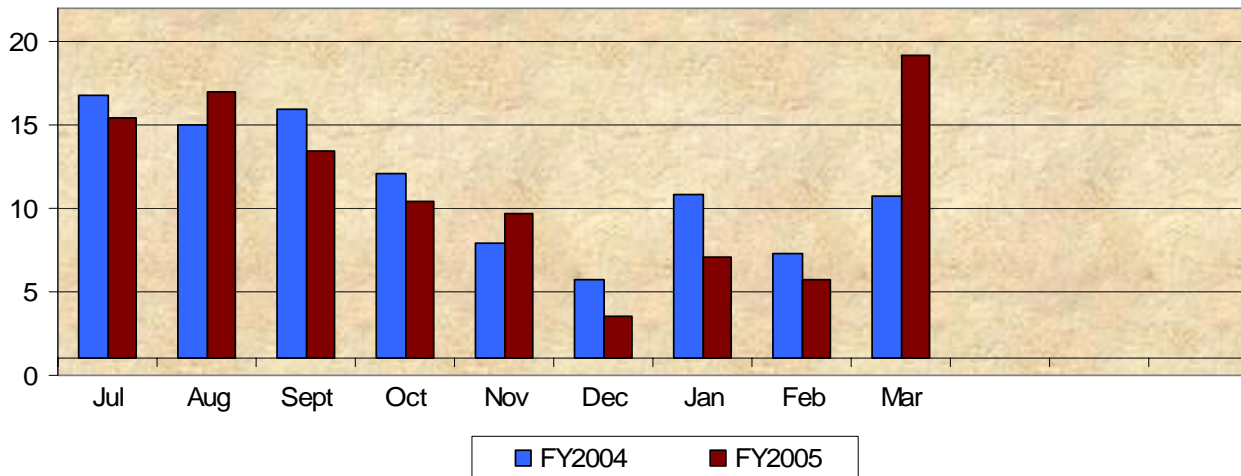
	<b>Research</b>	<b>Service</b>	<b>Training</b>	<b>GA</b>	<b>Equip.</b>	<b>Total</b>
Health Services Policy and Management	544,156	-	-	203,495	-	747,651
Prevention Research Center	1,393,696	-	-	-	-	1,393,696
Public Health, Arnold School of - Dean	-	127,613	-	-	-	127,613
Research & Nutrition & Health Disparities, Center for	2,436,376	7,998	-	-	-	2,269,874
<b>Total:</b>	<b>11,910,479</b>	<b>741,466</b>	<b>3,597,594</b>	<b>307,415</b>	<b>-</b>	<b>16,556,954</b>
<b>Research &amp; Health Sciences, Vice President</b>						
Families in Society, Institute for	739,583	728,576	-	-	-	1,468,159
Research, Vice President for - (General)	250,000	-	-	-	250,000	500,000
Sponsored Awards Management	12,445	-	-	-	-	12,445
<b>Total:</b>	<b>1,002,028</b>	<b>728,576</b>	<b>-</b>	<b>-</b>	<b>250,000</b>	<b>1,980,604</b>
<b>Social Work, College of</b>						
Social Work, College of	20,000	1,090,902	5,724,087	55,714	-	6,890,703
<b>Total:</b>	<b>20,000</b>	<b>1,090,902</b>	<b>5,724,087</b>	<b>55,714</b>	<b>-</b>	<b>6,890,703</b>
<b>Student Affairs, Division of</b>						
International Programs for Students	-	-	3,296	-	-	3,296
Student Health	-	-	-	-	-	0
Student Life	-	20,000	-	-	-	20,000
<b>Total:</b>	<b>-</b>	<b>20,000</b>	<b>3,296</b>	<b>-</b>	<b>-</b>	<b>23,296</b>
<b>USC Aiken</b>						
USC Aiken	123,882	762,168	382,126	-	-	1,268,176
<b>Total:</b>	<b>123,882</b>	<b>762,168</b>	<b>382,126</b>	<b>-</b>	<b>-</b>	<b>1,268,176</b>
<b>USC Beaufort</b>						
USC Beaufort	97,461	407,153	90,846	-	75,000	670,460
<b>Total:</b>	<b>97,461</b>	<b>407,153</b>	<b>90,846</b>	<b>-</b>	<b>75,000</b>	<b>670,460</b>
<b>USC Lancaster</b>						
USC Lancaster	-	476,231	-	-	-	476,231
<b>Total:</b>	<b>-</b>	<b>476,231</b>	<b>-</b>	<b>-</b>	<b>-</b>	<b>476,231</b>
<b>USC Salkehatchie</b>						
USC Salkehatchie	-	483,290	-	-	-	483,290
<b>Total:</b>	<b>-</b>	<b>483,290</b>	<b>-</b>	<b>-</b>	<b>-</b>	<b>483,290</b>
<b>USC Sumter</b>						
USC Sumter	-	874,841	-	-	-	874,841
<b>Total:</b>	<b>-</b>	<b>874,841</b>	<b>-</b>	<b>-</b>	<b>-</b>	<b>874,841</b>
<b>USC Upstate</b>						
USC Upstate	202,882	751,263	10,813	5,000	-	969,958
<b>Total:</b>	<b>202,882</b>	<b>751,263</b>	<b>10,813</b>	<b>5,000</b>	<b>-</b>	<b>969,958</b>

<b>Research</b>	<b>Service</b>	<b>Training</b>	<b>GA</b>	<b>Equip.</b>	<b>Total</b>
<b>63,906,239</b>	<b>24,025,488</b>	<b>12,802,555</b>	<b>999,472</b>	<b>415,455</b>	<b>102,149,209</b>

## Funding Agency Comparison Report Year-To-Date - March - 2005

	<u>FY2004</u>	<u>FY2005</u>	<u>% CHG</u>
NIH Awards	\$19,976,735	\$18,607,665	(6.9)
Dept. Of Education Awards	\$8,230,772	\$7,524,076	(8.6)
Dept. Of Defense Awards	\$10,565,032	\$10,921,780	3.4
NSF Awards	\$8,832,528	\$6,656,278	(24.6)
Non Profit Awards	\$6,003,509	\$8,421,810	40.3
State and Municipalities Awards	\$3,199,485	\$5,256,592	64.3
Dept. Of Energy Awards	\$3,400,009	\$4,388,094	29.1
Business and Industry Awards	\$2,015,539	\$2,937,434	45.7

**Amounts Awarded (In millions of dollars)**



**Cumulative Amounts Awarded (In millions of dollars)**

