

**RESEARCH AND
HEALTH SCIENCES****MEMORANDUM**

To: Andrew Sorensen, Ph.D.
President

From: Harris Pastides, Ph.D.
Vice President for Research and Health Sciences

RE: Report of Sponsored Program Activity for March 2004

Date: May 6, 2004

While YTD award dollars continue to trend ahead of FY2003, March awards decreased.

- March awards totaled \$10.7 million in new funding—a decrease of 42 percent compared to March 2003.
- Total YTD awards through March reached \$102.4 million (compared to \$101.5 million in FY2003)—an increase of one percent.
- Faculty submitted 109 proposals requesting \$17 million during March 2004. To date in FY2004, SPS has processed 1139 proposals requesting \$167 million. Over the same period of FY2003, SPS processed 1204 proposals requesting \$162 million.

	March FY04	YTD FY03 July - March	YTD FY04 July - March	YTD Change
Award Dollars	\$10,692,573	\$101,524,325	\$102,372,324	1%
Research Direct Expenditures	\$4,948,407	\$42,705,674	\$48,659,034	13.9%
Research IDC Expenditures	\$1,179,543	\$11,218,832	\$12,496,945	11.4%
Proposals Submitted	109	1204	1139	(-5)%
Proposal Dollars Requested	\$17,006,171	\$162,390,667	\$167,051,158	2.9%
Notable Areas				
Health Science Colleges	\$5,459,530	\$44,394,896	\$39,938,131	(-10)%
Engineering & Information Technology	\$535,182	\$12,330,776	\$13,357,234	8%
Liberal Arts, College of	\$680,348	\$9,125,724	\$11,323,822	24%
Science and Mathematics, College of	\$1,974,664	\$20,623,382	\$22,029,845	7%
Senior and Regional Campuses	\$795,406	\$5,790,437	\$5,192,030	(-10)%

cc: Jerome D. Odom, Ph.D.
Tony Boccanfuso, Ph.D.
Ed Walton
R. Steven Etheredge
Richard Kelly

Sponsored Programs and Research

Monthly Report

SUMMARY OF AWARDS March - 2004

By Purpose

Research Awards	\$6,551,878
Training Awards	\$731,252
Service Awards	\$3,388,403
Graduate Assistantship	\$21,040

TOTAL: \$10,692,573

By Source

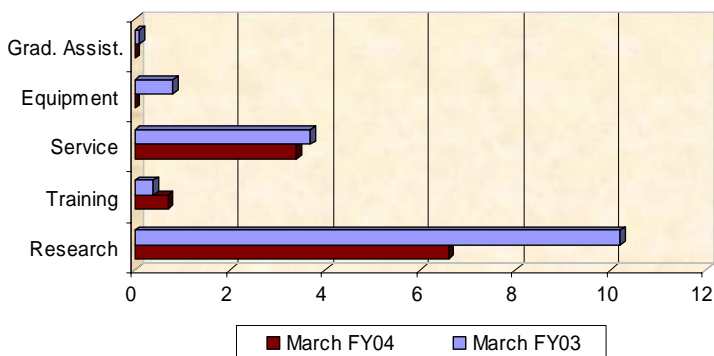
Federal Awards	\$9,842,595
Private Awards	\$488,902
State Awards	\$361,076

TOTAL: \$10,692,573

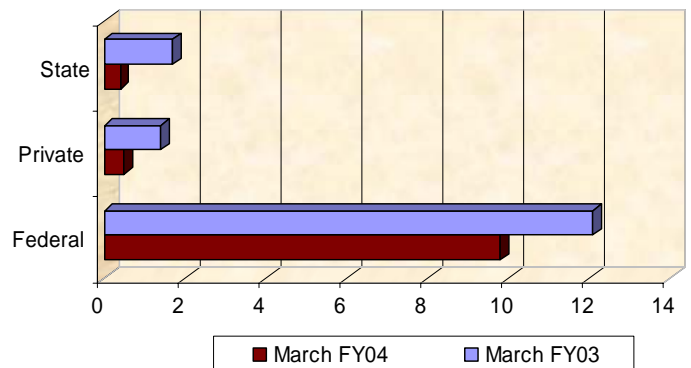
COMPARISON OF AMOUNT RECEIVED

March - 2004 vs. March - 2003

Summary by Purpose



Summary by Source



Amounts Received (In millions of dollars)

Awards by Department

<u>CAMPUS</u>	CURRENT MONTH March, 2004		YEAR TO DATE FY 2003 (July-March)		YEAR TO DATE FY 2004 (July-March)	
Business & Finance						
Campus Services	0	0	0	0	1	5,875
Facilities Management/Operational Services	0	0	0	0	1	6,600
Total:	0	\$0	0	\$0	2	\$12,475
Business, Moore School of						
Business Administration - Division of Research	1	28,206	29	546,217	8	521,952
Economics, Department of	0	0	1	88,738	0	0
Small Business Development Center	1	133,944	5	665,847	7	883,297
Total:	2	\$162,150	35	\$1,300,802	15	\$1,405,249
Education, College of						
Education	0	0	6	128,355	3	144,122
Education Leadership & Policies	0	0	6	235,289	6	244,832
Educational Psychology	0	0	8	457,163	5	439,755
Instruction & Teacher Education	3	183,393	24	2,598,457	19	1,701,363
Office of Program Evaluation	1	120,000	0	0	5	462,217
Physical Education	0	0	1	5,000	2	24,000
School Improvement Council Assistance	0	0	3	162,137	1	138,759
Total:	4	\$303,393	48	\$3,586,401	41	\$3,155,048
Engineering & Information Technology, College of						
Chemical Engineering	5	82,000	28	2,759,475	46	2,193,863
Civil & Environmental Engineering	2	14,000	16	624,814	20	967,557
Computer Science & Engineering	0	0	17	528,478	25	1,252,936
Electrical Engineering	3	46,627	13	6,393,168	34	7,086,536
Engineering & Information Technology, College of	3	37,812	7	387,071	9	450,972
Mechanical Engineering	3	354,743	18	1,637,770	22	1,405,370
Total:	16	\$535,182	99	\$12,330,776	156	\$13,357,234
Enrollment Management						
Student Financial Aid & Scholarships	0	0	1	35,166	1	38,335
Total:	0	\$0	1	\$35,166	1	\$38,335
Environment, School of the						
Earth Sciences & Resources Institute	1	720,000	4	27,050	11	945,699
Environment, School of the	1	8,000	10	611,078	10	881,072
Total:	2	\$728,000	14	\$638,128	21	\$1,826,771
Honors College, South Carolina						
Honors College, South Carolina	0	0	1	4,000	1	4,000
Total:	0	\$0	1	\$4,000	1	\$4,000

Awards by Department

<u>CAMPUS</u>	CURRENT MONTH March, 2004		YEAR TO DATE FY 2003 (July-March)		YEAR TO DATE FY 2004 (July-March)	
Hospitality, Retail & Sport Management, College of						
Retailing, Center for	0	0	1	8,000	1	20,000
Sport & Entertainment Management	0	0	0	0	1	13,500
Total:	0	\$0	1	\$8,000	2	\$33,500
Information Technology, Office of						
Information Technology, Office of	0	0	0	0	1	20,000
Total:	0	\$0	0	\$0	1	\$20,000
Law, School of						
Law, School of	0	0	10	1,121,133	14	1,317,482
Total:	0	\$0	10	\$1,121,133	14	\$1,317,482
Liberal Arts, College of						
Anthropology	0	0	0	0	2	81,125
Archaeology & Anthropology, SC Institute of	1	13,082	8	322,673	10	1,014,763
Art	0	0	1	1,200	2	80,444
Comparative Literature	1	24,000	0	0	1	24,000
Criminology & Criminal Justice, Department of	0	0	2	223,447	2	215,298
English	0	0	1	20,000	4	81,701
English Program for Internationals	1	229,309	1	280,140	1	229,309
Geography	2	51,037	18	781,654	18	979,342
History	0	0	13	148,845	9	102,078
McKissick Museum	0	0	4	133,877	2	92,184
Naval Science	0	0	2	4,000	1	3,000
Philosophy	0	0	4	205,900	2	1,350,000
Political Science	2	9,100	8	34,981	11	122,741
Psychology	2	306,000	40	3,998,630	35	5,209,501
Public Service & Policy Research, Institute for	2	47,820	15	2,690,463	12	773,046
Religious Studies	0	0	1	25,000	2	15,000
Sociology	0	0	2	148,757	1	100,000
Southern Studies, Institute for	0	0	2	106,157	2	830,040
Theatre, Speech & Dance	0	0	0	0	1	20,250
Total:	11	\$680,348	122	\$9,125,724	118	\$11,323,822
Mass Communications & Information Studies, College						
Journalism & Mass Communications, School of	0	0	8	49,606	5	201,099
Library & Information Sciences, School of	1	4,945	12	929,636	7	721,307
Total:	1	\$4,945	20	\$979,242	12	\$922,406
Medicine, School of						
Cell & Developmental Biology & Anatomy	3	811,538	21	2,096,646	21	2,183,945
Cell Biology & Neurosciences	1	227,588	2	97,308	1	227,588

Awards by Department

<u>CAMPUS</u>	CURRENT MONTH March, 2004		YEAR TO DATE FY 2003 (July-March)		YEAR TO DATE FY 2004 (July-March)	
Family & Preventive Medicine	1	15,000	7	1,302,894	5	76,293
Internal Medicine	9	2,327,744	34	3,286,677	50	3,588,496
Medicine Library	0	0	3	249,129	2	266,316
Medicine, School of - (Dean)	0	0	11	423,970	9	673,900
Microbiology & Immunology	0	0	6	679,603	5	565,236
Neuropsychiatry	1	243,251	6	487,296	2	341,268
Obstetrics & Gynecology	0	0	3	141,607	2	123,952
Ophthalmology	1	2,342	5	34,315	3	11,510
Pathology & Microbiology	1	258,100	8	582,187	8	486,642
Pediatrics/Developmental Disabilities, Center for	4	73,647	18	1,510,883	22	1,433,049
Pharmacology, Physiology & Neuroscience	0	0	9	735,348	10	877,243
Radiology	1	195,341	4	537,475	6	472,613
Surgery	1	1,414	2	24,410	5	37,766
Total:	23	\$4,155,965	139	\$12,189,748	151	\$11,365,817
Music, School of						
Music, School of	1	39,955	0	0	1	39,955
Total:	1	\$39,955	0	\$0	1	\$39,955
Nursing, College of						
Academic & Student Affairs	0	0	3	74,831	1	8,700
Nursing - (General)	1	31,808	10	862,432	11	1,160,385
Total:	1	\$31,808	13	\$937,263	12	\$1,169,085
Pharmacy, College of						
Basic Pharmaceutical Sciences	0	0	7	615,839	7	456,273
Pharmacy - (Dean)	0	0	2	49,500	1	13,500
Pharmacy - (General)	2	163,594	5	513,253	11	866,800
Pharmacy Practice	0	0	3	114,505	3	94,850
Total:	2	\$163,594	17	\$1,293,097	22	\$1,431,423
Provost, Office of the						
Provost, Office of the	0	0	1	4,335	1	4,267
TRIO Programs	0	0	5	1,253,694	4	1,251,110
Total:	0	\$0	6	\$1,258,029	5	\$1,255,377
Public Health, Arnold School of						
Communication Sciences & Disorders	1	72,750	4	87,808	2	82,450
Environmental Health Sciences	2	211,140	38	3,251,039	39	3,508,656
Epidemiology & Biostatistics	3	67,585	51	4,645,585	43	3,807,551
Exercise Science	3	611,952	24	2,637,934	28	3,313,489
Health Promotion, Education & Behavior	2	5,825	49	3,078,060	35	3,190,083
Health Services & Policy Research, Center for	1	74,978	9	411,902	20	651,840

Awards by Department

<u>CAMPUS</u>	CURRENT MONTH March, 2004		YEAR TO DATE FY 2003 (July-March)		YEAR TO DATE FY 2004 (July-March)	
Health Services Policy & Management	0	0	32	953,285	25	938,528
Prevention Research Center	0	0	8	1,879,252	6	1,680,093
Public Health, Arnold School of - Dean	0	0	4	4,513,494	2	336,880
Total:	12	\$1,044,230	219	\$21,458,359	200	\$17,509,570
Research, Vice President for						
Sponsored Programs & Research	0	0	1	24,000	4	169,510
Technology Incubator	0	0	1	160,000	0	0
Total:	0	\$0	2	\$184,000	4	\$169,510
Science and Mathematics, College of						
Baruch Institute	0	0	17	4,415,231	15	4,006,937
Biological Sciences	7	1,313,420	51	6,031,474	67	6,969,334
Chemistry & Biochemistry	2	16,972	52	4,989,654	45	5,075,212
Geological Sciences	6	419,723	45	2,655,176	40	2,891,260
Marine Science	0	0	0	0	4	50,000
Mathematics	1	35,501	4	322,501	11	811,804
Physics & Astronomy	2	179,051	28	1,775,190	30	1,744,841
Science Education, Center for	0	0	1	12,400	1	12,400
Statistics	1	9,997	15	421,756	12	468,057
Total:	19	\$1,974,664	213	\$20,623,382	225	\$22,029,845
Senior and Regional Campuses						
USC Aiken	2	199,373	24	1,961,712	21	1,052,648
USC Beaufort	0	0	9	956,344	8	364,649
USC Lancaster	0	0	3	467,971	3	462,031
USC Salkehatchie	2	222,596	7	474,635	7	479,203
USC Spartanburg	8	373,437	45	1,431,748	44	2,345,910
USC Sumter	0	0	2	260,079	2	260,182
USC Union	0	0	2	237,948	1	227,407
Total:	12	\$795,406	92	\$5,790,437	86	\$5,192,030
Social Work, College of						
Families in Society, Institute for	2	59,933	13	2,052,095	20	3,112,951
Social Work, College of	1	4,000	50	6,464,334	43	5,349,285
Total:	3	\$63,933	63	\$8,516,429	63	\$8,462,236
Student Affairs, Division of						
Health & Wellness Program	0	0	2	11,932	0	0
Student Affairs	0	0	1	20,000	0	0
Student Health	1	9,000	0	0	3	311,154
Student Life	0	0	1	112,277	1	20,000

Awards by Department

CAMPUS

	CURRENT MONTH March, 2004		YEAR TO DATE FY 2003 (July-March)		YEAR TO DATE FY 2004 (July-March)	
Total:	1	\$9,000	4	\$144,209	4	\$331,154
Report Total:	110	\$10,692,573	1119	\$101,524,325	1157	\$102,372,324

**Awards Associated with University-Wide Research
Centers and Institutes
March 2004**

Centers and Institutes

BIOMEDICAL RESEARCH THEME

Families in Society, Institute for	\$59,933
Pediatrics/Developmental Disabilities, Center for	\$96,817
Prevention Research Center	\$19,008
Health Services & Policy Research, Center for	\$74,978

Centers and Institutes within Biomedical Research Theme: \$250,736

Archaeology & Anthropology, SC Institute of	\$13,082
Baruch Institute	\$326,725
Earth Sciences & Resources Institute	\$720,000
NanoCenter	\$171,328
Palmetto Poison Center	\$163,594
Public Service & Policy Research, Institute for	\$47,820
Small Business Development Center	\$133,944

Total: \$1,827,229

Awards Received by Unit and Purpose

Fiscal Year 2004 (July 1, 2003 - March 31, 2004)

	Research	Training	Grad. Assist.	Equipment	Service
Business & Finance					
Campus Services	-	-	-	-	\$5,875
Facilities Management/Operational Services	-	\$6,600	-	-	-
Total	-	\$6,600	-	-	\$5,875
Business, Moore School of					
Business Administration - Division of Research	\$506,370	-	\$15,582	-	-
Small Business Development Center	\$10,000	-	-	-	\$873,297
Total	\$516,370	-	\$15,582	-	\$873,297
Education, College of					
Education	\$114,122	\$30,000	-	-	-
Education Leadership & Policies	\$183,074	-	\$6,050	-	\$55,708
Educational Psychology	\$200,649	\$239,106	-	-	-
Instruction & Teacher Education	\$59,282	\$448,490	-	-	\$1,193,591
Office of Program Evaluation	-	\$120,000	-	-	\$342,217
Physical Education	-	-	\$12,000	-	\$12,000
School Improvement Council Assistance	-	-	-	-	\$138,759
Total	\$557,127	\$837,596	\$18,050	-	\$1,742,275
Engineering & Information Technology, College of					
Chemical Engineering	\$2,181,863	\$12,000	-	-	-
Civil & Environmental Engineering	\$967,557	-	-	-	-
Computer Science & Engineering	\$1,108,768	\$20,000	\$124,168	-	-
Electrical Engineering	\$7,073,036	-	\$13,500	-	-
Engineering & Information Technology, College of	\$390,472	-	-	-	\$60,500
Mechanical Engineering	\$1,360,370	\$45,000	-	-	-
Total	\$13,082,066	\$77,000	\$137,668	-	\$60,500
Enrollment Management					
Student Financial Aid & Scholarships	-	-	-	-	\$38,335
Total	-	-	-	-	\$38,335
Environment, School of the					
Earth Sciences & Resources Institute	\$945,699	-	-	-	-
Environment, School of the	\$755,539	-	-	-	\$125,533
Total	\$1,701,238	-	-	-	\$125,533
Honors College, South Carolina					
Honors College, South Carolina	-	-	-	-	\$4,000
Total	-	-	-	-	\$4,000
Hospitality, Retail & Sport Management, College of					
Retailing, Center for	-	-	-	-	\$20,000
Sport & Entertainment Management	\$13,500	-	-	-	-

	Research	Training	Grad. Assist.	Equipment	Service
Total	\$13,500	-	-	-	\$20,000
Information Technology, Office of					
Information Technology, Office of	-	-	-	-	\$20,000
Total	-	-	-	-	\$20,000
Law, School of					
Law, School of	\$103,000	-	-	-	\$1,214,482
Total	\$103,000	-	-	-	\$1,214,482
Liberal Arts, College of					
Anthropology	\$81,125	-	-	-	-
Archaeology & Anthropology, SC Institute of	\$991,331	-	-	-	\$23,432
Art	\$1,200	-	-	-	\$79,244
Comparative Literature	\$24,000	-	-	-	-
Criminology & Criminal Justice, Department of	-	-	\$16,298	-	\$199,000
English	\$56,725	-	-	-	\$24,976
English Program for Internationals	-	\$229,309	-	-	-
Geography	\$771,311	\$188,631	\$19,400	-	-
History	\$40,000	-	\$62,078	-	-
McKissick Museum	\$1,200	-	-	-	\$90,984
Naval Science	-	\$3,000	-	-	-
Philosophy	\$1,350,000	-	-	-	-
Political Science	\$6,250	-	\$51,491	-	\$65,000
Psychology	\$5,105,024	-	\$64,064	-	\$40,413
Public Service & Policy Research, Institute for	\$33,870	-	\$8,000	-	\$731,176
Religious Studies	\$15,000	-	-	-	-
Sociology	-	-	-	-	\$100,000
Southern Studies, Institute for	\$262,040	-	-	-	\$568,000
Theatre, Speech & Dance	-	-	\$20,250	-	-
Total	\$8,739,076	\$420,940	\$241,581	-	\$1,922,225
Mass Communications & Information Studies, College of					
Journalism & Mass Communications, School of	-	-	-	-	\$201,099
Library & Information Sciences, School of	\$236,104	-	\$7,594	-	\$477,609
Total	\$236,104	-	\$7,594	-	\$678,708
Medicine, School of					
Cell & Developmental Biology & Anatomy	\$2,183,945	-	-	-	-
Cell Biology & Neurosciences	\$227,588	-	-	-	-
Family & Preventive Medicine	\$8,184	-	-	-	\$68,109
Internal Medicine	\$886,084	\$141,014	-	-	\$2,561,398
Medicine Library	\$266,316	-	-	-	-
Medicine, School of - (Dean)	\$37,500	\$606,400	-	\$30,000	-
Microbiology & Immunology	\$327,972	\$35,410	-	-	\$201,854
Neuropsychiatry	\$243,251	\$98,017	-	-	-
Obstetrics & Gynecology	\$59,000	-	-	-	\$64,952
Ophthalmology	\$11,510	-	-	-	-
Pathology & Microbiology	\$486,642	-	-	-	-
Pediatrics/Developmental Disabilities, Center for	\$48,334	\$109,623	-	-	\$1,275,092
Pharmacology, Physiology & Neuroscience	\$877,243	-	-	-	-
Radiology	\$227,003	-	-	-	\$245,610

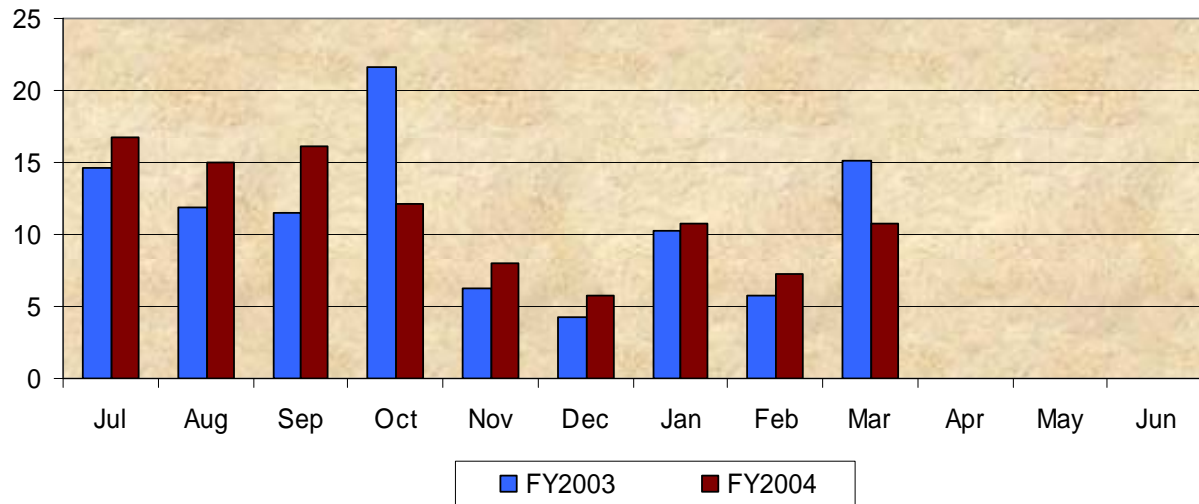
	Research	Training	Grad. Assist.	Equipment	Service
Surgery	\$9,766	\$16,000	-	-	\$12,000
Total	\$5,900,338	\$1,006,464	-	\$30,000	\$4,429,015
Music, School of					
Music, School of	-	-	-	-	\$39,955
Total	-	-	-	-	\$39,955
Nursing, College of					
Academic & Student Affairs	-	-	-	-	\$8,700
Nursing - (General)	\$772,538	\$387,847	-	-	-
Total	\$772,538	\$387,847	-	-	\$8,700
Pharmacy, College of					
Basic Pharmaceutical Sciences	\$456,273	-	-	-	-
Pharmacy - (Dean)	-	-	-	-	\$13,500
Pharmacy - (General)	\$469,592	-	-	-	\$397,208
Pharmacy Practice	\$7,800	\$10,300	-	-	\$76,750
Total	\$933,665	\$10,300	-	-	\$487,458
Provost, Office of the					
Provost, Office of the	\$4,267	-	-	-	-
TRIO Programs	-	-	-	-	\$1,251,110
Total	\$4,267	-	-	-	\$1,251,110
Public Health, Arnold School of					
Communication Sciences & Disorders	\$72,750	\$9,700	-	-	-
Environmental Health Sciences	\$2,540,182	\$968,474	-	-	-
Epidemiology & Biostatistics	\$3,417,839	\$15,000	\$143,432	-	\$231,280
Exercise Science	\$3,282,654	\$1,485	\$29,350	-	-
Health Promotion, Education & Behavior	\$547,477	\$2,412,586	\$134,304	-	\$95,716
Health Services & Policy Research, Center for	\$609,936	-	-	-	\$41,904
Health Services Policy & Management	\$852,534	-	\$85,994	-	-
Prevention Research Center	\$1,680,093	-	-	-	-
Public Health, Arnold School of - Dean	\$336,880	-	-	-	-
Total	\$13,455,521	\$3,407,245	\$393,080	-	\$368,900
Research, Vice President for					
Sponsored Programs & Research	\$144,510	-	-	-	\$25,000
Total	\$144,510	-	-	-	\$25,000
Science and Mathematics, College of					
Baruch Institute	\$3,977,737	-	-	-	\$29,200
Biological Sciences	\$6,498,751	\$2,000	-	-	\$468,583
Chemistry & Biochemistry	\$5,030,204	\$2,000	-	-	\$43,008
Geological Sciences	\$2,644,324	\$231,336	-	-	\$15,600
Marine Science	\$50,000	-	-	-	-
Mathematics	\$811,804	-	-	-	-
Physics & Astronomy	\$1,402,132	\$339,624	-	-	\$3,085
Science Education, Center for	\$12,400	-	-	-	-
Statistics	\$425,836	-	\$41,195	-	\$1,026
Total	\$20,853,188	\$574,960	\$41,195	-	\$560,502
Senior and Regional Campuses					
USC Aiken	\$354,632	\$124,956	-	-	\$573,060

	Research	Training	Grad. Assist.	Equipment	Service
USC Beaufort	-	-	-	-	\$364,649
USC Lancaster	-	-	-	-	\$462,031
USC Salkehatchie	\$182,984	-	-	-	\$296,219
USC Spartanburg	\$122,221	\$1,070,199	-	-	\$1,153,490
USC Sumter	-	-	-	-	\$260,182
USC Union	-	-	-	-	\$227,407
Total	\$659,837	\$1,195,155	-	-	\$3,337,038
Social Work, College of					
Families in Society, Institute for	\$2,506,522	-	-	-	\$606,429
Social Work, College of	\$43,754	\$4,495,931	\$140,660	-	\$668,940
Total	\$2,550,276	\$4,495,931	\$140,660	-	\$1,275,369
Student Affairs, Division of					
Student Health	-	-	-	-	\$311,154
Student Life	-	-	-	-	\$20,000
Total	-	-	-	-	\$331,154
Total University	\$70,107,445	\$ 12,420,038	\$995,410	\$30,000	\$18,819,431

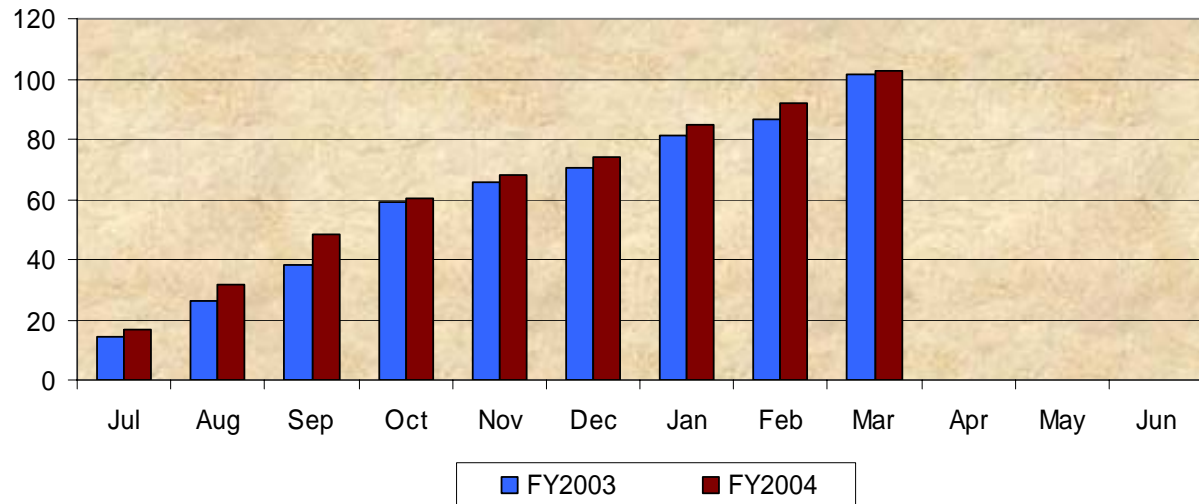
Funding Agency Comparison Report Year-To-Date - March - 2004

	<u>FISCAL YEAR - 2003</u>		<u>FISCAL YEAR - 2004</u>		<u>PERCENT CHANGE</u>
NIH Awards	133	\$16,372,842	161	\$19,976,735	22.0%
Dept. Of Education Awards	58	\$7,787,106	61	\$8,230,772	5.7%
Dept. Of Defense Awards	60	\$10,598,232	56	\$10,565,032	-0.3%
NSF Awards	80	\$7,370,637	80	\$8,832,528	19.8%
Non Profit Awards	147	\$4,529,685	141	\$6,003,509	32.5%
State and Municipalities Awards	138	\$5,229,101	106	\$3,199,485	-38.8%
Dept. Of Energy Awards	43	\$3,935,138	49	\$3,400,009	-13.6%
Business and Industry Awards	133	\$2,829,669	140	\$2,015,539	-28.8%

Amounts Awarded (In millions of dollars)



Cumulative Amounts Awarded (In millions of dollars)



Proposals by Department

<u>Campus</u>	CURRENT MONTH March, 2004		YEAR TO DATE FY 2003 (July -March)		YEAR TO DATE FY 2004 (July -March)	
Business & Finance						
Campus Services	0	0	0	0	1	7,430
Facilities Management/Operational Services	0	0	0	0	1	6,600
Total:	0	\$0	0	\$0	2	\$14,030
Business, Moore School of						
Business Administration - (Dean)	0	0	0	0	1	95,637
Business Administration - Division of Research	1	46,138	26	360,471	6	199,616
Economics, Department of	1	35,480	1	115,110	1	35,480
Small Business Development Center	0	0	4	1,372,178	2	1,137,217
Total:	2	\$81,618	31	\$1,847,759	10	\$1,467,950
Education, College of						
Education	0	0	6	124,395	2	50,000
Education Leadership & Policies	0	0	2	187,292	3	434,486
Educational Psychology	2	68,242	5	728,502	5	138,194
Instruction & Teacher Education	2	19,584	17	3,453,175	18	2,816,094
Office of Program Evaluation	2	209,622	0	0	7	592,422
Physical Education	0	0	0	0	2	24,000
School Improvement Council Assistance	0	0	1	12,000	0	0
Total:	6	\$297,448	31	\$4,505,364	37	\$4,055,196
Engineering & Information Technology, College of						
Chemical Engineering	6	368,350	45	7,921,365	41	5,455,390
Civil & Environmental Engineering	2	32,525	31	2,969,392	29	1,594,485
Computer Science & Engineering	5	594,233	40	4,962,857	32	3,901,101
Electrical Engineering	2	865,139	33	10,782,800	25	5,946,272
Engineering & Information Technology, College of	0	0	5	802,004	5	257,746
Mechanical Engineering	1	65,890	27	2,781,783	38	4,095,909
Total:	16	\$1,926,137	181	\$30,220,201	170	\$21,250,903
Environment, School of the						
Earth Sciences & Resources Institute	2	219,278	7	429,840	10	1,718,624
Environment, School of the	2	162,441	12	1,018,695	12	951,330
Total:	4	\$381,719	19	\$1,448,535	22	\$2,669,954
Graduate School						
Graduate School	0	0	1	12,983	0	0
Total:	0	\$0	1	\$12,983	0	\$0
Honors College, South Carolina						
Honors College, South Carolina	0	0	1	6,000	0	0

Proposals by Department

<u>Campus</u>	CURRENT MONTH March, 2004		YEAR TO DATE FY 2003 (July -March)		YEAR TO DATE FY 2004 (July -March)	
Total:	0	\$0	1	\$6,000	0	\$0
Hospitality, Retail & Sport Management, College of						
Hospitality, Retail & Sport Management, College of	0	0	0	0	1	151,434
Hotel, Restaurant & Tourism Management	0	0	0	0	1	400,000
Retailing, Center for	1	7,500	4	2,072,624	2	27,500
Sport & Entertainment Management	0	0	0	0	1	13,500
Total:	1	\$7,500	4	\$2,072,624	5	\$592,434
Law Enforcement & Safety						
Law Enforcement & Safety	0	0	0	0	1	44,834
Total:	0	\$0	0	\$0	1	\$44,834
Law, School of						
Law, School of	0	0	12	1,147,518	13	1,126,674
Total:	0	\$0	12	\$1,147,518	13	\$1,126,674
Liberal Arts, College of						
Anthropology	0	0	3	407,394	3	201,847
Archaeology & Anthropology, SC Institute of	1	105,902	9	2,287,518	13	1,731,109
Art	0	0	2	4,450	6	168,714
Comparative Literature	0	0	0	0	4	140,000
Criminology & Criminal Justice, Department of	1	52,426	2	77,747	6	644,691
English	0	0	2	131,900	12	442,362
English Program for Internationals	0	0	1	280,140	1	276,754
Geography	2	227,720	17	1,249,481	12	678,836
History	0	0	9	206,500	9	110,258
International Studies, Institute of	0	0	1	45,149	0	0
Linguistics Program	0	0	0	0	1	1,996
McKissick Museum	1	38,100	4	109,849	5	510,266
Philosophy	2	153,405	1	450,331	3	298,947
Political Science	2	9,100	12	599,453	10	280,168
Psychology	2	525,195	40	9,331,880	31	8,098,261
Public Service & Policy Research, Institute for	1	1,200	14	1,128,831	12	1,067,272
Religious Studies	0	0	1	25,000	2	15,000
Sociology	0	0	9	708,148	7	746,192
Southern Studies, Institute for	0	0	3	253,517	0	0
Theatre, Speech & Dance	0	0	0	0	3	27,750
Total:	12	\$1,113,048	130	\$17,297,288	140	\$15,440,423
Mass Communications & Information Studies, College						
Journalism & Mass Communications, School of	0	0	9	113,620	5	358,805
Library & Information Sciences, School of	0	0	14	1,288,838	5	67,594

Proposals by Department

<u>Campus</u>	CURRENT MONTH March, 2004		YEAR TO DATE FY 2003 (July -March)		YEAR TO DATE FY 2004 (July -March)	
Total:	0	\$0	23	\$1,402,458	10	\$426,399
Medicine, School of						
Cell & Developmental Biology & Anatomy	1	309,202	19	3,265,579	15	2,214,741
Cell Biology & Neurosciences	1	225,000	2	562,750	3	730,588
Family & Preventive Medicine	1	49,703	7	1,005,327	7	999,675
Internal Medicine	1	78,442	19	1,699,794	14	2,786,599
Medicine Library	0	0	1	27,042	0	0
Medicine, School of - (Dean)	0	0	4	343,880	3	338,500
Microbiology & Immunology	1	18,166	3	556,317	7	1,775,485
Neuropsychiatry	0	0	5	537,920	5	778,701
Obstetrics & Gynecology	0	0	1	71,165	2	177,103
Ophthalmology	0	0	1	30,200	1	564,655
Pathology & Microbiology	0	0	11	1,343,019	5	877,820
Pediatrics/Developmental Disabilities, Center for	1	428,463	8	1,445,014	13	1,411,812
Pharmacology, Physiology & Neuroscience	1	199,500	21	3,646,031	19	4,012,511
Radiology	0	0	4	142,311	3	248,641
Surgery	0	0	2	109,250	2	16,000
Total:	7	\$1,308,476	108	\$14,785,599	99	\$16,932,831
Music, School of						
Music, School of	2	53,755	1	1,000	2	53,755
Total:	2	\$53,755	1	\$1,000	2	\$53,755
Nursing, College of						
Academic & Student Affairs	0	0	2	1,169,827	2	2,164,079
Nursing - (General)	1	251,895	10	2,278,549	6	1,037,793
Total:	1	\$251,895	12	\$3,448,376	8	\$3,201,872
Pharmacy, College of						
Basic Pharmaceutical Sciences	0	0	11	928,115	7	969,205
Pharmacy - (Dean)	0	0	2	85,000	0	0
Pharmacy - (General)	0	0	4	510,778	9	957,556
Pharmacy Practice	0	0	0	0	1	19,522
Total:	0	\$0	17	\$1,523,893	17	\$1,946,283
Provost, Office of the						
TRIO Programs	0	0	3	1,078,453	3	1,066,853
Total:	0	\$0	3	\$1,078,453	3	\$1,066,853
Public Health, Arnold School of						
Communication Sciences & Disorders	1	5,645	7	618,368	10	763,709
Environmental Health Sciences	8	1,468,847	27	5,412,204	24	3,859,224

Proposals by Department

<u>Campus</u>	CURRENT MONTH March, 2004		YEAR TO DATE FY 2003 (July -March)		YEAR TO DATE FY 2004 (July -March)	
Epidemiology & Biostatistics	5	177,539	34	2,251,783	36	3,987,626
Exercise Science	1	7,660	24	3,049,547	26	3,696,696
Health Promotion, Education & Behavior	2	77,500	37	2,989,353	31	2,276,711
Health Services & Policy Research, Center for	2	141,704	5	213,226	8	290,103
Health Services Policy & Management	0	0	28	662,929	24	723,125
Prevention Research Center	2	37,800	4	195,680	5	703,748
Public Health, Arnold School of - Dean	2	6,163,420	2	2,017,500	6	7,351,145
Total:	23	\$8,080,115	168	\$17,410,590	170	\$23,652,087
Research, Vice President for						
Sponsored Programs & Research	0	0	0	0	1	100,000
Technology Incubator	0	0	1	160,000	0	0
Total:	0	\$0	1	\$160,000	1	\$100,000
Science and Mathematics, College of						
Baruch Institute	2	841,172	17	3,351,025	17	6,222,791
Biological Sciences	8	668,069	71	9,968,910	83	9,183,051
Chemistry & Biochemistry	3	457,434	82	16,268,965	59	22,929,449
Geological Sciences	2	31,193	55	5,884,114	50	6,346,617
Marine Science	0	0	1	493,285	2	119,156
Mathematics	0	0	19	1,263,347	14	1,376,681
Physics & Astronomy	2	118,292	33	5,783,096	31	5,475,999
Science Education, Center for	0	0	2	34,845	4	2,585,229
Statistics	0	0	19	953,839	12	757,605
Total:	17	\$2,116,160	299	\$44,001,426	272	\$54,996,578
Senior and Regional Campuses						
Regional Campuses & Continuing Education	0	0	0	0	2	299,260
USC Aiken	2	131,910	29	5,235,511	19	919,174
USC Beaufort	4	294,528	17	2,990,745	15	770,017
USC Lancaster	0	0	5	1,087,499	2	287,196
USC Salkehatchie	2	81,478	9	167,416	9	621,201
USC Spartanburg	5	252,650	20	4,883,867	34	4,437,381
USC Sumter	0	0	0	0	1	3,500
USC Union	0	0	2	496,281	1	222,948
Total:	13	\$760,566	82	\$14,861,319	83	\$7,560,677
Social Work, College of						
Families in Society, Institute for	2	316,778	18	1,945,017	13	3,165,917
Social Work, College of	3	310,956	53	2,974,260	53	6,996,638
Total:	5	\$627,734	71	\$4,919,277	66	\$10,162,555

Proposals by Department

Campus

	CURRENT MONTH March, 2004		YEAR TO DATE FY 2003 (July -March)		YEAR TO DATE FY 2004 (July -March)	
Student Affairs, Division of						
Health & Wellness Program	0	0	2	31,788	0	0
Student Health	0	0	2	15,000	4	26,900
Student Life	0	0	3	164,648	2	34,990
Total:	0	\$0	7	\$211,436	6	\$61,890
University 101						
University 101	0	0	1	23,925	0	0
Total:	0	\$0	1	\$23,925	0	\$0
University Libraries						
South Caroliniana Library	0	0	1	4,643	0	0
Thomas Cooper Library	0	0	0	0	2	226,980
Total:	0	\$0	1	\$4,643	2	\$226,980
Report Total:	109	\$17,006,171	1204	\$162,390,667	1139	\$167,051,158