

Sponsored Programs and Research

Monthly Report

SUMMARY OF AWARDS June - 2004

By Purpose

Research Awards	\$22,141,506
Training Awards	\$1,236,854
Service Awards	\$7,937,462
Graduate Assistantship	\$246,436

TOTAL: \$31,562,258

By Source

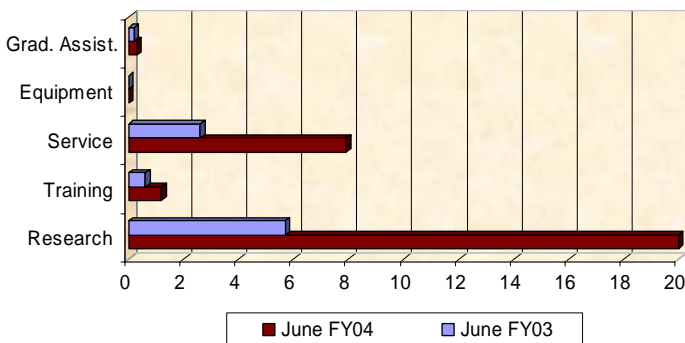
Federal Awards	\$18,783,122
Private Awards	\$7,931,866
State Awards	\$4,847,270

TOTAL: \$31,562,258

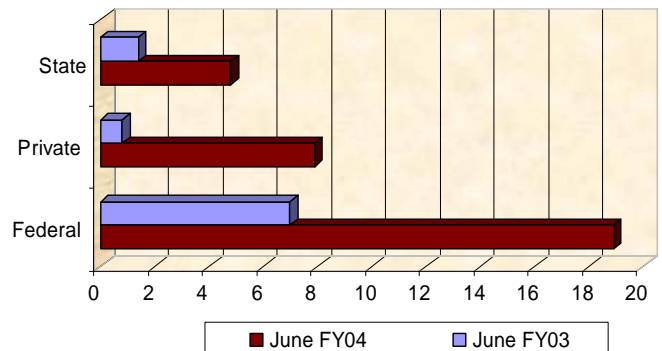
COMPARISON OF AMOUNT RECEIVED

June - 2004 vs. June - 2003

Summary by Purpose



Summary by Source



Amounts Received (In millions of dollars)

Awards by Department

<u>CAMPUS</u>	CURRENT MONTH June, 2004		YEAR TO DATE FY 2003 (July-June)		YEAR TO DATE FY 2004 (July-June)	
Business & Finance						
Campus Services	0	0	0	0	1	5,875
Facilities Management/Operational Services	0	0	0	0	1	6,600
Total:	0	\$0	0	\$0	2	\$12,475
Business, Moore School of						
Business Administration - Division of Research	0	0	31	639,136	9	537,247
Economics, Department of	0	0	1	88,738	0	0
Small Business Development Center	0	0	6	672,350	7	883,297
Total:	0	\$0	38	\$1,400,224	16	\$1,420,544
Education, College of						
Education	0	0	9	239,319	5	178,639
Education Leadership & Policies	4	50,076	8	342,408	11	394,908
Educational Psychology	2	235,939	13	908,304	9	743,936
Instruction & Teacher Education	0	0	31	3,311,387	25	1,969,146
Office of Program Evaluation	0	0	0	0	6	551,839
Physical Education	2	803,810	3	605,000	5	1,127,810
School Improvement Council Assistance	1	180,192	3	200,759	2	318,951
Total:	9	\$1,270,017	67	\$5,607,177	63	\$5,285,229
Engineering & Information Technology, College of						
Chemical Engineering	7	810,677	37	3,783,565	69	3,570,246
Civil & Environmental Engineering	1	34,200	22	909,410	23	1,049,782
Computer Science & Engineering	6	978,847	24	812,713	32	2,381,673
Electrical Engineering	6	765,677	16	7,735,842	49	9,583,133
Engineering & Information Technology, College of	2	24,811	13	2,438,082	12	491,983
Mechanical Engineering	3	807,500	32	2,883,480	25	2,594,658
Total:	25	\$3,421,712	144	\$18,563,092	210	\$19,671,475
Enrollment Management						
Student Financial Aid & Scholarships	0	0	1	35,166	1	38,285
Total:	0	\$0	1	\$35,166	1	\$38,285
Environment, School of the						
Earth Sciences & Resources Institute	1	19,800	5	707,050	12	965,499
Environment, School of the	1	241,000	11	623,078	10	1,114,072
Total:	2	\$260,800	16	\$1,330,128	22	\$2,079,571
Honors College, South Carolina						
Honors College, South Carolina	0	0	1	4,000	1	4,000
Total:	0	\$0	1	\$4,000	1	\$4,000

Awards by Department

<u>CAMPUS</u>	CURRENT MONTH June, 2004		YEAR TO DATE FY 2003 (July-June)		YEAR TO DATE FY 2004 (July-June)	
Hospitality, Retail & Sport Management, College of						
Hotel, Restaurant & Tourism Management	1	400,000	0	0	1	400,000
Retailing, Center for	1	14,483	1	8,000	2	34,483
Sport & Entertainment Management	0	0	0	0	1	13,500
Total:	2	\$414,483	1	\$8,000	4	\$447,983
Information Technology, Office of						
Information Technology, Office of	0	0	0	0	1	20,000
Total:	0	\$0	0	\$0	1	\$20,000
Law Enforcement & Safety						
Law Enforcement & Safety	1	39,958	0	0	1	39,958
Total:	1	\$39,958	0	\$0	1	\$39,958
Law, School of						
Law, School of	0	0	13	1,387,140	15	1,473,165
Total:	0	\$0	13	\$1,387,140	15	\$1,473,165
Liberal Arts, College of						
Anthropology	0	0	0	0	2	92,250
Archaeology & Anthropology, SC Institute of	1	2,150	11	1,511,082	13	1,318,284
Art	0	0	3	30,400	3	91,444
Comparative Literature	0	0	0	0	1	24,000
Criminology & Criminal Justice, Department of	0	0	2	223,447	4	231,490
English	1	77,422	3	88,000	4	135,147
English Program for Internationals	0	0	1	280,140	1	229,309
Geography	5	268,166	20	968,643	23	1,247,508
History	1	13,608	18	265,103	14	197,880
International Studies, Institute of	0	0	0	0	1	49,000
McKissick Museum	0	0	5	134,515	3	101,184
Naval Science	0	0	2	4,000	1	3,000
Philosophy	0	0	4	202,580	2	1,350,000
Political Science	0	0	9	261,172	16	437,004
Psychology	10	1,199,910	63	6,109,495	51	6,493,623
Public Service & Policy Research, Institute for	4	28,500	20	3,102,212	18	882,317
Religious Studies	0	0	1	25,000	2	15,000
Sociology	1	82,870	3	158,757	2	182,870
Southern Studies, Institute for	0	0	2	106,157	2	830,040
Theatre, Speech & Dance	0	0	0	0	1	20,250
Total:	23	\$1,672,626	167	\$13,470,703	164	\$13,931,600
Mass Communications & Information Studies, College						
Journalism & Mass Communications, School of	2	91,126	10	70,546	9	411,131

Awards by Department

<u>CAMPUS</u>	CURRENT MONTH June, 2004		YEAR TO DATE FY 2003 (July-June)		YEAR TO DATE FY 2004 (July-June)	
Library & Information Sciences, School of	1	10,125	16	1,378,302	8	731,432
Total:	3	\$101,251	26	\$1,448,848	17	\$1,142,563
Medicine, School of						
Cell & Developmental Biology & Anatomy	0	0	24	2,431,459	23	2,772,094
Cell Biology & Neurosciences	0	0	4	263,764	1	227,588
Family & Preventive Medicine	3	909,183	9	1,442,320	9	1,440,021
Internal Medicine	3	1,391,377	41	3,454,043	55	4,987,388
Medicine Library	0	0	4	276,171	2	266,316
Medicine, School of - (Dean)	2	168,084	13	440,071	12	859,484
Microbiology & Immunology	1	114,347	7	681,603	8	780,880
Neuropsychiatry	2	827,591	8	661,437	4	1,168,859
Obstetrics & Gynecology	1	1,022,254	3	141,607	3	1,146,206
Ophthalmology	1	557,193	6	44,688	4	568,703
Orthopaedics Surgery	1	630,714	0	0	1	630,714
Pathology & Microbiology	1	1,000	10	783,459	11	506,842
Pediatrics	4	1,267,707	24	2,588,656	32	3,558,856
Pharmacology, Physiology & Neuroscience	1	318,035	15	1,029,800	12	1,214,221
Radiology	0	0	7	588,225	6	472,613
Surgery	1	905,473	7	62,293	6	943,239
Total:	21	\$8,112,958	182	\$14,889,596	189	\$21,544,024
Music, School of						
Music, School of	0	0	2	17,695	1	39,955
Total:	0	\$0	2	\$17,695	1	\$39,955
Nursing, College of						
Nursing	1	215,603	13	964,406	15	1,823,697
Total:	1	\$215,603	13	\$964,406	15	\$1,823,697
Pharmacy, College of						
Basic Pharmaceutical Sciences	0	0	12	1,043,974	8	663,611
Pharmacy - (Dean)	0	0	2	49,500	1	13,500
Pharmacy - (General)	1	212,267	6	543,253	12	1,079,067
Pharmacy Practice	0	0	3	114,505	3	94,850
Total:	1	\$212,267	23	\$1,751,232	24	\$1,851,028
Provost, Office of the						
Provost, Office of the	0	0	1	4,335	1	4,267
TRIO Programs	0	0	6	1,727,861	5	1,739,502
Total:	0	\$0	7	\$1,732,196	6	\$1,743,769
Public Health, Arnold School of						
Communication Sciences & Disorders	1	4,000	4	156,558	4	92,095

Awards by Department

<u>CAMPUS</u>	CURRENT MONTH June, 2004		YEAR TO DATE FY 2003 (July-June)		YEAR TO DATE FY 2004 (July-June)	
Environmental Health Sciences	0	0	44	3,714,826	39	3,605,710
Epidemiology & Biostatistics	5	187,644	63	5,137,426	53	3,411,606
Exercise Science	3	579,247	26	2,648,597	34	4,022,256
Health Promotion, Education & Behavior	7	134,273	53	3,206,219	44	3,445,943
Health Services & Policy Research, Center for	1	7,100	12	462,549	23	712,428
Health Services Policy & Management	1	3,294	37	1,389,676	34	1,629,390
Prevention Research Center	0	0	8	1,879,252	7	1,692,893
Public Health, Arnold School of - Dean	0	0	7	4,701,390	4	430,311
Research & Nutrition & Policy Research, Center for	0	0	0	0	7	1,127,411
Total:	18	\$915,558	254	\$23,296,493	249	\$20,170,043
Research & Health Sciences, Vice President						
Research, Vice President for	4	3,700,000	0	0	5	4,892,920
Sponsored Projects Support	0	0	2	31,034	7	224,181
Technology Incubator	0	0	1	160,000	0	0
Total:	4	\$3,700,000	3	\$191,034	12	\$5,117,101
Science and Mathematics, College of						
Baruch Institute	2	61,173	25	4,648,118	19	4,692,993
Biological Sciences	8	299,678	77	7,716,593	88	7,668,495
Chemistry & Biochemistry	10	529,173	72	6,293,255	72	6,637,444
Geological Sciences	7	729,183	57	3,517,780	58	4,060,751
Marine Science	0	0	0	0	4	50,000
Mathematics	1	84,621	10	983,681	16	1,146,659
Physics & Astronomy	8	2,967,697	42	3,242,809	45	5,153,217
Science Education, Center for	1	100,000	3	120,400	2	112,400
Statistics	1	4,000	19	500,320	17	738,543
Total:	38	\$4,775,525	305	\$27,022,956	321	\$30,260,502
Senior and Regional Campuses						
USC Aiken	1	10,943	30	2,064,379	26	1,150,691
USC Beaufort	1	50,000	13	1,152,087	10	414,649
USC Lancaster	0	0	3	467,971	3	462,031
USC Salkehatchie	2	237,607	10	657,945	11	757,196
USC Spartanburg	4	736,983	61	3,421,257	58	3,424,994
USC Sumter	0	0	3	262,079	2	260,182
USC Union	1	227,407	2	237,948	2	454,814
Total:	9	\$1,262,940	122	\$8,263,666	112	\$6,924,557
Social Work, College of						
Families in Society, Institute for	0	0	19	2,138,807	21	3,117,951
Social Work, College of	6	216,060	73	6,684,576	64	5,780,993

Awards by Department

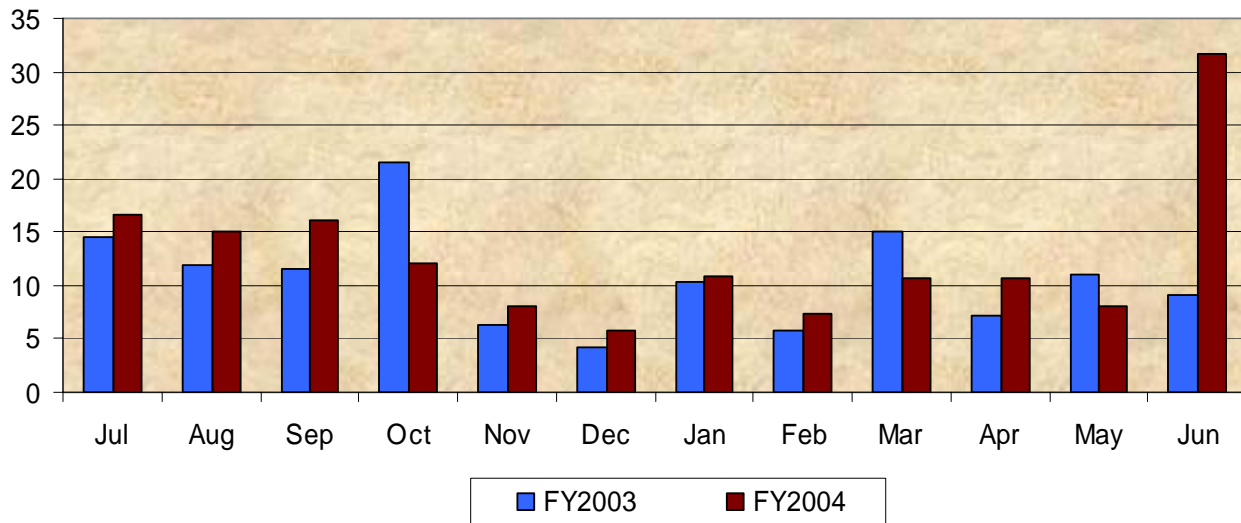
CAMPUS

	CURRENT MONTH June, 2004		YEAR TO DATE FY 2003 (July-June)		YEAR TO DATE FY 2004 (July-June)	
Total:	6	\$216,060	92	\$8,823,383	85	\$8,898,944
Student Affairs, Division of						
Health & Wellness Program	0	0	3	31,932	0	0
Student Affairs	0	0	1	20,000	0	0
Student Health	0	0	1	7,330	3	311,154
Student Life	6	4,970,500	1	112,277	8	5,005,490
Total:	6	\$4,970,500	6	\$171,539	11	\$5,316,644
University Libraries						
Libraries & Collections	0	0	1	251,268	0	0
Total:	0	\$0	1	\$251,268	0	\$0
Report Total:	169	\$31,562,258	1484	\$130,629,942	1542	\$149,257,112

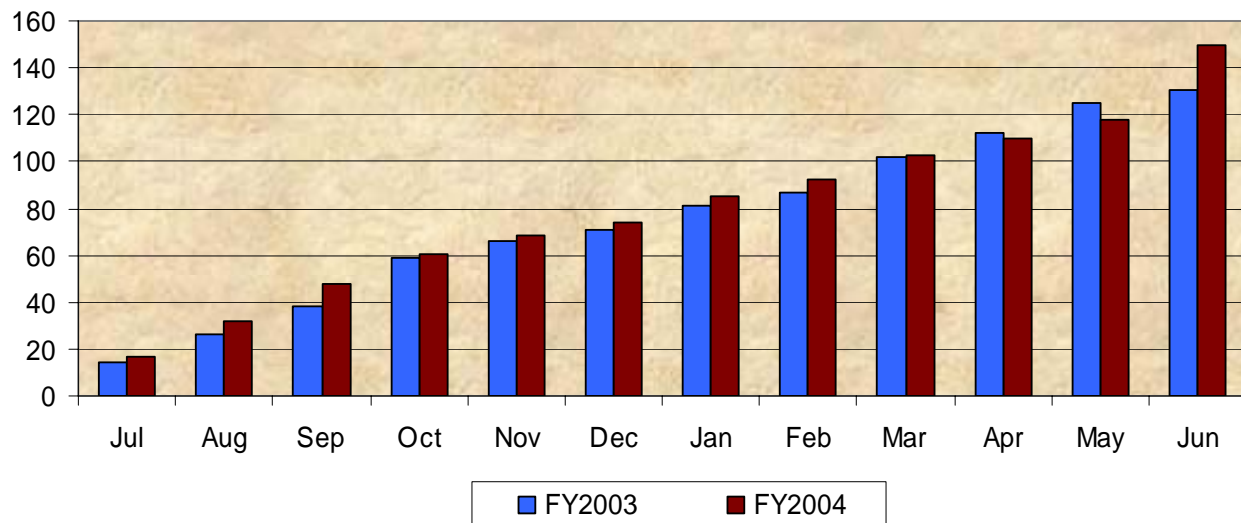
Funding Agency Comparison Report Year-To-Date - June - 2004

	<u>FISCAL YEAR - 2003</u>		<u>FISCAL YEAR - 2004</u>		<u>PERCENT CHANGE</u>
NIH Awards	175	\$20,435,762	198	\$24,167,953	18.3%
Dept. Of Education Awards	81	\$9,607,618	80	\$16,127,291	67.9%
Dept. Of Defense Awards	75	\$15,082,995	83	\$16,515,952	9.5%
NSF Awards	130	\$11,952,535	123	\$12,545,285	5.0%
Non Profit Awards	206	\$6,130,180	191	\$15,024,856	145.1%
State and Municipalities Awards	178	\$8,643,762	147	\$8,522,533	-1.4%
Dept. Of Energy Awards	54	\$5,468,958	67	\$5,372,130	-1.8%
Business and Industry Awards	162	\$3,580,987	173	\$2,536,458	-29.2%

Amounts Awarded (In millions of dollars)



Cumulative Amounts Awarded (In millions of dollars)



**Awards Associated with University-Wide Research
Centers and Institutes
June 2004**

Centers and Institutes

BIOMEDICAL RESEARCH THEME

Prevention Research Center	\$531,247
Public Service & Policy Research, Institute for	28,500
Health Services Policy Research, Center	82,100
Research & Nutrition & Health Disabilities, Center for	\$37,586
	<hr/>

Centers and Institutes within Biomedical Research Theme: \$679,433

Archaeology & Anthropology, SC Institute of	\$2,150
Baruch Institute	\$109,209
Earth Sciences & Resources Institute	\$19,800
NanoCenter	\$1,832,000
Pediatrics/Developmental Disabilities, Center for	\$615,722
Retailing, Center for	\$14,483

Total: \$3,272,797

Awards Received by Unit and Purpose

Fiscal Year 2004 (July 1, 2003 - June 30, 2004)

	Research	Training	Grad. Assist.	Equipment	Service
Business & Finance					
Campus Services	-	-	-	-	\$5,875
Facilities Management/Operational Services	-	\$6,600	-	-	-
Total	-	\$6,600	-	-	\$5,875
Business, Moore School of					
Business Administration - Division of Research	\$521,665	-	\$15,582	-	-
Small Business Development Center	\$10,000	-	-	-	\$873,297
Total	\$531,665	-	\$15,582	-	\$873,297
Education, College of					
Education	\$114,122	\$39,002	-	-	\$25,515
Education Leadership & Policies	\$283,074	-	\$56,126	-	\$55,708
Educational Psychology	\$200,649	\$438,377	-	-	\$104,910
Instruction & Teacher Education	\$59,282	\$662,921	-	-	\$1,246,943
Office of Program Evaluation	-	\$120,000	-	-	\$431,839
Physical Education	-	-	\$44,000	-	\$1,083,810
School Improvement Council Assistance	-	-	-	-	\$318,951
Total	\$657,127	\$1,260,300	\$100,126	-	\$3,267,676
Engineering & Information Technology, College of					
Chemical Engineering	\$3,357,366	\$12,000	-	\$200,880	-
Civil & Environmental Engineering	\$1,049,782	-	-	-	-
Computer Science & Engineering	\$2,200,670	\$20,000	\$161,003	-	-
Electrical Engineering	\$9,274,633	-	\$13,500	\$295,000	-
Engineering & Information Technology, College of	\$395,283	-	-	-	\$96,700
Mechanical Engineering	\$2,549,658	\$45,000	-	-	-
Total	\$18,827,392	\$77,000	\$174,503	\$495,880	\$96,700
Enrollment Management					
Student Financial Aid & Scholarships	-	-	-	-	\$38,285
Total	-	-	-	-	\$38,285
Environment, School of the					
Earth Sciences & Resources Institute	\$965,499	-	-	-	-
Environment, School of the	\$988,539	-	-	-	\$125,533
Total	\$1,954,038	-	-	-	\$125,533

	Research	Training	Grad. Assist.	Equipment	Service
Honors College, South Carolina					
Honors College, South Carolina	-	-	-	-	\$4,000
Total	-	-	-	-	\$4,000
Hospitality, Retail & Sport Management, College of					
Hotel, Restaurant & Tourism Management	\$400,000	-	-	-	-
Retailing, Center for	\$14,483	-	-	-	\$20,000
Sport & Entertainment Management	\$13,500	-	-	-	-
Total	\$427,983	-	-	-	\$20,000
Information Technology, Office of					
Information Technology, Office of	-	-	-	-	\$20,000
Total	-	-	-	-	\$20,000
Law Enforcement & Safety					
Law Enforcement & Safety	-	-	-	-	\$39,958
Total	-	-	-	-	\$39,958
Law, School of					
Law, School of	\$103,000	-	-	-	\$1,370,165
Total	\$103,000	-	-	-	\$1,370,165
Liberal Arts, College of					
Anthropology	\$92,250	-	-	-	-
Archaeology & Anthropology, SC Institute of	\$1,294,852	-	-	-	\$23,432
Art	\$1,200	-	-	-	\$90,244
Comparative Literature	\$24,000	-	-	-	-
Criminology & Criminal Justice, Department of	\$16,192	-	\$16,298	-	\$199,000
English	\$134,147	-	-	-	\$1,000
English Program for Internationals	-	\$229,309	-	-	-
Geography	\$1,034,977	\$188,631	\$23,900	-	-
History	\$106,550	-	\$91,330	-	-
International Studies, Institute of	-	-	-	-	\$49,000
McKissick Museum	\$10,200	-	-	-	\$90,984
Naval Science	-	\$3,000	-	-	-
Philosophy	\$1,350,000	-	-	-	-
Political Science	\$81,250	\$219,569	\$71,185	-	\$65,000
Psychology	\$6,232,350	-	\$191,830	-	\$69,443
Public Service & Policy Research, Institute for	\$82,326	-	\$8,000	-	\$791,991
Religious Studies	\$15,000	-	-	-	-
Sociology	\$82,870	-	-	-	\$100,000
Southern Studies, Institute for	\$262,040	-	-	-	\$568,000
Theatre, Speech & Dance	-	-	\$20,250	-	-
Total	\$10,820,204	\$640,509	\$422,793	-	\$2,048,094

	Research	Training	Grad. Assist.	Equipment	Service
Mass Communications & Information Studies, College of					
Journalism & Mass Communications, School of	-	-	-	-	\$411,131
Library & Information Sciences, School of	\$236,104	-	\$17,719	-	\$477,609
Total	\$236,104	-	\$17,719	-	\$888,740
Medicine, School of					
Cell & Developmental Biology & Anatomy	\$2,772,094	-	-	-	-
Cell Biology & Neurosciences	\$227,588	-	-	-	-
Family & Preventive Medicine	\$57,887	\$54,500	-	-	\$1,327,634
Internal Medicine	\$893,599	\$258,976	-	-	\$3,834,813
Medicine Library	\$266,316	-	-	-	-
Medicine, School of - (Dean)	\$55,000	\$617,400	-	\$30,000	\$157,084
Microbiology & Immunology	\$543,616	\$35,410	-	-	\$201,854
Neuropsychiatry	\$243,251	\$196,034	-	-	\$729,574
Obstetrics & Gynecology	\$59,000	-	-	-	\$1,087,206
Ophthalmology	\$11,510	-	-	-	\$557,193
Orthopaedics Surgery	-	-	-	-	\$630,714
Pathology & Microbiology	\$506,842	-	-	-	-
Pediatrics	\$58,935	\$109,623	-	-	\$3,390,298
Pharmacology, Physiology & Neuroscience	\$1,214,221	-	-	-	-
Radiology	\$227,003	-	-	-	\$245,610
Surgery	\$9,766	\$16,000	-	-	\$917,473
Total	\$7,146,628	\$1,287,943	-	\$30,000	\$13,079,453
Music, School of					
Music, School of	-	-	-	-	\$39,955
Total	-	-	-	-	\$39,955
Nursing, College of					
Nursing	\$1,211,547	\$603,450	-	-	\$8,700
Total	\$1,211,547	\$603,450	-	-	\$8,700
Pharmacy, College of					
Basic Pharmaceutical Sciences	\$663,611	-	-	-	-
Pharmacy - (Dean)	-	-	-	-	\$13,500
Pharmacy - (General)	\$681,859	-	-	-	\$397,208
Pharmacy Practice	\$7,800	\$10,300	-	-	\$76,750
Total	\$1,353,270	\$10,300	-	-	\$487,458
Provost, Office of the					
Provost, Office of the	\$4,267	-	-	-	-
TRIO Programs	-	-	-	-	\$1,739,502
Total	\$4,267	-	-	-	\$1,739,502
Public Health, Arnold School of					
Communication Sciences & Disorders	\$78,395	\$13,700	-	-	-

	Research	Training	Grad. Assist.	Equipment	Service
Environmental Health Sciences	\$2,637,236	\$968,474	-	-	-
Epidemiology & Biostatistics	\$2,994,203	\$40,000	\$146,123	-	\$231,280
Exercise Science	\$3,924,445	\$1,485	\$29,350	-	\$66,976
Health Promotion, Education & Behavior	\$644,971	\$2,470,202	\$134,304	-	\$196,466
Health Services & Policy Research, Center for	\$609,936	-	-	-	\$102,492
Health Services Policy & Management	\$852,534	\$674,978	\$101,878	-	-
Prevention Research Center	\$1,680,093	-	-	-	\$12,800
Public Health, Arnold School of - Dean	\$356,880	\$73,431	-	-	-
Research & Nutrition & Health Disparities, Center for	\$1,127,411	-	-	-	-
Total	\$14,906,104	\$4,242,270	\$411,655	-	\$610,014
Research & Health Sciences, Vice President					
Research, Vice President for	\$3,700,000	-	-	-	\$1,192,920
Sponsored Projects Support	\$199,181	-	-	-	\$25,000
Total	\$3,899,181	-	-	-	\$1,217,920
Science and Mathematics, College of					
Baruch Institute	\$4,679,993	-	-	-	\$13,000
Biological Sciences	\$7,160,770	\$4,000	-	-	\$503,725
Chemistry & Biochemistry	\$6,543,091	\$11,009	-	-	\$83,344
Geological Sciences	\$4,026,225	\$8,526	-	-	\$26,000
Marine Science	\$50,000	-	-	-	-
Mathematics	\$1,075,424	-	-	\$71,235	-
Physics & Astronomy	\$4,788,306	\$353,776	-	-	\$11,135
Science Education, Center for	\$12,400	-	-	-	\$100,000
Statistics	\$672,840	-	\$64,677	-	\$1,026
Total	\$29,009,049	\$377,311	\$64,677	\$71,235	\$738,230
Senior and Regional Campuses					
USC Aiken	\$380,275	\$124,956	-	\$25,000	\$620,460
USC Beaufort	-	-	-	-	\$414,649
USC Lancaster	-	-	-	-	\$462,031
USC Salkehatchie	\$197,370	-	-	-	\$559,826
USC Spartanburg	\$173,581	\$1,529,084	-	\$12,000	\$1,710,329
USC Sumter	-	-	-	-	\$260,182
USC Union	-	-	-	-	\$454,814
Total	\$751,226	\$1,654,040	-	\$37,000	\$4,482,291
Social Work, College of					
Families in Society, Institute for	\$2,506,522	-	-	-	\$611,429
Social Work, College of	\$155,558	\$4,624,773	\$204,231	-	\$796,431
Total	\$2,662,080	\$4,624,773	\$204,231	-	\$1,407,860

	Research	Training	Grad. Assist.	Equipment	Service
Student Affairs, Division of					
Student Health	-	-	-	-	\$311,154
Student Life	\$14,990	-	-	-	\$4,990,500
Total	\$14,990	-	-	-	\$5,301,654
Total University	\$94,515,855	\$14,784,496	\$1,411,286	\$634,115	\$37,911,360

Proposals by Department

Campus

	CURRENT MONTH June, 2004		YEAR TO DATE FY 2003 (July -June)		YEAR TO DATE FY 2004 (July -June)	
Business & Finance						
Campus Services	0	0	0	0	1	7,430
Facilities Management/Operational Services	0	0	0	0	1	6,600
Total:	0	\$0	0	\$0	2	\$14,030
Business, Moore School of						
Business Administration - (Dean)	0	0	0	0	1	95,637
Business Administration - Division of Research	1	16,517	32	543,726	8	231,428
Economics, Department of	0	0	2	214,794	1	35,480
Small Business Development Center	0	0	6	1,529,869	4	1,381,738
Total:	1	\$16,517	40	\$2,288,389	14	\$1,744,283
Education, College of						
Education	0	0	7	134,395	3	75,515
Education Leadership & Policies	5	149,000	8	392,636	9	683,486
Educational Psychology	2	96,609	10	1,086,061	9	624,199
Instruction & Teacher Education	2	1,100,759	24	3,983,602	23	5,119,022
Office of Program Evaluation	0	0	0	0	9	648,211
Physical Education	0	0	1	1,020,000	5	1,157,810
School Improvement Council Assistance	0	0	2	200,759	1	180,192
Total:	9	\$1,346,368	52	\$6,817,453	59	\$8,488,435
Engineering & Information Technology, College of						
Chemical Engineering	7	265,134	61	9,978,587	60	6,916,167
Civil & Environmental Engineering	2	26,386	37	3,300,602	34	1,838,271
Computer Science & Engineering	2	70,110	49	6,307,062	37	4,144,816
Electrical Engineering	1	2,244,090	39	29,849,045	36	11,227,985
Engineering & Information Technology, College of	1	21,600	10	2,306,504	8	2,517,716
Mechanical Engineering	2	21,843	40	4,093,376	52	4,705,651
Total:	15	\$2,649,163	236	\$55,835,176	227	\$31,350,606
Environment, School of the						
Earth Sciences & Resources Institute	0	0	9	1,111,716	11	1,887,330
Environment, School of the	0	0	17	1,888,652	12	951,330
Total:	0	\$0	26	\$3,000,368	23	\$2,838,660
Graduate School						
Graduate School	0	0	1	12,983	0	0
Total:	0	\$0	1	\$12,983	0	\$0
Honors College, South Carolina						
Honors College, South Carolina	0	0	1	6,000	0	0

Proposals by Department

<u>Campus</u>	CURRENT MONTH June, 2004		YEAR TO DATE FY 2003 (July -June)		YEAR TO DATE FY 2004 (July -June)	
Total:	0	\$0	1	\$6,000	0	\$0
Hospitality, Retail & Sport Management, College of						
Administrative Information Management	0	0	2	770,909	0	0
Hospitality, Retail & Sport Management, College of	0	0	0	0	1	151,434
Hotel, Restaurant & Tourism Management	0	0	0	0	1	400,000
Retailing, Center for	1	14,483	4	2,072,624	3	41,983
SC Academy of Science, Center for	0	0	1	100,000	0	0
Sport & Entertainment Management	0	0	0	0	1	13,500
Total:	1	\$14,483	7	\$2,943,533	6	\$606,917
Information Technology, Office of						
Information Technology, Office of	0	0	1	20,000	0	0
Total:	0	\$0	1	\$20,000	0	\$0
Law Enforcement & Safety						
Law Enforcement & Safety	0	0	0	0	1	44,834
Total:	0	\$0	0	\$0	1	\$44,834
Law, School of						
Law, School of	1	66,370	14	1,511,617	16	1,937,783
Total:	1	\$66,370	14	\$1,511,617	16	\$1,937,783
Liberal Arts, College of						
Anthropology	0	0	4	429,434	4	475,557
Archaeology & Anthropology, SC Institute of	1	22,666	9	2,287,518	18	1,937,410
Art	0	0	5	274,450	7	179,714
Comparative Literature	0	0	1	24,000	4	140,000
Criminology & Criminal Justice, Department of	1	125,827	4	164,928	8	776,518
English	0	0	7	419,519	12	442,362
English Program for Internationals	0	0	1	280,140	1	276,754
Geography	1	4,500	22	3,008,994	16	760,264
History	1	13,608	12	238,159	13	139,510
International Studies, Institute of	0	0	1	45,149	1	49,000
Linguistics Program	0	0	0	0	1	1,996
McKissick Museum	0	0	5	111,049	6	567,971
Philosophy	0	0	1	450,331	4	4,062,647
Political Science	1	54,189	12	599,453	11	334,357
Psychology	6	662,058	56	11,956,694	48	11,625,331
Public Service & Policy Research, Institute for	1	6,250	16	1,171,059	16	2,280,436
Religious Studies	0	0	1	25,000	2	15,000
Sociology	0	0	9	708,148	8	881,878
Southern Studies, Institute for	0	0	4	564,903	0	0

Proposals by Department

<u>Campus</u>	CURRENT MONTH June, 2004		YEAR TO DATE FY 2003 (July -June)		YEAR TO DATE FY 2004 (July -June)	
Theatre, Speech & Dance	0	0	0	0	3	27,750
Total:	12	\$889,098	170	\$22,758,928	183	\$24,974,455
Mass Communications & Information Studies, College						
Journalism & Mass Communications, School of	0	0	12	284,560	8	534,978
Library & Information Sciences, School of	1	10,125	17	1,601,332	6	77,719
Total:	1	\$10,125	29	\$1,885,892	14	\$612,697
Medicine, School of						
Cell & Developmental Biology & Anatomy	3	391,300	26	4,296,503	24	3,704,063
Cell Biology & Neurosciences	1	278,000	4	932,096	4	1,008,588
Family & Preventive Medicine	0	0	11	2,076,646	8	1,199,128
Internal Medicine	1	117,962	23	1,900,702	16	3,154,088
Medicine Library	0	0	1	27,042	0	0
Medicine, School of - (Dean)	0	0	6	709,880	3	338,500
Microbiology & Immunology	4	315,114	5	934,292	11	2,090,599
Neuropsychiatry	1	75,000	6	637,920	8	1,492,058
Obstetrics & Gynecology	0	0	2	121,165	4	347,558
Ophthalmology	0	0	2	693,168	1	564,655
Pathology & Microbiology	5	695,439	17	2,225,059	13	1,759,971
Pediatrics	7	3,735,517	16	2,725,803	22	5,565,097
Pharmacology, Physiology & Neuroscience	2	328,323	23	4,193,055	27	5,091,504
Radiology	2	120,000	6	293,973	5	368,641
Surgery	0	0	3	158,498	1	16,000
Total:	26	\$6,056,655	151	\$21,925,802	147	\$26,700,450
Music, School of						
Music, School of	0	0	3	903,528	2	53,755
Total:	0	\$0	3	\$903,528	2	\$53,755
Nursing, College of						
Academic & Student Affairs	1	382,941	3	1,189,827	3	2,547,020
Nursing - (General)	2	1,033,005	16	3,477,396	12	2,778,235
Total:	3	\$1,415,946	19	\$4,667,223	15	\$5,325,255
Pharmacy, College of						
Basic Pharmaceutical Sciences	2	144,800	12	928,965	11	1,421,343
Pharmacy - (Dean)	0	0	3	98,500	0	0
Pharmacy - (General)	1	212,267	7	918,277	11	1,422,769
Pharmacy Practice	0	0	1	7,800	1	19,522
Total:	3	\$357,067	23	\$1,953,542	23	\$2,863,634

Proposals by Department

<u>Campus</u>	CURRENT MONTH June, 2004		YEAR TO DATE FY 2003 (July -June)		YEAR TO DATE FY 2004 (July -June)	
Provost, Office of the TRIO Programs	0	0	3	1,078,453	3	1,066,853
Total:	0	\$0	3	\$1,078,453	3	\$1,066,853
Public Health, Arnold School of						
Communication Sciences & Disorders	0	0	10	701,090	12	1,084,591
Environmental Health Sciences	4	1,506,651	36	6,236,692	35	6,314,174
Epidemiology & Biostatistics	8	1,320,434	54	5,951,846	69	10,243,999
Exercise Science	4	1,575,261	36	5,020,982	38	6,585,184
Health Promotion, Education & Behavior	4	69,149	50	8,997,443	42	4,840,088
Health Services & Policy Research, Center for	8	763,317	11	432,593	17	1,082,308
Health Services Policy & Management	0	0	33	1,418,730	32	1,321,235
Prevention Research Center	1	138,587	5	432,604	9	1,575,010
Public Health, Arnold School of - Dean	0	0	1	17,500	2	40,000
Total:	29	\$5,373,399	236	\$29,209,480	256	\$33,086,589
Research & Health Sciences, Vice President						
Research, Vice President for	0	0	4	3,704,577	5	7,461,145
Sponsored Projects Support	0	0	3	410,000	1	100,000
Technology Incubator	0	0	1	160,000	0	0
Total:	0	\$0	8	\$4,274,577	6	\$7,561,145
Science and Mathematics, College of						
Baruch Institute	1	147,857	23	4,965,795	21	7,299,974
Biological Sciences	11	1,256,573	88	14,252,072	109	17,259,724
Chemistry & Biochemistry	6	1,073,550	103	22,677,270	84	26,358,339
Geological Sciences	6	347,978	76	7,607,777	66	7,463,558
Marine Science	0	0	1	493,285	2	119,156
Mathematics	2	523,177	20	1,274,907	17	1,944,858
Physics & Astronomy	6	3,110,575	38	5,949,559	43	9,499,100
Science Education, Center for	0	0	3	42,845	4	2,585,229
Statistics	0	0	23	1,279,963	16	1,267,856
Total:	32	\$6,459,710	375	\$58,543,473	362	\$73,797,794
Senior and Regional Campuses						
Regional Campuses & Continuing Education	0	0	0	0	2	299,260
USC Aiken	5	130,074	35	5,479,787	28	1,235,287
USC Beaufort	2	313,249	22	3,098,875	17	1,083,266
USC Lancaster	0	0	5	1,087,499	3	292,187
USC Salkehatchie	2	346,607	14	826,781	13	987,808
USC Spartanburg	4	772,665	28	6,132,972	49	6,217,995
USC Sumter	0	0	1	2,000	2	8,473
USC Union	1	227,407	3	560,924	4	460,346

Proposals by Department

Campus

	CURRENT MONTH June, 2004		YEAR TO DATE FY 2003 (July -June)		YEAR TO DATE FY 2004 (July -June)	
Total:	14	\$1,790,002	108	\$17,188,838	118	\$10,584,622
Social Work, College of						
Families in Society, Institute for	1	37,868	24	2,335,774	19	3,454,465
Social Work, College of	4	268,161	82	3,525,479	73	8,633,429
Total:	5	\$306,029	106	\$5,861,253	92	\$12,087,894
Student Affairs, Division of						
Health & Wellness Program	0	0	3	365,619	0	0
International Programs for Students	0	0	0	0	1	4,916
Student Health	0	0	3	312,154	5	36,900
Student Life	0	0	4	259,580	2	34,990
Total:	0	\$0	10	\$937,353	8	\$76,806
University 101						
University 101	0	0	1	23,925	0	0
Total:	0	\$0	1	\$23,925	0	\$0
University Libraries						
Libraries & Collections	0	0	1	182,790	0	0
South Caroliniana Library	0	0	1	4,643	0	0
Thomas Cooper Library	0	0	1	369,525	2	226,980
Total:	0	\$0	3	\$556,958	2	\$226,980
University Press						
University Press	1	277,588	0	0	1	277,588
Total:	1	\$277,588	0	\$0	1	\$277,588
Report Total:	153	\$27,028,520	1623	\$244,204,744	1580	\$246,322,065