

MEMORANDUM

To: Harris Pastides, Ph.D.
 Interim Vice President for Research

From: Anthony M. Boccanfuso, Ph.D.
 Managing Director

RE: Report of Sponsored Program Activity for July 2003

Date: August 15, 2003

The month of July is positive as we begin fiscal year 2004.

- The University received awards totaling \$16.6 million during the month, a fourteen percent (14%) increase from last July (\$14.6 million).
- Faculty submitted 182 proposals requesting \$31 million during July, a forty-nine percent (49%) increase from last year's totals of 155 and \$21 million.

	July FY04	YTD FY03 July	YTD FY04 July	YTD Change
Award Dollars	\$16,647,970	\$14,575,746	\$16,647,970	14.2
Research Direct Expenditures	\$5,063,551	\$4,813,074	\$5,063,551	5.2
Research IDC Expenditures	\$1,813,570	\$1,632,515	\$1,813,570	11.1
Proposals Submitted	182	155	182	17.4
Proposal Dollars Requested	\$30,989,846	\$20,702,624	\$30,989,846	49.69
Notable Areas				
Health Science Colleges	\$4,750,724	\$3,662,551	\$4,750,724	29.7
Engineering & Information Technology	\$2,558,256	\$1,288,708	\$2,558,256	98.5
Liberal Arts, College of	\$323,686	\$2,338,227	\$323,686	(-86.2)
Science and Mathematics, College of	\$6,370,837	\$5,033,787	\$6,370,837	26.6
Senior and Regional Campuses	\$1,562,973	\$758,488	\$1,562,973	106.1

cc: Andrew A. Sorensen, Ph.D.
 Jerome D. Odom, Ph.D.
 R. Steven Etheredge
 Richard Kelly

July 2003 Featured Awards

Small Business Development Center

Lenti, John

* *Defense Economic Transition Assistance - (21250-FL16)*

Sponsor: USCRF/Small Business Administration (SBA) - General

Co-PI: Brazell, James

\$100,000

Instruction & Teacher Education

Clonts, Christy

* *Writing Improvement Network - (15250-GL12)*

Sponsor: SC General Assembly/EIA

\$242,158

Chemical Engineering

Matthews, Michael

* *Processing the Materials for Improved Biocompatibility - (15510-FA17)*

Sponsor: USCRF/National Institute of Biomedical Imaging & Bioengineering/HHS

\$468,025

Electrical Engineering

Khan, Asif

* *A1InGaN MOSDHfet Based RF Circuits - (15530-FA28)*

Sponsor: USCRF/US Army & Missile Defense Command

\$1,445,000

Information Technology, Office of

Hogue, William

* *Broadband Wireless Initiative-Business Planning Phase - (65200-HL00)*

Sponsor: USCRF/City of Columbia

\$20,000

Philosophy

Baird, Davis

* *NIRT: From Laboratory to Society: Developing an Informed Approach to Nanoscale Science and Technology - (12560-FA03)*

Sponsor: USCRF/National Science Foundation (NSF) - General

\$70,000

Medicine, School of - (Dean)

Fowler, Stanley

* *Integration of Physician Training and Biomedical Research in South Carolina - (18360-KJ01)*

Sponsor: USCRF/The Fullerton Foundation, Inc.

\$286,000

Exercise Science

Davis, J. Mark

* *Carbohydrates Electrolyte Drinks for Fluid Replacement During and After Exercise - (11530-J120)*

Sponsor: Quaker Oats Company

\$57,672

Biological Sciences

Fletcher, Madilyn

* *Carolina Coastal Ocean Observing and Predicting System(Caro-COOPS) - (21600-FA28)*

Sponsor: USCRF/National Oceanic and Atmospheric Administration (NOAA)/DOC

\$2,411,900

Physics & Astronomy

Crawley, Gerard

* *Graduate Assistance in Areas of National Need Fellowship Program: Recruiting Talented Students from Underrepresented Groups (Physics) -*

Sponsor: US Department of Education (USDE) - General

\$131,184

Social Work, College of

Paget, Kathleen

* *Character Education in South Carolina: Consultation, Technical Assistance and Evaluation Plan - (15900-GA06)*

Sponsor: SC Department of Education

\$43,754

Sponsored Programs and Research

Monthly Report

SUMMARY OF AWARDS JULY - 2003

By Purpose

Research Awards	\$12,018,532
Training Awards	\$1,809,721
Service Awards	\$2,629,526
Equipment Awards	\$0
Graduate Assistantship	\$190,191

TOTAL: \$16,647,970

By Source

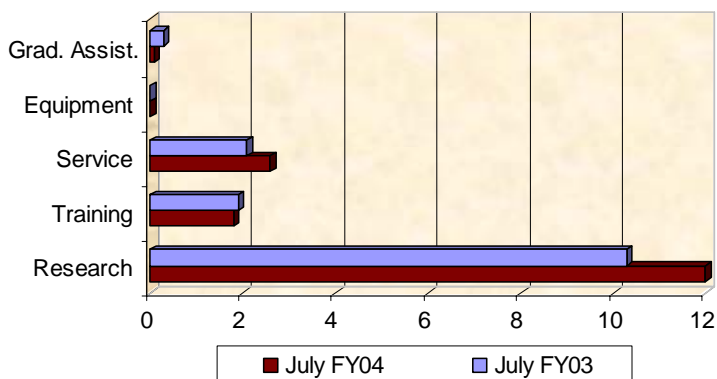
Federal Awards	\$14,412,208
Private Awards	\$443,527
State Awards	\$561,530

TOTAL: \$16,647,970

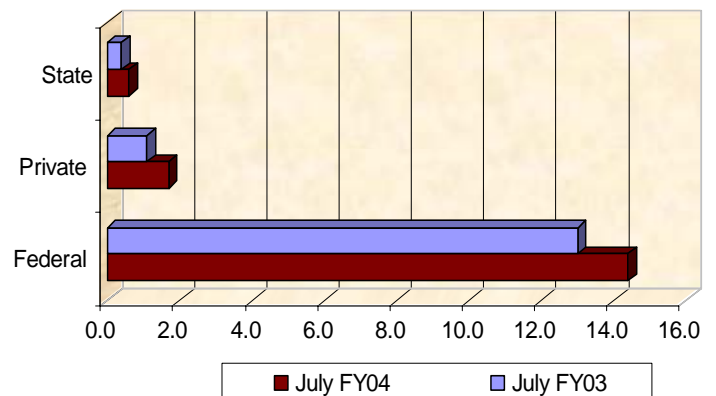
COMPARISON OF AMOUNT RECEIVED

JULY - 2003 vs. JULY - 2002

Summary by Purpose



Summary by Source



Amounts Received (In millions of dollars)

Awards by Department

<u>CAMPUS</u>	CURRENT MONTH July , 2003		YEAR TO DATE FY 2003		YEAR TO DATE FY 2004	
Business, Moore School of						
Business Administration - Division of Research	0	0	1	15,021	0	0
Economics, Department of	0	0	1	88,738	0	0
Small Business Development Center	1	100,000	0	0	1	100,000
Total:	1	\$100,000	2	\$103,759	1	\$100,000
Education, College of						
Education	0	0	1	12,550	0	0
Education Leadership & Policies	2	55,708	0	0	2	55,708
Educational Psychology	1	47,452	2	201,203	1	47,452
Instruction & Teacher Education	2	513,630	1	252,158	2	513,630
Physical Education	1	12,000	0	0	1	12,000
School Improvement Council Assistance	1	138,759	0	0	1	138,759
Total:	7	\$767,549	4	\$465,911	7	\$767,549
Engineering & Information Technology, College of						
Chemical Engineering	3	577,823	2	864,417	3	577,823
Civil & Environmental Engineering	2	125,149	0	0	2	125,149
Computer Science & Engineering	1	874	2	12,740	1	874
Electrical Engineering	9	1,651,841	0	0	9	1,651,841
Mechanical Engineering	3	202,569	3	411,551	3	202,569
Total:	18	\$2,558,256	7	\$1,288,708	18	\$2,558,256
Environment, School of the						
Earth Sciences & Resources Institute	2	6,884	2	20,922	2	6,884
Environment, School of the	2	42,568	0	0	2	42,568
Total:	4	\$49,452	2	\$20,922	4	\$49,452
Human Resources, Division of						
Information Technology, Office of	1	20,000	0	0	1	20,000
Total:	1	\$20,000	0	\$0	1	\$20,000
Law, School of						
Law, School of	1	64,493	0	0	1	64,493
Total:	1	\$64,493	0	\$0	1	\$64,493
Liberal Arts, College of						
Archaeology & Anthropology, SC Institute of	1	5,746	0	0	1	5,746
Criminology & Criminal Justice, Department of	1	16,298	1	24,447	1	16,298
History	2	16,000	5	91,380	2	16,000
McKissick Museum	0	0	1	3,000	0	0
Philosophy	1	70,000	1	175,000	1	70,000
Political Science	1	3,015	1	1,715,755	1	3,015

Awards by Department

<u>CAMPUS</u>	CURRENT MONTH July , 2003		YEAR TO DATE FY 2003		YEAR TO DATE FY 2004	
Psychology	5	207,627	14	192,020	5	207,627
Public Services & Policy Research, Institute for	0	0	2	21,201	0	0
Religious Studies	1	5,000	1	25,000	1	5,000
Sociology	0	0	1	90,424	0	0
Total:	12	\$323,686	27	\$2,338,227	12	\$323,686
Mass Communications & Information Studies, College						
Library & Information Sciences, School of	0	0	1	2,865	0	0
Total:	0	\$0	1	\$2,865	0	\$0
Medicine, School of						
Cell & Developmental Biology & Anatomy	2	333,530	3	150,200	2	333,530
Cell Biology & Neurosciences	1	278,175	0	0	1	278,175
Internal Medicine	4	668,390	8	51,212	4	668,390
Medicine, School of - (Dean)	3	306,000	0	0	3	306,000
Microbiology & Immunology	2	292,875	0	0	2	292,875
Neuropsychiatry	1	98,017	2	196,720	1	98,017
Pathology & Microbiology	4	181,456	1	23,356	4	181,456
Pediatrics/Center for Developmental Disabilities	4	525,615	2	409,640	4	525,615
Pharmacology, Physiology & Neuroscience	2	29,100	3	45,000	2	29,100
Radiology	1	38,450	1	10,000	1	38,450
Surgery	1	5,674	0	0	1	5,674
Total:	25	\$2,757,282	20	\$886,128	25	\$2,757,282
Nursing, College of						
Academic & Student Affairs	0	0	3	302,874	0	0
Family & Community Health Nursing	1	13,740	0	0	1	13,740
Nursing - (General)	4	633,888	2	233,712	4	633,888
Total:	5	\$647,628	5	\$536,586	5	\$647,628
Pharmacy, College of						
Basic Pharmaceutical Sciences	0	0	1	161,250	0	0
Pharmacy - (Dean)	1	13,500	1	14,500	1	13,500
Pharmacy - (General)	0	0	1	210,990	0	0
Pharmacy Practice	1	7,800	0	0	1	7,800
Total:	2	\$21,300	3	\$386,740	2	\$21,300
Provost, Office of the						
TRIO Programs	0	0	2	431,558	0	0
Total:	0	\$0	2	\$431,558	0	\$0
Public Health, Norman J. Arnold School of						
Environmental Health Sciences	3	274,188	2	178,059	3	274,188
Epidemiology & Biostatistics	4	372,676	2	66,094	4	372,676

Awards by Department

<u>CAMPUS</u>	CURRENT MONTH July , 2003		YEAR TO DATE FY 2003		YEAR TO DATE FY 2004	
Exercise Science	5	105,615	3	60,388	5	105,615
Health Administration	0	0	1	2,407	0	0
Health Promotion, Education & Behavior	3	53,729	5	62,634	3	53,729
Health Services & Policy Research, Center for	1	100,535	4	230,092	1	100,535
Prevention Research Center	0	0	1	7,000	0	0
Total:	16	\$906,743	18	\$606,674	16	\$906,743
Research, Vice President for Sponsored Programs & Research	2	75,000	0	0	2	75,000
Total:	2	\$75,000	0	\$0	2	\$75,000
Science and Mathematics, College of						
Baruch Institute	2	26,200	4	125,188	2	26,200
Biological Sciences	8	3,600,989	7	2,591,971	8	3,600,989
Chemistry & Biochemistry	7	1,253,125	6	847,886	7	1,253,125
Geological Sciences	8	569,206	7	439,558	8	569,206
Mathematics	3	243,306	0	0	3	243,306
Physics & Astronomy	9	652,577	8	923,483	9	652,577
Statistics	2	25,434	3	105,701	2	25,434
Total:	39	\$6,370,837	35	\$5,033,787	39	\$6,370,837
Social Work, College of						
Families in Society, Institute for	1	250,000	1	974,876	1	250,000
Social Work, College of	15	167,771	14	271,547	15	167,771
Total:	16	\$417,771	15	\$1,246,423	16	\$417,771
Student Affairs, Division of						
Student Health	1	5,000	0	0	1	5,000
Student Life	0	0	1	112,277	0	0
Total:	1	\$5,000	1	\$112,277	1	\$5,000
USC Aiken						
	3	63,400	1	23,590	3	63,400
Total:	3	\$63,400	1	\$23,590	3	\$63,400
USC Beaufort						
	2	47,593	1	13,000	2	47,593
Total:	2	\$47,593	1	\$13,000	2	\$47,593
USC Lancaster						
	2	462,031	2	455,434	2	462,031
Total:	2	\$462,031	2	\$455,434	2	\$462,031

Awards by Department

CAMPUS

	CURRENT MONTH July , 2003		YEAR TO DATE FY 2003		YEAR TO DATE FY 2004	
USC Salkehatchie	1	216,454	0	0	1	216,454
Total:	1	\$216,454	0	\$0	1	\$216,454
USC Spartanburg	4	546,088	9	266,464	4	546,088
Total:	4	\$546,088	9	\$266,464	4	\$546,088
USC Union	1	227,407	0	0	1	227,407
Total:	1	\$227,407	0	\$0	1	\$227,407
Report Total:	163	\$16,647,970	155	\$14,219,053	163	\$16,647,970

Awards Associated with University Centers and Institutes

July 2003

Archaeology & Anthropology, SC Institute of	\$5,746
Baruch Institute	\$2,421,900
Cancer Center, South Carolina	\$29,100
Earth Sciences & Resources Institute	\$6,884
Families in Society, Institute for	\$250,000
Health Services & Policy Research, Center for	\$200,535
NanoCenter	\$335,168
Pediatrics/Developmental Disabilities, Center for	\$525,615
Public Service & Policy Research, Institute for	\$3,000
SC Educational Policy Center	\$5,953
Small Business Development Center	\$100,000

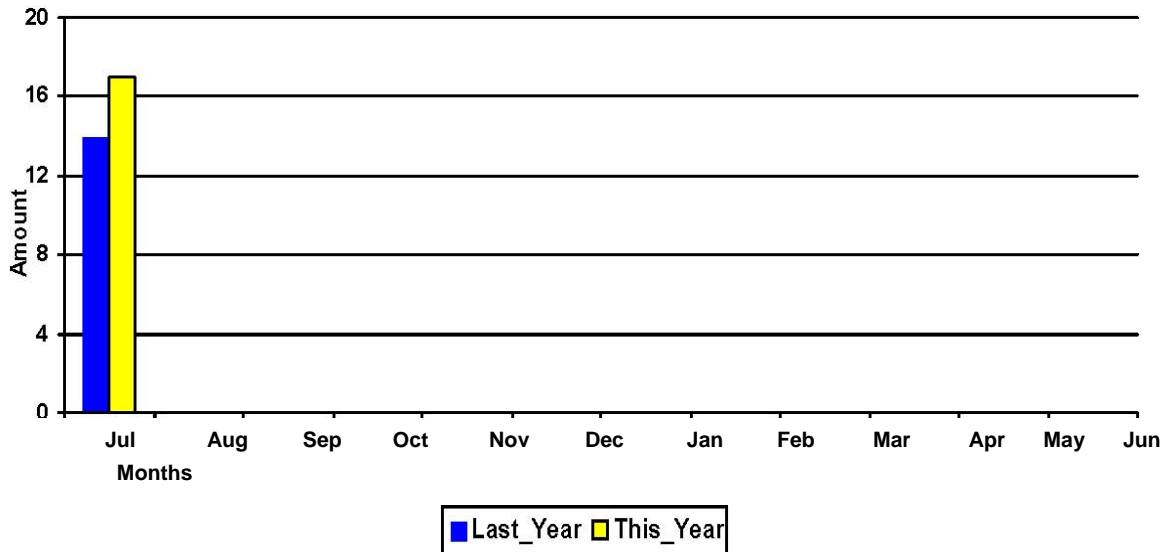
Total: \$3,883,901

Funding Agency Comparison Report Year-To-Date

JULY - 2003

	<u>FISCAL YEAR - 2003</u>		<u>FISCAL YEAR - 2004</u>		<u>CHANGE</u>
NSF Awards	17	\$2,394,225	21	\$2,607,166	8.9%
Dept. Of Education Awards	14	\$2,086,239	15	\$2,440,409	17.0%
NIH Awards	6	\$361,520	16	\$2,316,498	540.8%
Dept. Of Defense Awards	4	\$1,793,297	10	\$1,819,649	1.5%
Non Profit Awards	31	\$789,345	29	\$1,205,994	52.8%
State and Municipalities Awards	12	\$412,757	10	\$561,530	36.0%
Dept. Of Energy Awards	3	\$121,780	8	\$335,451	175.5%
Business and Industry Awards	17	\$192,402	15	\$255,460	32.8%

Amounts Awarded (In millions of dollars)



Awards Received by Unit and Purpose

Fiscal Year 2004 (July 1, 2003 - July 31, 2003)

	Research	Training	Grad. Assist.	Equipment	Service
Business, Moore School of					
Small Business Development Center	-	-	-		100,000
Total	-	-	-		\$100,000
Education, College of					
Education Leadership & Policies	-	-	-		55,708
Educational Psychology	-	47,452	-		-
Instruction & Teacher Education	-	271,472	-		242,158
Physical Education	-	-	-		12,000
School Improvement Council Assistance	-	-	-		138,759
Total	-	\$318,924	-		\$448,625
Engineering & Information Technology, College of					
Chemical Engineering	577,823	-	-		-
Civil & Environmental Engineering	125,149	-	-		-
Computer Science & Engineering	-	-	874		-
Electrical Engineering	1,651,841	-	-		-
Mechanical Engineering	157,569	45,000	-		-
Total	\$2,512,382	\$45,000	\$874		-
Environment, School of the					
Earth Sciences & Resources Institute	6,884	-	-		-
Environment, School of the	25,000	-	-		17,568
Total	\$31,884	-	-		\$17,568
Information Technology, Office of					
Information Technology, Office of	-	-	-		20,000
Total	-	-	-		\$20,000
Law, School of					
Law, School of	-	-	-		64,493
Total	-	-	-		\$64,493
Liberal Arts, College of					
Archaeology & Anthropology, SC Institute of	5,746	-	-		-
Criminology & Criminal Justice, Department of	-	-	16,298		-

	Research	Training	Grad. Assist.	Equipment	Service
History	-	-	16,000	-	-
Philosophy	70,000	-	-	-	-
Political Science	-	-	3,015	-	-
Psychology	187,977	-	19,650	-	-
Religious Studies	5,000	-	-	-	-
Total	\$268,723	-	\$54,963	-	-
Medicine, School of					
Cell & Developmental Biology & Anatomy	333,530	-	-	-	-
Cell Biology & Neurosciences	278,175	-	-	-	-
Internal Medicine	503,209	125,181	-	-	40,000
Medicine, School of - (Dean)	10,000	296,000	-	-	-
Microbiology & Immunology	292,875	-	-	-	-
Neuropsychiatry	-	98,017	-	-	-
Pathology & Microbiology	181,456	-	-	-	-
Pediatrics/Center for Developmental Disabilities	1,650	-	-	-	523,965
Pharmacology, Physiology & Neuroscience	29,100	-	-	-	-
Radiology	-	-	-	-	38,450
Surgery	5,674	-	-	-	-
Total	\$1,635,669	\$519,198	-	-	\$602,415
Nursing, College of					
Family & Community Health Nursing	-	13,740	-	-	-
Nursing - (General)	384,551	249,337	-	-	-
Total	\$384,551	\$263,077	-	-	-
Pharmacy, College of					
Pharmacy - (Dean)	-	-	-	-	13,500
Pharmacy Practice	7,800	-	-	-	-
Total	\$7,800	-	-	-	\$13,500
Public Health, Norman J. Arnold School of					
Environmental Health Sciences	201,626	72,562	-	-	-
Epidemiology & Biostatistics	372,676	-	-	-	-
Exercise Science	76,265	-	29,350	-	-
Health Promotion, Education & Behavior	49,709	-	4,020	-	-
Health Services & Policy Research, Center for	100,535	-	-	-	-
Total	\$800,811	\$72,562	\$33,370	-	-
Research, Vice President for					
Sponsored Programs & Research	50,000	-	-	-	25,000
Total	\$50,000	-	-	-	\$25,000
Science and Mathematics, College of					
Baruch Institute	10,000	-	-	-	16,200

	Research	Training	Grad. Assist.	Equipment	Service
Biological Sciences	3,600,989	-	-		-
Chemistry & Biochemistry	1,253,125	-	-		-
Geological Sciences	564,006	-	-		5,200
Mathematics	243,306	-	-		-
Physics & Astronomy	321,532	327,960	-		3,085
Statistics	-	-	25,434		-
Total	\$5,992,958	\$327,960	\$25,434		\$24,485
Social Work, College of					
Families in Society, Institute for	250,000	-	-		-
Social Work, College of	43,754	-	75,550		48,467
Total	\$293,754	-	\$75,550		\$48,467
Student Affairs, Division of					
Student Health	-	-	-		5,000
Total	-	-	-		\$5,000
USC Aiken					
	40,000	-	-		23,400
Total	\$40,000	-	-		\$23,400
USC Beaufort					
	-	-	-		47,593
Total	-	-	-		\$47,593
USC Lancaster					
	-	-	-		462,031
Total	-	-	-		\$462,031
USC Salkehatchie					
	-	-	-		216,454
Total	-	-	-		\$216,454
USC Spartanburg					
	-	263,000	-		283,088
Total	-	\$263,000	-		\$283,088
USC Union					
	-	-	-		227,407
Total	-	-	-		\$227,407
Total University	\$12,018,532	\$1,809,721	\$190,191		\$2,629,526

Proposals by Department

<u>Campus</u>	CURRENT MONTH July , 2003		YEAR TO DATE FY 2003		YEAR TO DATE FY 2004	
Business, Moore School of						
Small Business Development Center	1	1,127,217	1	100,000	1	1,127,217
Total:	1	\$1,127,217	1	\$100,000	1	\$1,127,217
Education, College of						
Education	0	0	1	12,550	0	0
Education Leadership & Policies	1	286,386	1	130,631	1	286,386
Educational Psychology	1	47,452	0	0	1	47,452
Instruction & Teacher Education	2	156,418	0	0	2	156,418
Physical Education	1	12,000	0	0	1	12,000
Total:	5	\$502,256	2	\$143,181	5	\$502,256
Engineering & Information Technology, College of						
Chemical Engineering	6	1,859,559	4	214,354	6	1,859,559
Civil & Environmental Engineering	7	445,416	3	252,430	7	445,416
Computer Science & Engineering	6	1,036,163	8	803,793	6	1,036,163
Electrical Engineering	3	653,116	2	220,586	3	653,116
Mechanical Engineering	4	484,892	4	293,274	4	484,892
Total:	26	\$4,479,146	21	\$1,784,437	26	\$4,479,146
Environment, School of the						
Earth Sciences & Resources Institute	1	2,050	0	0	1	2,050
Environment, School of the	1	17,569	2	117,696	1	17,569
Total:	2	\$19,619	2	\$117,696	2	\$19,619
Law, School of						
Law, School of	2	84,327	0	0	2	84,327
Total:	2	\$84,327	0	\$0	2	\$84,327
Liberal Arts, College of						
Archaeology & Anthropology, SC Institute of	2	340,601	1	774,762	2	340,601
Art	1	1,200	1	1,200	1	1,200
Criminology & Criminal Justice, Department of	1	248,375	0	0	1	248,375
Geography	2	104,118	1	39,911	2	104,118
History	2	16,000	3	30,029	2	16,000
McKissick Museum	1	99,629	0	0	1	99,629
Political Science	1	3,015	2	80,056	1	3,015
Psychology	3	345,325	11	527,093	3	345,325
Public Services & Policy Research, Institute for	2	43,546	0	0	2	43,546
Religious Studies	1	5,000	1	25,000	1	5,000
Sociology	1	72,800	1	74,826	1	72,800

Proposals by Department

<u>Campus</u>	CURRENT MONTH July , 2003		YEAR TO DATE FY 2003		YEAR TO DATE FY 2004	
Total:	17	\$1,279,609	21	\$1,552,877	17	\$1,279,609
Mass Communications & Information Studies, College						
Journalism & Mass Communications, School of	1	118,046	0	0	1	118,046
Total:	1	\$118,046	0	\$0	1	\$118,046
Medicine, School of						
Cell & Developmental Biology & Anatomy	2	74,982	2	130,000	2	74,982
Internal Medicine	3	147,981	6	752,024	3	147,981
Medicine, School of - (Dean)	2	313,500	0	0	2	313,500
Microbiology & Immunology	1	40,000	0	0	1	40,000
Pathology & Microbiology	1	146,794	3	247,678	1	146,794
Pediatrics/Center for Developmental Disabilities	2	603,691	2	372,124	2	603,691
Pharmacology, Physiology & Neuroscience	2	88,884	2	45,000	2	88,884
Radiology	1	52,800	2	44,650	1	52,800
Total:	14	\$1,468,632	17	\$1,591,476	14	\$1,468,632
Nursing, College of						
Academic & Student Affairs	0	0	1	28,470	0	0
Total:	0	\$0	1	\$28,470	0	\$0
Pharmacy, College of						
Basic Pharmaceutical Sciences	1	345,300	2	287,795	1	345,300
Pharmacy - (General)	1	81,081	1	70,295	1	81,081
Pharmacy Practice	1	19,522	0	0	1	19,522
Total:	3	\$445,903	3	\$358,090	3	\$445,903
Public Health, Norman J. Arnold School of						
Communication Sciences & Disorders	2	294,100	0	0	2	294,100
Environmental Health Sciences	5	1,256,358	4	529,670	5	1,256,358
Epidemiology & Biostatistics	3	220,632	0	0	3	220,632
Exercise Science	4	924,229	4	710,356	4	924,229
Health Administration	1	50,000	5	572,859	1	50,000
Health Promotion, Education & Behavior	6	399,723	5	1,760,613	6	399,723
Health Services & Policy Research, Center for	1	18,874	0	0	1	18,874
Prevention Research Center	1	424,674	2	98,680	1	424,674
Public Health, Norman J. Arnold School of - Dean	1	800,000	1	2,000,000	1	800,000
Total:	24	\$4,388,590	21	\$5,672,178	24	\$4,388,590
Research, Vice President for						
Sponsored Programs & Research	1	100,000	0	0	1	100,000
Total:	1	\$100,000	0	\$0	1	\$100,000

Proposals by Department

<u>Campus</u>	CURRENT MONTH July , 2003		YEAR TO DATE FY 2003		YEAR TO DATE FY 2004	
Science and Mathematics, College of						
Baruch Institute	2	185,935	2	626,604	2	185,935
Biological Sciences	19	1,927,826	19	2,594,299	19	1,927,826
Chemistry & Biochemistry	6	8,219,555	5	2,461,334	6	8,219,555
Geological Sciences	11	876,074	4	539,738	11	876,074
Mathematics	0	0	2	83,154	0	0
Physics & Astronomy	6	1,021,451	4	405,666	6	1,021,451
Statistics	2	5,986	0	0	2	5,986
Total:	46	\$12,236,827	36	\$6,710,795	46	\$12,236,827
Social Work, College of						
Families in Society, Institute for	2	1,980,580	2	1,054,862	2	1,980,580
Social Work, College of	20	1,110,353	22	1,064,152	20	1,110,353
Total:	22	\$3,090,933	24	\$2,119,014	22	\$3,090,933
Student Affairs, Division of						
Student Life	1	20,000	1	4,271	1	20,000
Total:	1	\$20,000	1	\$4,271	1	\$20,000
University 101						
University 101	0	0	1	23,925	0	0
Total:	0	\$0	1	\$23,925	0	\$0
USC Aiken						
	1	8,000	0	0	1	8,000
Total:	1	\$8,000	0	\$0	1	\$8,000
USC Beaufort						
	5	299,728	2	40,780	5	299,728
Total:	5	\$299,728	2	\$40,780	5	\$299,728
USC Lancaster						
	1	237,607	2	455,434	1	237,607
Total:	1	\$237,607	2	\$455,434	1	\$237,607
USC Salkehatchie						
	2	305,116	0	0	2	305,116
Total:	2	\$305,116	0	\$0	2	\$305,116
USC Spartanburg						
	7	555,342	0	0	7	555,342
Total:	7	\$555,342	0	\$0	7	\$555,342
USC Union						
	1	222,948	0	0	1	222,948

Proposals by Department

Campus

	CURRENT MONTH July , 2003		YEAR TO DATE FY 2003		YEAR TO DATE FY 2004	
Total:	1	\$222,948	0	\$0	1	\$222,948
Report Total:	182	\$30,989,846	155	\$20,702,624	182	\$30,989,846