



MEMORANDUM

To: Harris Pastides, Ph.D.
 Interim Vice President for Research

From: Anthony M. Boccanfuso, Ph.D.
 Managing Director

RE: Report of Sponsored Program Activity for July 2002

Date: August 16, 2002

The University received awards totaling \$14.6 million during the month, an 113% increase from last July (\$6.8 million).

Faculty submitted 155 proposals requesting \$20.7 million during July, compared to last year's totals of 114 and \$9.8 million.

	July FY03	YTD FY02	YTD FY03	YTD Change
Award Dollars	\$14,575,746	\$6,838,904	\$14,575,746	113%
Research Expenditures	4,813,074	5,648,497	5,648,497	(-14.8)%
Proposals Submitted	155	114	155	36%
Proposal Dollars Requested	\$20,690,162	\$9,760,375	\$20,690,162	112%

Notable Changes in Activity

	<u>YTD 02</u>	<u>YTD 03</u>
College of Engineering	909,838	1,288,708
College of Liberal Arts	260,584	2,253,597
College of Science and Math	1,542,347	5,102,397
Institute for Families in Society	60,000	974,876
Regional and Four-Year Campuses	1,503,239	758,828

cc: Jerome D. Odom, Ph.D.
 R. Steven Etheredge
 Richard Kelly

Sponsored Programs and Research Monthly Report

SUMMARY OF AWARDS JULY - 2002

By Purpose

Research Awards	\$10,256,907
Training Awards	\$1,867,013
Service Awards	\$2,120,652
Equipment Awards	\$10,000
Graduate Assistantship Awards	\$321,174

TOTAL: \$14,575,746

By Source

Federal Awards	\$13,020,270
Private Awards	\$1,142,719
State Awards	\$412,757

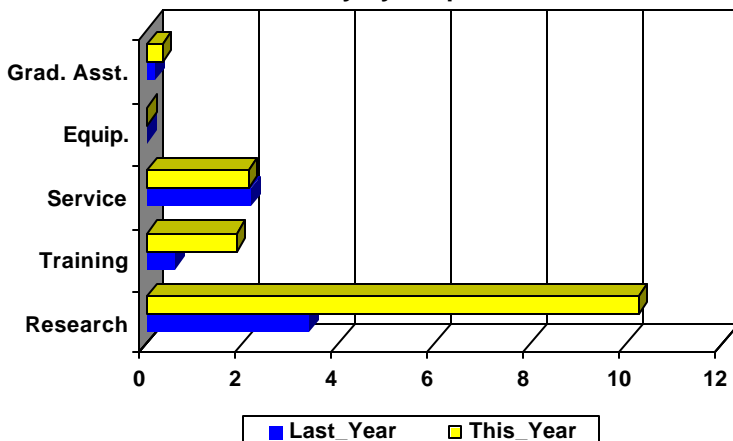
TOTAL: \$14,575,746

COMPARISON OF AMOUNT RECEIVED

JULY - 2002 vs. JULY - 2001

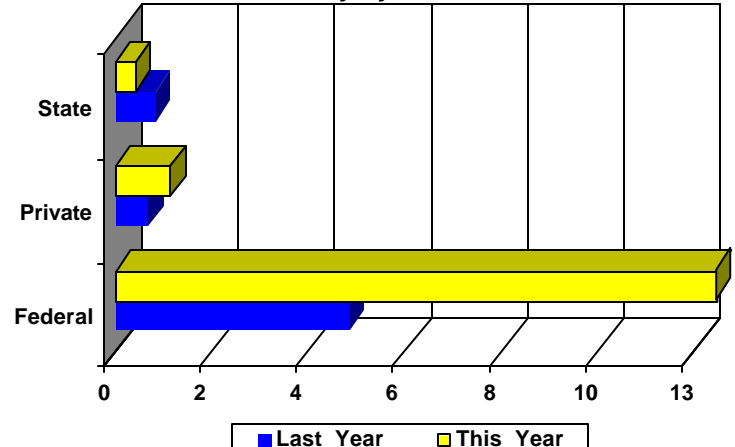
Amounts Received
(In millions of dollars)

Summary by Purpose



Amounts Received
(In millions of dollars)

Summary by Source



AWARDS BY DEPARTMENT

DEPARTMENT	CURRENT MONTH JULY - 2002		YEAR TO DATE FY 2003		YEAR TO DATE FY 2002	
College of Criminal Justice	1	\$24,447	1	\$24,447	1	\$32,596
Total :	1	\$24,447	1	\$24,447	1	\$32,596
College of Education						
Education Leadership & Policies	0	\$0	0	\$0	1	\$11,044
Educational Psychology	3	\$213,753	3	\$213,753	3	\$43,027
Instruction & Teacher Education	1	\$252,158	1	\$252,158	1	\$40,000
Total :	4	\$465,911	4	\$465,911	5	\$94,071
College of Engineering & Information Technology						
Chemical Engineering	2	\$864,417	2	\$864,417	3	\$180,383
Civil & Environmental Engineering	0	\$0	0	\$0	1	\$84,924
Computer Science & Engineering	2	\$12,740	2	\$12,740	1	\$51,163
Mechanical Engineering	3	\$411,551	3	\$411,551	2	\$168,696
SCAMP	0	\$0	0	\$0	5	\$424,672
Total :	7	\$1,288,708	7	\$1,288,708	12	\$909,838
College of Hospitality, Retail & Sports Management						
Center For Retailing Studies	0	\$0	0	\$0	1	\$11,429
Hospitality, Retail & Sports Mgmt - Dean's Office	0	\$0	0	\$0	1	\$62,500
Total :	0	\$0	0	\$0	2	\$73,929
College of Liberal Arts						
Archaeology & Anthropology, Institute of	0	\$0	0	\$0	1	\$15,666
Geography	0	\$0	0	\$0	3	\$59,387
History	5	\$99,059	5	\$99,059	0	\$0
Liberal Arts Dean's Office	0	\$0	0	\$0	1	\$6,000
McKissick Museum	1	\$3,000	1	\$3,000	1	\$2,000
Philosophy	0	\$0	0	\$0	1	\$40,400
Psychology	14	\$199,553	14	\$199,553	3	\$59,500
Public Service & Policy Research, Institute for	3	\$1,836,561	3	\$1,836,561	3	\$27,631
Religious Studies	1	\$25,000	1	\$25,000	1	\$50,000
Sociology	1	\$90,424	1	\$90,424	0	\$0
Total :	25	\$2,253,597	25	\$2,253,597	14	\$260,584
College of Mass Communications & Information Studies						
School of Library & Information Sciences	1	\$2,865	1	\$2,865	2	\$27,985
Total :	1	\$2,865	1	\$2,865	2	\$27,985
College of Nursing						
Academic & Student Affairs	2	\$302,871	2	\$302,871	2	\$292,608
Family & Community Health Nursing	2	\$233,712	2	\$233,712	0	\$0
Total :	4	\$536,583	4	\$536,583	2	\$292,608
College of Pharmacy						
Basic Pharmaceutical Sciences	1	\$161,250	1	\$161,250	1	\$1,500
Palmetto Poison Center	1	\$210,990	1	\$210,990	0	\$0

DEPARTMENT	CURRENT MONTH JULY - 2002		YEAR TO DATE FY 2003		YEAR TO DATE FY 2002	
Pharmacy & Health Outcomes Sci.	1	\$14,500	1	\$14,500	0	\$0
Total :	3	\$386,740	3	\$386,740	1	\$1,500
College of Science and Math						
Baruch Institute	7	\$2,590,547	7	\$2,590,547	1	\$523,000
Biological Research & Technology, Institute for	0	\$0	0	\$0	1	\$2,200
Biological Sciences	4	\$290,671	4	\$290,671	4	\$479,655
Chemistry & Biochemistry	5	\$752,437	5	\$752,437	3	\$364,967
Geological Sciences	7	\$439,558	7	\$439,558	3	\$64,150
Physics & Astronomy	3	\$258,392	3	\$258,392	0	\$0
Science & Math Administration	5	\$665,091	5	\$665,091	0	\$0
Statistics	3	\$105,701	3	\$105,701	1	\$108,375
Total :	34	\$5,102,397	34	\$5,102,397	13	\$1,542,347
College of Social Work						
	14	\$271,547	14	\$271,547	7	\$239,971
Total :	14	\$271,547	14	\$271,547	7	\$239,971
Division of Student Affairs						
Student Life	1	\$112,277	1	\$112,277	0	\$0
Total :	1	\$112,277	1	\$112,277	0	\$0
Institute for Families in Society						
Families in Society, Institute for	1	\$974,876	1	\$974,876	1	\$60,000
Total :	1	\$974,876	1	\$974,876	1	\$60,000
Institutional Planning						
Law School						
Moore School of Business						
Business Administration - Division Of Research	2	\$90,506	2	\$90,506	4	\$157,125
Total :	2	\$90,506	2	\$90,506	4	\$157,125
Norman J. Arnold School of Public Health						
Center for Health Services & Policy Research	4	\$230,092	4	\$230,092	1	\$71,067
Environmental Health Sciences	1	\$4,000	1	\$4,000	9	\$67,615
Epidemiology & Biostatistics	2	\$66,094	2	\$66,094	4	\$135,681
Exercise Science	3	\$60,388	3	\$60,388	0	\$0
Health Administration	1	\$2,407	1	\$2,407	1	\$34,991
Health Promotion, Education & Behavior	5	\$62,634	5	\$62,634	2	\$32,500
Prevention Research Center	1	\$7,000	1	\$7,000	0	\$0
Total :	17	\$432,615	17	\$432,615	17	\$341,854
Office of the Provost						
TRIO Programs	2	\$431,558	2	\$431,558	0	\$0
Total :	2	\$431,558	2	\$431,558	0	\$0
Regional and Four-Year Campuses						
USC Aiken	1	\$23,590	1	\$23,590	0	\$0

DEPARTMENT	CURRENT MONTH JULY - 2002		YEAR TO DATE FY 2003		YEAR TO DATE FY 2002	
USC Beaufort	1	\$13,000	1	\$13,000	1	\$1,200
USC Lancaster	2	\$455,434	2	\$455,434	1	\$216,454
USC Salkehatchie	0	\$0	0	\$0	1	\$216,454
USC Spartanburg	9	\$266,804	9	\$266,804	6	\$628,206
USC Sumter	0	\$0	0	\$0	1	\$216,454
USC Union	0	\$0	0	\$0	1	\$224,471
Total :	13	\$758,828	13	\$758,828	11	\$1,503,239
School of Medicine						
Biochemistry *	1	\$134,874	1	\$134,874	0	\$0
Cell & Developmental Biology & Anatomy	3	\$150,200	3	\$150,200	1	\$115,366
Family & Preventive Medicine	0	\$0	0	\$0	2	\$177,671
Internal Medicine	4	\$5,540	4	\$5,540	1	\$725
Neuropsychiatry	2	\$196,720	2	\$196,720	2	\$51,500
Pathology & Microbiology	2	\$280,566	2	\$280,566	1	\$252,875
Pediatrics/Center for Developmental Disabilities	2	\$409,640	2	\$409,640	1	\$471,454
Pharmacology, Physiology & Neuroscience	2	\$30,000	2	\$30,000	0	\$0
Research & Special Projects	1	\$10,000	1	\$10,000	2	\$159,178
South Carolina Cancer Center	5	\$70,382	5	\$70,382	0	\$0
Surgery	0	\$0	0	\$0	2	\$8,764
Total :	22	\$1,287,922	22	\$1,287,922	12	\$1,237,533
School of the Environment						
Earth Sciences & Resources Institute	1	\$18,809	1	\$18,809	1	\$43,825
School of the Environment	0	\$0	0	\$0	3	\$19,899
Total :	1	\$18,809	1	\$18,809	4	\$63,724
University Libraries						
Vice President for Research						
NanoCenter	2	\$270,434	2	\$270,434	0	\$0
Total :	2	\$270,434	2	\$270,434	0	\$0
Report TOTAL :	153	\$14,575,746	153	\$14,575,746	108	\$6,838,904

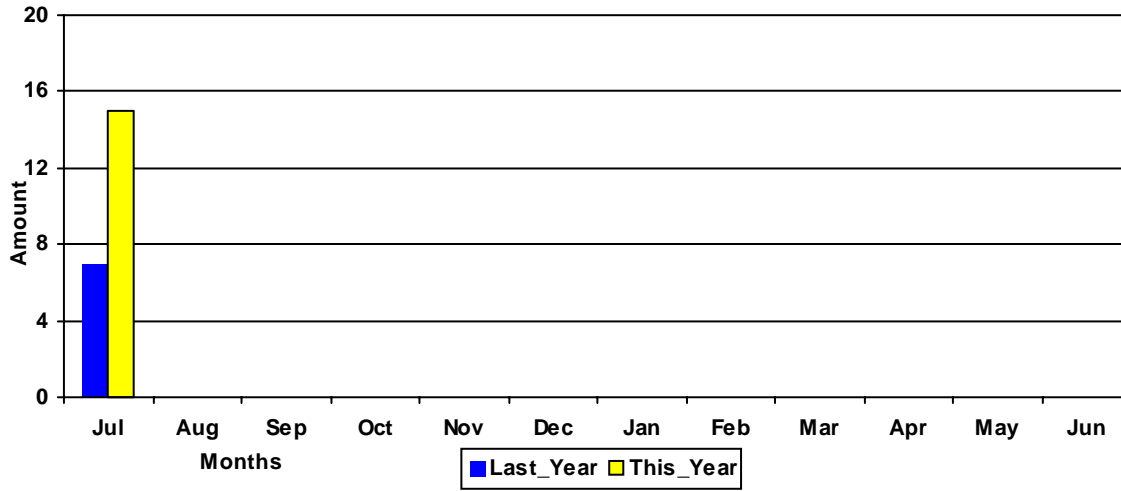
* - Biochemistry represents faculty with a dual appointment to the Department of Chemistry and the School of Medicine. The figures are included in both division totals but only once in the overall total.

Funding Agency Comparison Report

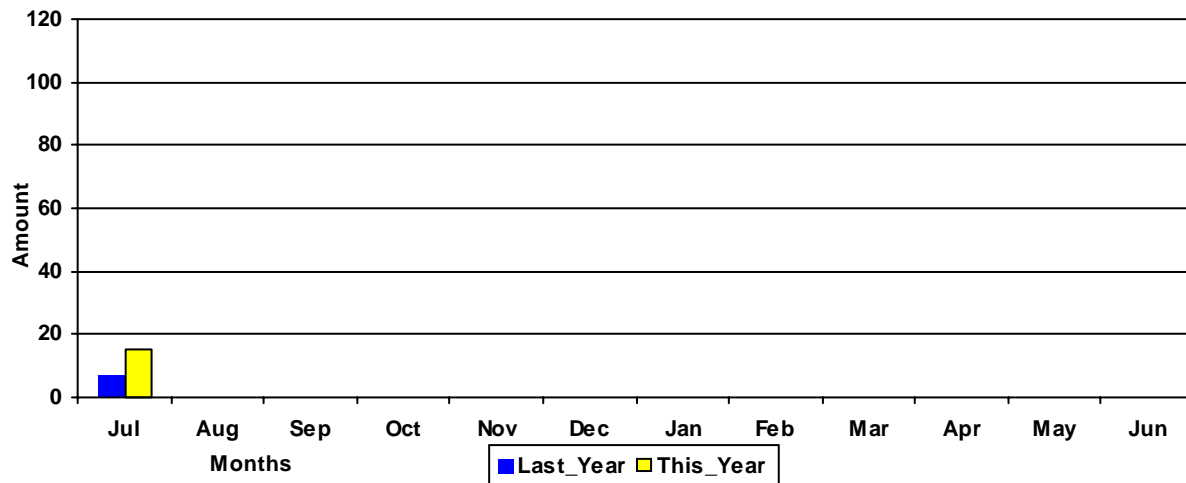
Year-To-Date -JULY - 2002

	<u>FISCAL YEAR - 2003</u>		<u>FISCAL YEAR - 2002</u>	
NSF Awards	17	\$2,380,957	9	\$650,830
NIH Awards	6	\$618,727	7	\$834,539
Dept. Of Defense Awards	4	\$1,892,902	2	\$100,590
Dept. Of Education Awards	14	\$2,086,239	6	\$1,166,289
Dept. Of Energy Awards	3	\$119,039	5	\$186,025
State and Municipalities Awards	12	\$412,757	18	\$825,331
Non Profit Awards	31	\$789,685	21	\$599,182
Business and Industry Awards	16	\$190,289	8	\$77,031

Amounts Awarded
(In millions of dollars)



Cumulative Amounts Awarded
(In millions of dollars)



PROPOSALS BY DEPARTMENT

DEPARTMENT	CURRENT MONTH JULY - 2002		YEAR TO DATE FY 2003		YEAR TO DATE FY 2002	
College of Education						
Education Leadership & Policies	1	\$130,631	1	\$130,631	2	\$20,080
Educational Psychology	1	\$12,550	1	\$12,550	3	\$107,750
Total :	2	\$143,181	2	\$143,181	5	\$127,830
College of Engineering & Information Technology						
Chemical Engineering	4	\$214,354	4	\$214,354	5	\$258,456
Civil & Environmental Engineering	3	\$252,430	3	\$252,430	5	\$371,769
Computer Science & Engineering	8	\$803,793	8	\$803,793	1	\$74,998
Electrical Engineering	2	\$220,586	2	\$220,586	0	\$0
Mechanical Engineering	4	\$293,274	4	\$293,274	1	\$75,000
SCAMP	0	\$0	0	\$0	1	\$404,672
Total :	21	\$1,784,437	21	\$1,784,437	13	\$1,184,895
College of Hospitality, Retail & Sports Management						
College of Liberal Arts						
Archaeology & Anthropology, Institute of	1	\$774,762	1	\$774,762	1	\$7,554
Art	1	\$1,200	1	\$1,200	0	\$0
Geography	1	\$39,911	1	\$39,911	2	\$70,720
History	3	\$30,029	3	\$30,029	0	\$0
McKissick Museum	0	\$0	0	\$0	1	\$2,000
Psychology	11	\$527,093	11	\$527,093	4	\$143,835
Public Service & Policy Research, Institute for	2	\$80,056	2	\$80,056	1	\$12,482
Religious Studies	1	\$25,000	1	\$25,000	1	\$50,000
Total :	20	\$1,478,051	20	\$1,478,051	10	\$286,591
College of Mass Communications & Information Studies						
College of Nursing						
Academic & Student Affairs	1	\$28,470	1	\$28,470	2	\$85,390
Family & Community Health Nursing	0	\$0	0	\$0	1	\$397,717
Total :	1	\$28,470	1	\$28,470	3	\$483,107
College of Pharmacy						
Basic Pharmaceutical Sciences	3	\$358,090	3	\$358,090	0	\$0
Pharmacy Practice	0	\$0	0	\$0	1	\$18,423
Total :	3	\$358,090	3	\$358,090	1	\$18,423
College of Science and Math						
Baruch Institute	5	\$942,841	5	\$942,841	8	\$535,368
Biological Sciences	12	\$1,302,895	12	\$1,302,895	7	\$606,182
Chemistry & Biochemistry	3	\$296,367	3	\$296,367	6	\$678,165
Geological Sciences	5	\$1,033,023	5	\$1,033,023	3	\$109,759
Mathematics	2	\$83,154	2	\$83,154	0	\$0
Physics & Astronomy	4	\$405,666	4	\$405,666	2	\$221,105
Statistics	0	\$0	0	\$0	3	\$8,206

DEPARTMENT	CURRENT MONTH JULY - 2002		YEAR TO DATE FY 2003		YEAR TO DATE FY 2002	
Total :	31	\$4,063,946	31	\$4,063,946	29	\$2,158,785
College of Social Work	20	\$448,738	20	\$448,738	5	\$39,888
Total :	20	\$448,738	20	\$448,738	5	\$39,888
Division of Student Affairs						
Student Life	1	\$4,271	1	\$4,271	0	\$0
Total :	1	\$4,271	1	\$4,271	0	\$0
Institute for Families in Society						
Families in Society, Institute for	4	\$1,497,723	4	\$1,497,723	1	\$370,547
Families in Society, Institute for	1	\$247,379	1	\$247,379	0	\$0
Total :	5	\$1,745,102	5	\$1,745,102	1	\$370,547
Institutional Planning						
Law Enforcement & Safety	0	\$0	0	\$0	1	\$21,600
Total :	0	\$0	0	\$0	1	\$21,600
Law School						
Moore School of Business						
Business Administration - Division Of Research	0	\$0	0	\$0	1	\$4,000
Small Business Development Center	1	\$100,000	1	\$100,000	1	\$79,375
Total :	1	\$100,000	1	\$100,000	2	\$83,375
Norman J. Arnold School of Public Health						
Center for Health Services & Policy Research	0	\$0	0	\$0	1	\$84,571
Environmental Health Sciences	4	\$529,670	4	\$529,670	4	\$404,252
Epidemiology & Biostatistics	0	\$0	0	\$0	2	\$92,250
Exercise Science	3	\$698,356	3	\$698,356	4	\$379,750
Health Administration	5	\$572,859	5	\$572,859	0	\$0
Health Promotion, Education & Behavior	5	\$1,760,613	5	\$1,760,613	2	\$81,500
Norman J. Arnold School of Public Health - Dean	1	\$2,000,000	1	\$2,000,000	0	\$0
Prevention Research Center	3	\$110,680	3	\$110,680	0	\$0
Total :	21	\$5,672,178	21	\$5,672,178	13	\$1,042,323
Office of the Provost						
Regional and Four-Year Campuses						
USC Aiken	0	\$0	0	\$0	2	\$200,000
USC Beaufort	2	\$40,780	2	\$40,780	1	\$20,000
USC Lancaster	2	\$455,434	2	\$455,434	0	\$0
USC Spartanburg	0	\$0	0	\$0	2	\$410,477
USC Sumter	0	\$0	0	\$0	1	\$1,000
Total :	4	\$496,214	4	\$496,214	6	\$631,477
School of Medicine						
Cell & Developmental Biology & Anatomy	2	\$130,000	2	\$130,000	2	\$426,250

DEPARTMENT	CURRENT MONTH		YEAR TO DATE		YEAR TO DATE	
	JULY - 2002		FY 2003		FY 2002	
Cell Biology & Neurosciences	0	\$0	0	\$0	1	\$108,000
Family & Preventive Medicine	0	\$0	0	\$0	2	\$386,691
Internal Medicine	4	\$710,662	4	\$710,662	1	\$100,000
Neuropsychiatry	0	\$0	0	\$0	2	\$292,942
Pathology & Microbiology	3	\$247,678	3	\$247,678	1	\$156,719
Pediatrics/Center for Developmental Disabilities	2	\$372,124	2	\$372,124	4	\$1,268,740
Pharmacology, Physiology & Neuroscience	1	\$30,000	1	\$30,000	2	\$101,498
Research & Special Projects	2	\$44,650	2	\$44,650	0	\$0
South Carolina Cancer Center	5	\$70,382	5	\$70,382	0	\$0
Surgery	0	\$0	0	\$0	2	\$17,000
Total :	19	\$1,605,496	19	\$1,605,496	17	\$2,857,840
School of the Environment						
School of the Environment	3	\$573,096	3	\$573,096	6	\$271,022
Total :	3	\$573,096	3	\$573,096	6	\$271,022
University 101						
	1	\$23,925	1	\$23,925	0	\$0
Total :	1	\$23,925	1	\$23,925	0	\$0
University Libraries						
Vice President for Research						
Biomedical Research Infrastructure Network (BRIN)	1	\$2,000,000	1	\$2,000,000	0	\$0
NanoCenter	1	\$164,967	1	\$164,967	2	\$182,672
Total :	2	\$2,164,967	2	\$2,164,967	2	\$182,672
Report TOTAL :	155	\$20,690,162	155	\$20,690,162	114	\$9,760,375