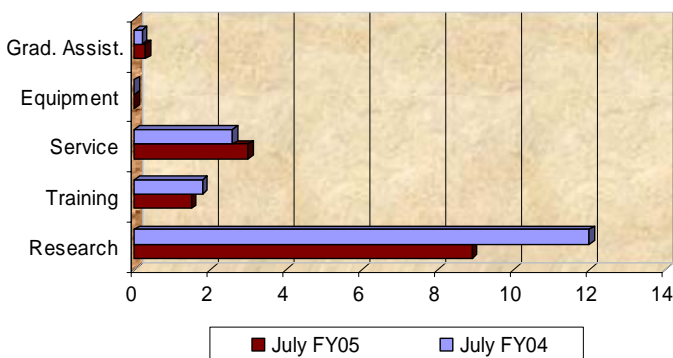


# Sponsored Awards Management (SAM)

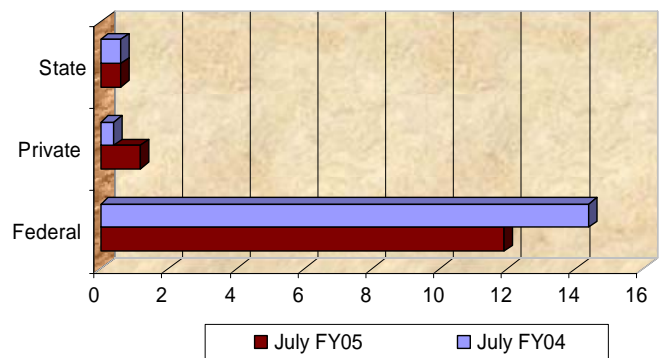
## Monthly Report Summary - July 2004

SAM ACTIVITY	July FY2005	YTD FY04 July	YTD FY05 July	YTD % Change
<b>Award Totals</b>	<b>\$13,757,419</b>	<b>\$16,647,970</b>	<b>\$13,757,419</b>	<b>(-17%)</b>
<i>Source</i>				
Federal	\$11,892,465	\$14,412,208	\$11,892,465	(-18%)
Private	\$1,243,165	\$443,527	\$1,243,165	180%
State	\$621,789	\$561,530	\$621,789	10.7%
<i>Purpose</i>				
Research	\$8,922,755	\$12,018,532	\$8,922,755	(-35%)
Public Service	\$4,834,664	\$4,629,438	\$4,834,664	4%
<i>Sponsors</i>				
NIH	\$3,987,887	\$2,499,847	\$3,987,887	60%
NSF	\$1,370,182	\$2,680,282	\$1,370,182	(-49%)
<b>Proposals</b>				
Submissions	142	182	142	(-22%)
Dollars Requested	\$14,275,382	\$30,989,846	\$14,275,382	(-117%)
<b>Expenditures</b>				
Research Direct	\$5,659,913	\$5,063,551	\$5,659,913	12%
Research IDC	\$1,903,672	\$1,813,570	\$1,903,672	5%
<b>Notable Areas</b>				
Health Science Colleges	\$4,857,180	\$4,706,764	\$4,857,180	3%
Engineering & IT	\$659,021	\$2,574,456	\$659,021	(-74%)
Liberal Arts	\$443,436	\$326,686	\$443,436	36%
Science and Mathematics	\$5,781,594	\$6,559,320	\$5,781,594	(-12%)
Senior and Regional Campuses	\$1,255,744	\$1,552,773	\$1,255,744	(-19%)

**Summary by Purpose**



**Summary by Source**



Amounts Received (In millions of dollars)

## Awards by Department

<u>CAMPUS</u>	CURRENT MONTH July, 2004		YEAR TO DATE FY 2004 (July)		YEAR TO DATE FY 2005 (July)	
<b>Business &amp; Finance</b>						
Facilities Management/Operational Services	1	6,200	0	0	1	6,200
<b>Total:</b>	<b>1</b>	<b>\$6,200</b>	<b>0</b>	<b>\$0</b>	<b>1</b>	<b>\$6,200</b>
<b>Business, Moore School of</b>						
Small Business Development Center	0	0	1	100,000	0	0
<b>Total:</b>	<b>0</b>	<b>\$0</b>	<b>1</b>	<b>\$100,000</b>	<b>0</b>	<b>\$0</b>
<b>Education, College of</b>						
Education Leadership & Policies	1	100,000	2	55,708	1	100,000
Educational Psychology	2	250,678	1	47,452	2	250,678
Instruction & Teacher Education	1	45,652	2	513,630	1	45,652
Physical Education	1	28,000	1	12,000	1	28,000
School Improvement Council Assistance	0	0	1	138,759	0	0
<b>Total:</b>	<b>5</b>	<b>\$424,330</b>	<b>7</b>	<b>\$767,549</b>	<b>5</b>	<b>\$424,330</b>
<b>Engineering &amp; Information Technology, College of</b>						
Chemical Engineering	2	237,952	3	577,823	2	237,952
Civil & Environmental Engineering	2	165,433	2	125,149	2	165,433
Computer Science & Engineering	2	98,985	1	874	2	98,985
Electrical Engineering	3	76,000	9	1,667,971	3	76,000
Engineering & Information Technology, College of	0	0	1	16,200	0	0
Mechanical Engineering	3	80,651	3	202,569	3	80,651
<b>Total:</b>	<b>12</b>	<b>\$659,021</b>	<b>19</b>	<b>\$2,590,586</b>	<b>12</b>	<b>\$659,021</b>
<b>Environment, School of the</b>						
Earth Sciences & Resources Institute	0	0	2	6,884	0	0
Environment, School of the	0	0	2	42,568	0	0
<b>Total:</b>	<b>0</b>	<b>\$0</b>	<b>4</b>	<b>\$49,452</b>	<b>0</b>	<b>\$0</b>
<b>Information Technology, Office of</b>						
Information Technology, Office of	0	0	1	20,000	0	0
<b>Total:</b>	<b>0</b>	<b>\$0</b>	<b>1</b>	<b>\$20,000</b>	<b>0</b>	<b>\$0</b>
<b>Law, School of</b>						
Law, School of	0	0	2	67,493	0	0
<b>Total:</b>	<b>0</b>	<b>\$0</b>	<b>2</b>	<b>\$67,493</b>	<b>0</b>	<b>\$0</b>
<b>Liberal Arts, College of</b>						
Archaeology & Anthropology, SC Institute of	0	0	1	5,746	0	0
Art	2	42,593	0	0	2	42,593
Criminology & Criminal Justice, Department of	0	0	1	16,298	0	0
English Program for Internationals	1	2,066	0	0	1	2,066

## Awards by Department

<u>CAMPUS</u>	CURRENT MONTH		YEAR TO DATE		YEAR TO DATE	
	July, 2004		FY 2004 (July)		FY 2005 (July)	
Geography	1	100,000	0	0	1	100,000
History	2	16,000	2	16,000	2	16,000
Philosophy	0	0	1	70,000	0	0
Political Science	2	19,520	1	3,015	2	19,520
Psychology	11	239,257	5	207,627	11	239,257
Public Service & Policy Research, Institute for	1	20,000	1	3,000	1	20,000
Religious Studies	1	4,000	1	5,000	1	4,000
<b>Total:</b>	<b>21</b>	<b>\$443,436</b>	<b>13</b>	<b>\$326,686</b>	<b>21</b>	<b>\$443,436</b>
<b>Medicine, School of</b>						
Cell & Developmental Biology & Anatomy	4	410,500	2	333,530	4	410,500
Family & Preventive Medicine	3	97,646	0	0	3	97,646
Internal Medicine	3	13,704	4	668,223	3	13,704
Medicine, School of - (Dean)	4	62,972	3	306,000	4	62,972
Microbiology & Immunology	1	30,000	2	292,875	1	30,000
Neuropsychiatry	6	320,022	1	98,017	6	320,022
Obstetrics & Gynecology	3	140,361	0	0	3	140,361
Ophthalmology	3	707,905	0	0	3	707,905
Orthopaedics Surgery	2	56,526	0	0	2	56,526
Pathology & Microbiology	2	176,800	4	164,542	2	176,800
Pediatrics	12	1,175,510	4	525,615	12	1,175,510
Pharmacology, Physiology & Neuroscience	2	42,717	4	328,228	2	42,717
Radiology	2	120,000	1	38,450	2	120,000
Surgery	2	75,293	1	5,674	2	75,293
<b>Total:</b>	<b>49</b>	<b>\$3,429,956</b>	<b>26</b>	<b>\$2,761,154</b>	<b>49</b>	<b>\$3,429,956</b>
<b>Nursing, College of</b>						
Nursing	1	52,510	5	647,628	1	52,510
<b>Total:</b>	<b>1</b>	<b>\$52,510</b>	<b>5</b>	<b>\$647,628</b>	<b>1</b>	<b>\$52,510</b>
<b>Pharmacy, College of</b>						
Pharmacy - (Dean)	0	0	1	13,500	0	0
Pharmacy - (General)	1	25,000	1	52,168	1	25,000
Pharmacy Practice	0	0	1	7,800	0	0
<b>Total:</b>	<b>1</b>	<b>\$25,000</b>	<b>3</b>	<b>\$73,468</b>	<b>1</b>	<b>\$25,000</b>
<b>Provost, Office of the</b>						
TRIO Programs	1	329,914	0	0	1	329,914
<b>Total:</b>	<b>1</b>	<b>\$329,914</b>	<b>0</b>	<b>\$0</b>	<b>1</b>	<b>\$329,914</b>
<b>Public Health, Arnold School of</b>						
Communication Sciences & Disorders	1	72,750	0	0	1	72,750
Environmental Health Sciences	1	67,089	3	274,188	1	67,089

## Awards by Department

<u>CAMPUS</u>	CURRENT MONTH		YEAR TO DATE		YEAR TO DATE	
	July, 2004		FY 2004 (July)		FY 2005 (July)	
Epidemiology & Biostatistics	5	519,292	3	272,676	5	519,292
Exercise Science	3	50,500	5	105,615	3	50,500
Health Promotion, Education & Behavior	1	162,750	3	53,729	1	162,750
Health Services & Policy Research, Center for	1	14,315	1	100,535	1	14,315
Health Services Policy & Management	2	7,500	0	0	2	7,500
Research & Nutrition & Health Disparities, Center	1	134,125	0	0	1	134,125
<b>Total:</b>	<b>15</b>	<b>\$1,028,321</b>	<b>15</b>	<b>\$806,743</b>	<b>15</b>	<b>\$1,028,321</b>
<b>Research &amp; Health Sciences, Vice President</b>						
Sponsored Projects Support	0	0	2	75,000	0	0
<b>Total:</b>	<b>0</b>	<b>\$0</b>	<b>2</b>	<b>\$75,000</b>	<b>0</b>	<b>\$0</b>
<b>Science and Mathematics, College of</b>						
Baruch Institute	1	2,400,521	2	2,421,900	1	2,400,521
Biological Sciences	14	1,329,103	9	1,391,362	14	1,329,103
Chemistry & Biochemistry	8	1,172,831	7	1,258,113	8	1,172,831
Geological Sciences	6	379,905	7	545,680	6	379,905
Mathematics	1	242,099	3	243,306	1	242,099
Physics & Astronomy	1	166,044	9	673,525	1	166,044
Statistics	4	91,091	2	25,434	4	91,091
<b>Total:</b>	<b>35</b>	<b>\$5,781,594</b>	<b>39</b>	<b>\$6,559,320</b>	<b>35</b>	<b>\$5,781,594</b>
<b>Senior and Regional Campuses</b>						
USC Aiken	2	60,000	3	63,400	2	60,000
USC Beaufort	3	450,410	2	47,593	3	450,410
USC Lancaster	3	472,231	2	451,831	3	472,231
USC Salkehatchie	3	193,841	1	216,454	3	193,841
USC Spartanburg	2	75,762	4	546,088	2	75,762
USC Sumter	1	3,500	0	0	1	3,500
USC Union	0	0	1	227,407	0	0
<b>Total:</b>	<b>14</b>	<b>\$1,255,744</b>	<b>13</b>	<b>\$1,552,773</b>	<b>14</b>	<b>\$1,255,744</b>
<b>Social Work, College of</b>						
Families in Society, Institute for	2	100,000	1	250,000	2	100,000
Social Work, College of	5	221,393	15	167,771	5	221,393
<b>Total:</b>	<b>7</b>	<b>\$321,393</b>	<b>16</b>	<b>\$417,771</b>	<b>7</b>	<b>\$321,393</b>
<b>Student Affairs, Division of</b>						
Student Health	0	0	1	5,000	0	0
<b>Total:</b>	<b>0</b>	<b>\$0</b>	<b>1</b>	<b>\$5,000</b>	<b>0</b>	<b>\$0</b>

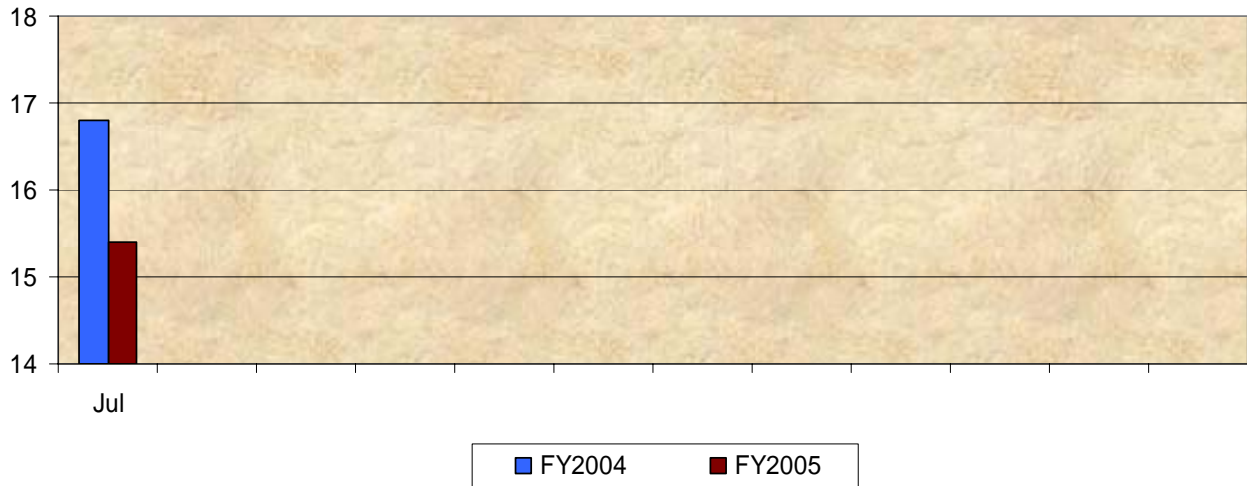
## Awards by Department

### CAMPUS

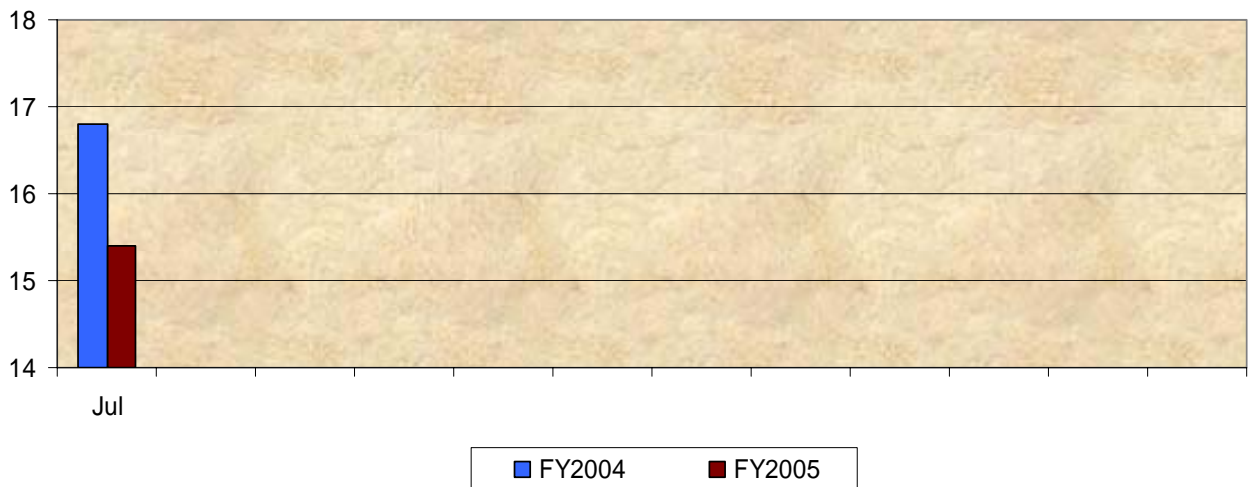
	CURRENT MONTH July, 2004		YEAR TO DATE FY 2004 (July)		YEAR TO DATE FY 2005 (July)	
Report Total:	162	\$13,757,419	167	\$16,820,623	162	\$13,757,419

## Funding Agency Comparison Report Year-To-Date - July - 2004

		<u>FISCAL YEAR - 2004</u>		<u>FISCAL YEAR - 2005</u>	<u>% CHG</u>
<b>NIH Awards</b>	18	\$2,499,847	27	\$3,987,887	59.5%
<b>Dept. Of Education Awards</b>	14	\$2,430,209	12	\$2,047,439	-15.8%
<b>Dept. Of Defense Awards</b>	10	\$1,835,779	4	216,834	-88%
<b>NSF Awards</b>	22	\$2,680,282	15	\$1,370,182	-48.9%
<b>Non Profit Awards</b>	31	\$1,216,982	32	\$684,054	-43.8%
<b>State and Municipalities Awards</b>	10	\$561,530	15	\$621,789	10.7%
<b>Dept. Of Energy Awards</b>	8	\$335,451	3	\$90,647	-73.0%
<b>Business and Industry Awards</b>	14	\$255,460	15	\$402,432	57.5%



### Amounts Awarded (In millions of dollars)





## Awards Received by Unit and Purpose

---

### YEAR TO DATE FY2005 (July 1, 2004 - July 31, 2004)

	Research	Training	Grad. Assist.	Equipment	Service
<b>Business &amp; Finance</b>					
Facilities Management/Operational Services	-	6,200	-		-
<b>Total</b>	<b>-</b>	<b>\$6,200</b>	<b>-</b>		<b>-</b>
<b>Education, College of</b>					
Education Leadership & Policies	100,000	-	-		-
Educational Psychology	-	250,678	-		-
Instruction & Teacher Education	-	-	-		45,652
Physical Education	-	-	28,000		-
<b>Total</b>	<b>\$100,000</b>	<b>\$250,678</b>	<b>\$28,000</b>		<b>\$45,652</b>
<b>Engineering &amp; Information Technology, College of</b>					
Chemical Engineering	237,952	-	-		-
Civil & Environmental Engineering	165,433	-	-		-
Computer Science & Engineering	98,985	-	-		-
Electrical Engineering	76,000	-	-		-
Mechanical Engineering	80,651	-	-		-
<b>Total</b>	<b>\$659,021</b>	<b>-</b>	<b>-</b>		<b>-</b>
<b>Liberal Arts, College of</b>					
Art	10,000	-	-		32,593
English Program for Internationals	-	2,066	-		-
Geography	-	100,000	-		-
History	-	-	16,000		-
Political Science	-	-	19,520		-
Psychology	115,668	-	123,589		-
Public Service & Policy Research, Institute for	20,000	-	-		-
Religious Studies	4,000	-	-		-
<b>Total</b>	<b>\$149,668</b>	<b>\$102,066</b>	<b>\$159,109</b>		<b>\$32,593</b>
<b>Medicine, School of</b>					
Cell & Developmental Biology & Anatomy	410,500	-	-		-
Family & Preventive Medicine	-	4,812	-		92,834
Internal Medicine	5,949	7,755	-		-
Medicine, School of - (Dean)	-	3,880	-		59,092
Microbiology & Immunology	30,000	-	-		-
Neuropsychiatry	179,366	-	-		140,656

	Research	Training	Grad. Assist.	Equipment	Service
Obstetrics & Gynecology	-	-	-	-	140,361
Ophthalmology	662,969	-	-	-	44,936
Orthopaedics Surgery	-	-	-	-	56,526
Pathology & Microbiology	176,800	-	-	-	-
Pediatrics	23,325	64,368	-	-	1,087,817
Pharmacology, Physiology & Neuroscience	15,000	27,717	-	-	-
Radiology	70,000	-	-	-	50,000
Surgery	-	-	-	-	75,293
<b>Total</b>	<b>\$1,573,909</b>	<b>\$108,532</b>	<b>-</b>	<b>-</b>	<b>\$1,747,515</b>
<b>Nursing, College of</b>					
Nursing	-	52,510	-	-	-
<b>Total</b>	<b>-</b>	<b>\$52,510</b>	<b>-</b>	<b>-</b>	<b>-</b>
<b>Pharmacy, College of</b>					
Pharmacy - (General)	25,000	-	-	-	-
<b>Total</b>	<b>\$25,000</b>	<b>-</b>	<b>-</b>	<b>-</b>	<b>-</b>
<b>Provost, Office of the</b>					
TRIO Programs	-	-	-	-	329,914
<b>Total</b>	<b>-</b>	<b>-</b>	<b>-</b>	<b>-</b>	<b>\$329,914</b>
<b>Public Health, Arnold School of</b>					
Communication Sciences & Disorders	72,750	-	-	-	-
Environmental Health Sciences	-	67,089	-	-	-
Epidemiology & Biostatistics	469,939	-	-	-	49,353
Exercise Science	20,000	-	30,500	-	-
Health Promotion, Education & Behavior	-	162,750	-	-	-
Health Services & Policy Research, Center for	-	-	-	-	14,315
Health Services Policy & Management	-	-	7,500	-	-
Research & Nutrition & Health Disparities, Center for	134,125	-	-	-	-
<b>Total</b>	<b>\$696,814</b>	<b>\$229,839</b>	<b>\$38,000</b>	<b>-</b>	<b>\$63,668</b>
<b>Science and Mathematics, College of</b>					
Baruch Institute	2,400,521	-	-	-	-
Biological Sciences	1,329,103	-	-	-	-
Chemistry & Biochemistry	1,170,831	-	-	-	2,000
Geological Sciences	379,905	-	-	-	-
Mathematics	242,099	-	-	-	-
Physics & Astronomy	-	166,044	-	-	-
Statistics	32,200	-	58,891	-	-
<b>Total</b>	<b>\$5,554,659</b>	<b>\$166,044</b>	<b>\$58,891</b>	<b>-</b>	<b>\$2,000</b>
<b>Senior and Regional Campuses</b>					
USC Aiken	60,000	-	-	-	-

	Research	Training	Grad. Assist.	Equipment	Service
USC Beaufort	-	90,845	-		359,565
USC Lancaster	-	-	-		472,231
USC Salkehatchie	-	-	-		193,841
USC Spartanburg	3,684	-	-		72,078
USC Sumter	-	-	-		3,500
<b>Total</b>	<b>\$63,684</b>	<b>\$90,845</b>	<b>-</b>		<b>\$1,101,215</b>
<b>Social Work, College of</b>					
Families in Society, Institute for	100,000	-	-		-
Social Work, College of	-	-	8,072		213,321
<b>Total</b>	<b>\$100,000</b>	<b>-</b>	<b>\$8,072</b>		<b>\$213,321</b>
<b>Total University</b>	<b>\$8,922,755</b>	<b>\$1,006,714</b>	<b>\$292,072</b>		<b>\$3,535,878</b>

# Proposals by Department

	Current Month July FY2005		YEAR TO DATE FY 2004		YEAR TO DATE FY 2005	
<b>Business &amp; Finance</b>						
Facilities Management/Operational Services	1	\$6,200	0	\$0	1	\$6,200
<b>Totals:</b>	<b>1</b>	<b>\$6,200</b>	<b>0</b>	<b>\$0</b>	<b>1</b>	<b>\$6,200</b>
<b>Business, Moore School of</b>						
Small Business Development Center	0	\$0	1	\$1,127,217	0	\$0
<b>Totals:</b>	<b>0</b>	<b>\$0</b>	<b>1</b>	<b>\$1,127,217</b>	<b>0</b>	<b>\$0</b>
<b>Education, College of</b>						
Education Leadership & Policies	0	\$0	1	\$286,386	0	\$0
Educational Psychology	0	\$0	1	\$47,452	0	\$0
Instruction & Teacher Education	2	\$75,652	2	\$156,418	2	\$75,652
Physical Education	0	\$0	1	\$12,000	0	\$0
Office of Program Evaluation	2	\$127,215	0	\$0	2	\$127,215
<b>Totals:</b>	<b>4</b>	<b>\$202,867</b>	<b>5</b>	<b>\$502,256</b>	<b>4</b>	<b>\$202,867</b>
<b>Engineering &amp; Information Technology, College of</b>						
Chemical Engineering	11	\$1,719,502	6	\$1,859,559	11	\$1,719,502
Civil & Environmental Engineering	8	\$492,774	7	\$445,416	8	\$492,774
Computer Science & Engineering	4	\$410,495	6	\$1,036,163	4	\$410,495
Electrical Engineering	6	\$1,548,050	3	\$653,116	6	\$1,548,050
Mechanical Engineering	7	\$602,114	4	\$484,892	7	\$602,114
<b>Totals:</b>	<b>36</b>	<b>\$4,772,935</b>	<b>26</b>	<b>\$4,479,146</b>	<b>36</b>	<b>\$4,772,935</b>
<b>Environment, School of the</b>						
Earth Sciences & Resources Institute	0	\$0	1	\$2,050	0	\$0
Environment, School of the	0	\$0	1	\$17,569	0	\$0
<b>Totals:</b>	<b>0</b>	<b>\$0</b>	<b>2</b>	<b>\$19,619</b>	<b>0</b>	<b>\$0</b>
<b>Hospitality, Retail &amp; Sport Management, College of</b>						
Hospitality, Retail & Sport Management - (Dean)	1	\$135,000	0	\$0	1	\$135,000
<b>Totals:</b>	<b>1</b>	<b>\$135,000</b>	<b>0</b>	<b>\$0</b>	<b>1</b>	<b>\$135,000</b>
<b>Law, School of</b>						
Law, School of	0	\$0	2	\$84,327	0	\$0
<b>Totals:</b>	<b>0</b>	<b>\$0</b>	<b>2</b>	<b>\$84,327</b>	<b>0</b>	<b>\$0</b>
<b>Liberal Arts, College of</b>						
Anthropology	1	\$38,757	0	\$0	1	\$38,757
Archaeology & Anthropology, SC Institute of	2	\$2,268	2	\$340,601	2	\$2,268
Art	0	\$0	1	\$1,200	0	\$0
Criminology & Criminal Justice, Department of	0	\$0	1	\$248,375	0	\$0
Geography	2	\$85,206	2	\$104,118	2	\$85,206
History	2	\$16,000	2	\$16,000	2	\$16,000
Linguistics Program	1	\$11,936	0	\$0	1	\$11,936
McKissick Museum	0	\$0	1	\$99,629	0	\$0
Philosophy	2	\$195,077	0	\$0	2	\$195,077
Political Science	2	\$19,522	1	\$3,015	2	\$19,522
Psychology	8	\$92,930	3	\$345,325	8	\$92,930
Public Service & Policy Research, Institute for	3	\$83,218	2	\$43,546	3	\$83,218
Religious Studies	0	\$0	1	\$5,000	0	\$0
Sociology	0	\$0	1	\$72,800	0	\$0
<b>Totals:</b>	<b>23</b>	<b>\$544,914</b>	<b>17</b>	<b>\$1,279,609</b>	<b>23</b>	<b>\$544,914</b>

<b>Mass Communications &amp; Information Studies, College of</b>						
Journalism & Mass Communications, School of	0	\$0	1	\$118,046	0	\$0
<b>Totals:</b>	<b>0</b>	<b>\$0</b>	<b>1</b>	<b>\$118,046</b>	<b>0</b>	<b>\$0</b>
<b>Medicine, School of</b>						
Cell & Developmental Biology & Anatomy	0	\$0	2	\$74,982	0	\$0
Family & Preventive Medicine	2	\$67,200	0	\$0	2	\$67,200
Internal Medicine	0		3	\$147,981	0	\$0
Medicine, School of - (Dean)	1	\$65,748	2	\$313,500	1	\$65,748
Obstetrics & Gynecology	1	\$64,952	0	\$0	1	\$64,952
Microbiology & Immunology	0	\$0	1	\$40,000	0	\$0
Pathology & Microbiology	2	\$50,568	1	\$146,794	2	\$50,568
Pediatrics	5	\$910,856	2	\$603,691	5	\$910,856
Pharmacology, Physiology & Neuroscience	2	\$187,519	2	\$88,884	2	\$187,519
Radiology	0	\$0	1	\$52,800	0	\$0
<b>Totals:</b>	<b>14</b>	<b>\$1,346,843</b>	<b>14</b>	<b>\$1,468,632</b>	<b>14</b>	<b>\$1,346,843</b>
<b>Nursing, College of</b>						
Nursing	2	\$54,003	0	\$0	2	\$54,003
<b>Totals:</b>	<b>2</b>	<b>\$54,003</b>	<b>0</b>	<b>\$0</b>	<b>2</b>	<b>\$54,003</b>
<b>Pharmacy, College of</b>						
Basic Pharmaceutical Sciences	0	\$0	1	\$345,300	0	\$0
Pharmacy - (Dean)	2	\$40,500	0	\$0	2	\$40,500
Pharmacy & Health Outcomes Sci.	0	\$0	1	\$81,081	0	\$0
Pharmacy Practice	0	\$0	1	\$19,522	0	\$0
<b>Totals:</b>	<b>2</b>	<b>\$40,500</b>	<b>3</b>	<b>\$445,903</b>	<b>2</b>	<b>\$40,500</b>
<b>Public Health, Arnold School of</b>						
Communication Sciences & Disorders	0	\$0	2	\$294,100	0	\$0
Environmental Health Sciences	0	\$0	5	\$1,256,358	0	\$0
Epidemiology & Biostatistics	4	\$1,719,782	3	\$220,632	4	\$1,719,782
Exercise Science	3	\$58,000	4	\$924,229	3	\$58,000
Health Promotion, Education & Behavior	2	\$23,000	6	\$399,723	2	\$23,000
Health Services & Policy Research, Center for	1	\$120,719	1	\$18,874	1	\$120,719
Health Services Policy and Management	3	\$99,365	1	\$50,000	3	\$99,365
Prevention Research Center	1	\$5,000	1	\$424,674	1	\$5,000
Public Health, Arnold School of - Dean	1	\$162,750	1	\$800,000	1	\$162,750
<b>Totals:</b>	<b>15</b>	<b>\$2,188,616</b>	<b>24</b>	<b>\$4,388,590</b>	<b>15</b>	<b>\$2,188,616</b>
<b>Research &amp; Health Sciences, Vice President</b>						
Sponsored Awards Management	0	\$0	1	\$100,000	0	\$0
<b>Totals:</b>	<b>0</b>	<b>\$0</b>	<b>1</b>	<b>\$100,000</b>	<b>0</b>	<b>\$0</b>
<b>Science and Mathematics, College of</b>						
Baruch Institute	2	\$84,635	2	\$185,935	2	\$84,635
Biological Sciences	8	\$814,119	19	\$1,927,826	8	\$814,119
Chemistry & Biochemistry	8	\$1,457,181	6	\$8,219,555	8	\$1,457,181
Geological Sciences	5	\$730,969	11	\$876,074	5	\$730,969
Physics & Astronomy	1	\$36,297	6	\$1,021,451	1	\$36,297
Statistics	3	\$183,558	2	\$5,986	3	\$183,558
<b>Totals:</b>	<b>27</b>	<b>\$3,306,759</b>	<b>46</b>	<b>\$12,236,827</b>	<b>27</b>	<b>\$3,306,759</b>
<b>Social Work, College of</b>						

Families in Society, Institute for	3	\$236,315	2	\$1,980,580	3	\$236,315
Social Work, College of	4	\$414,010	20	\$1,110,353	4	\$414,010
<b>Totals:</b>	<b>7</b>	<b>\$650,325</b>	<b>22</b>	<b>\$3,090,933</b>	<b>7</b>	<b>\$650,325</b>
<b>Student Affairs, Division of</b>						
Student Life	1	\$20,000	1	\$20,000	1	\$20,000
<b>Totals:</b>	<b>1</b>	<b>\$20,000</b>	<b>1</b>	<b>\$20,000</b>	<b>1</b>	<b>\$20,000</b>
<b>University Libraries</b>						
South Caroliniana Library	1	\$69,837	0	\$0	1	\$69,837
<b>Totals:</b>	<b>1</b>	<b>\$69,837</b>	<b>0</b>	<b>\$0</b>	<b>1</b>	<b>\$69,837</b>
<b>Senior &amp; Regional Campuses</b>						
USC Aiken	3	\$190,281	1	\$8,000	3	\$190,281
USC Beaufort	2	\$263,591	5	\$299,728	2	\$263,591
USC Lancaster	2	\$472,231	1	\$237,607	2	\$472,231
USC Salkehatchie	0	\$0	2	\$305,116	0	\$0
USC Upstate	1	\$10,480	7	\$555,342	1	\$10,480
USC Union	0	\$0	1	\$222,948	0	\$0
<b>Totals:</b>	<b>8</b>	<b>\$936,583</b>	<b>17</b>	<b>\$1,628,741</b>	<b>8</b>	<b>\$936,583</b>
	<b>142</b>	<b>\$14,275,382</b>	<b>182</b>	<b>\$30,989,846</b>	<b>142</b>	<b>\$14,275,382</b>