

**RESEARCH****MEMORANDUM**

To: Harris Pastides, Ph.D.
Vice President for Research and Health Sciences

From: Anthony M. Boccanfuso, Ph.D.
Managing Director

RE: Report of Sponsored Program Activity for January 2004

Date: March 8, 2004

Trends for the month of January and YTD continue to be positive.

- January awards totaled \$10.8 million in new funding, an increase of six percent compared to January 2003.
- Total YTD awards through January reached \$84.8 million compared to \$80.9 million in FY2003, an increase of five percent.
- NSF, NIH, DOD, Non-Profit & Business/Industry awards all experienced double-digit percentage gains.
- Faculty submitted 155 proposals requesting \$22.5 million during January 2004. For FY2004, SPAR has processed 941 proposals requesting \$135.7 million. In comparison, over the same period of FY2003, SPAR processed 961 proposals requesting \$123.7 million.

	January FY04	YTD FY03 July - January	YTD FY04 July - January	YTD Change
Award Dollars	\$10,836,855	\$80,926,292	\$84,813,559	5%
Research Direct Expenditures	\$5,303,806	\$32,430,909	\$38,191,483	18%
Research IDC Expenditures	\$1,368,920	\$8,461,058	\$9,749,641	15%
Proposals Submitted	155	961	941	(2)%
Proposal Dollars Requested	\$ 22,491,856	\$123,688,950	\$135,716,296	10%
Notable Areas				
Health Science Colleges	\$6,596,023	\$38,428,344	\$32,725,646	(15)%
Engineering & Information Technology	\$2,416,492	\$7,785,968	\$11,194,380	44%
Liberal Arts, College of	\$426,727	\$6,767,520	\$9,039,512	34%
Science and Mathematics, College of	\$506,549	\$16,228,398	\$18,973,715	17%
Senior and Regional Campuses	\$51,154	\$4,131,714	\$4,121,796	n/a

cc: Andrew A. Sorensen, Ph.D.
Jerome D. Odom, Ph.D.
Ed Walton
R. Steven Etheredge
Richard Kelly

Sponsored Programs and Research

Monthly Report

SUMMARY OF AWARDS

January - 2004

By Purpose

Research Awards	\$4,790,170
Training Awards	\$4,354,232
Service Awards	\$1,606,574
Graduate Assistantship	\$ 85,879

TOTAL: \$10,836,855

By Source

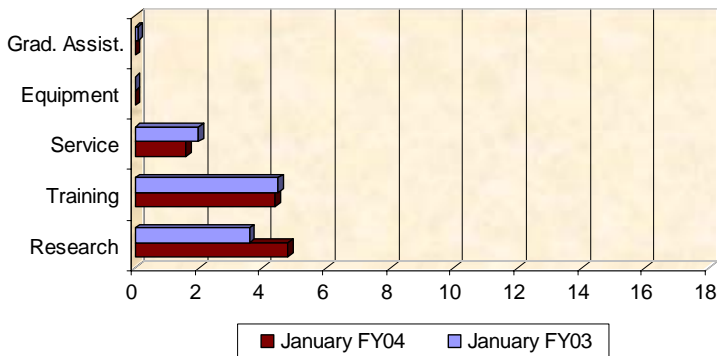
Federal Awards	\$9,338,658
Private Awards	\$1,325,180
State Awards	\$173,017

TOTAL: \$10,836,855

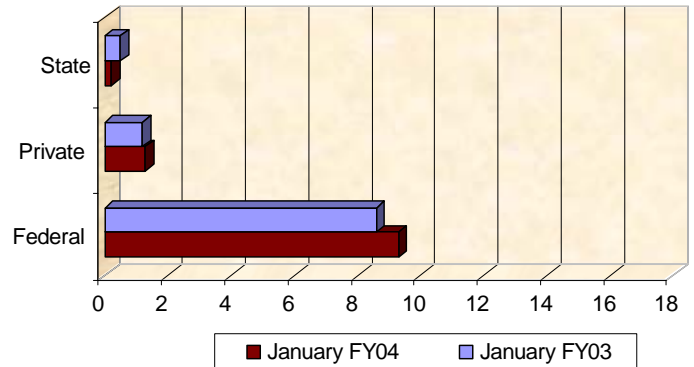
COMPARISON OF AMOUNT RECEIVED

January - 2004 vs. January - 2003

Summary by Purpose



Summary by Source



Amounts Received (In millions of dollars)

Awards by Department

<u>CAMPUS</u>	CURRENT MONTH January, 2004		YEAR TO DATE FY 2003		YEAR TO DATE FY 2004	
Business & Finance						
Campus Services	0	0	0	0	1	5,875
Facilities Management/Operational Services	0	0	0	0	1	6,600
Total:	0	\$0	0	\$0	2	\$12,475
Business, Moore School of						
Business Administration - Division of Research	0	0	24	520,099	7	493,746
Economics, Department of	0	0	1	88,738	0	0
Small Business Development Center	0	0	5	665,847	6	749,353
Total:	0	\$0	30	\$1,274,684	13	\$1,243,099
Education, College of						
Education	1	20,000	3	35,050	3	144,122
Education Leadership & Policies	1	10,000	6	235,289	5	214,951
Educational Psychology	1	15,000	8	457,163	4	397,299
Instruction & Teacher Education	1	40,000	18	2,064,289	14	1,497,370
Office of Program Evaluation	1	83,217	0	0	2	158,217
Physical Education	0	0	1	5,000	2	24,000
School Improvement Council Assistance	0	0	3	162,137	1	138,759
Total:	5	\$168,217	39	\$2,958,928	31	\$2,574,718
Engineering & Information Technology, College of						
Chemical Engineering	7	464,827	19	1,955,120	28	1,834,012
Civil & Environmental Engineering	1	5,000	14	336,992	17	1,016,665
Computer Science & Engineering	2	28,704	13	312,273	21	997,758
Electrical Engineering	4	1,890,200	8	3,372,060	28	6,423,010
Engineering & Information Technology, College of	0	0	7	387,071	5	231,660
Mechanical Engineering	1	27,761	15	1,422,452	15	691,275
Total:	15	\$2,416,492	76	\$7,785,968	114	\$11,194,380
Enrollment Management						
Student Financial Aid & Scholarships	0	0	1	35,166	1	38,335
Total:	0	\$0	1	\$35,166	1	\$38,335
Environment, School of the						
Earth Sciences & Resources Institute	0	0	4	27,050	9	137,699
Environment, School of the	0	0	8	258,493	8	764,670
Total:	0	\$0	12	\$285,543	17	\$902,369
Honors College, South Carolina						
Honors College, South Carolina	0	0	1	4,000	1	4,000
Total:	0	\$0	1	\$4,000	1	\$4,000

Awards by Department

<u>CAMPUS</u>	CURRENT MONTH January, 2004		YEAR TO DATE FY 2003		YEAR TO DATE FY 2004	
Hospitality, Retail & Sport Management, College of						
Retailing, Center for	1	20,000	1	8,000	1	20,000
Sport & Entertainment Management	0	0	0	0	1	13,500
Total:	1	\$20,000	1	\$8,000	2	\$33,500
Information Technology, Office of						
Information Technology, Office of	0	0	0	0	1	20,000
Total:	0	\$0	0	\$0	1	\$20,000
Law, School of						
Law, School of	4	631,693	6	605,306	14	1,317,482
Total:	4	\$631,693	6	\$605,306	14	\$1,317,482
Liberal Arts, College of						
Anthropology	0	0	0	0	2	81,125
Archaeology & Anthropology, SC Institute of	1	14,584	8	322,673	9	1,001,681
Art	0	0	1	1,200	1	1,200
Criminology & Criminal Justice, Department of	0	0	2	223,447	2	215,298
English	0	0	0	0	4	81,701
Geography	1	6,200	14	637,314	11	802,733
History	0	0	12	138,461	9	102,078
McKissick Museum	0	0	3	132,677	2	92,184
Naval Science	0	0	2	4,000	1	3,000
Philosophy	0	0	4	205,900	2	1,350,000
Political Science	2	9,265	8	34,981	9	113,641
Psychology	2	8,451	34	2,601,367	26	3,632,076
Public Service & Policy Research, Institute for	1	388,227	10	2,339,876	9	697,505
Religious Studies	0	0	1	25,000	2	15,000
Sociology	0	0	1	90,424	0	0
Southern Studies, Institute for	0	0	1	10,200	2	830,040
Theatre, Speech & Dance	0	0	0	0	1	20,250
Total:	7	\$426,727	101	\$6,767,520	92	\$9,039,512
Mass Communications & Information Studies, College						
Journalism & Mass Communications, School of	0	0	7	39,623	4	143,191
Library & Information Sciences, School of	1	20,000	10	670,578	4	698,300
Total:	1	\$20,000	17	\$710,201	8	\$841,491
Medicine, School of						
Cell & Developmental Biology & Anatomy	0	0	16	1,413,365	17	1,307,407
Cell Biology & Neurosciences	0	0	1	34,750	0	0
Family & Preventive Medicine	0	0	5	889,087	4	61,293
Internal Medicine	4	14,429	24	1,202,805	37	1,011,464

Awards by Department

<u>CAMPUS</u>	CURRENT MONTH January, 2004		YEAR TO DATE FY 2003		YEAR TO DATE FY 2004	
Medicine Library	0	0	3	249,129	2	266,316
Medicine, School of - (Dean)	1	303,500	6	265,826	8	656,400
Microbiology & Immunology	1	201,854	4	395,244	5	565,236
Neuropsychiatry	0	0	6	487,296	1	98,017
Obstetrics & Gynecology	0	0	3	141,607	2	123,952
Ophthalmology	0	0	3	22,845	2	9,168
Pathology & Microbiology	0	0	7	324,087	5	241,456
Pediatrics/Developmental Disabilities, Center for	3	18,743	15	1,470,522	17	1,354,380
Pharmacology, Physiology & Neuroscience	1	4,505	8	683,812	8	765,743
Radiology	1	500	4	537,475	5	277,272
Surgery	0	0	2	24,410	4	36,352
Total:	11	\$543,531	107	\$8,142,260	117	\$6,774,456
Nursing, College of						
Academic & Student Affairs	0	0	5	375,705	2	318,598
Nursing - (General)	0	0	7	560,376	9	818,679
Total:	0	\$0	12	\$936,081	11	\$1,137,277
Pharmacy, College of						
Basic Pharmaceutical Sciences	1	161,250	6	408,739	2	191,250
Pharmacy - (Dean)	0	0	1	14,500	1	13,500
Pharmacy - (General)	0	0	2	435,389	7	630,685
Pharmacy Practice	0	0	2	23,255	2	84,550
Total:	1	\$161,250	11	\$881,883	12	\$919,985
Provost, Office of the						
Provost, Office of the	0	0	1	4,335	1	4,267
TRIO Programs	0	0	5	1,253,694	4	1,251,110
Total:	0	\$0	6	\$1,258,029	5	\$1,255,377
Public Health, Arnold School of						
Communication Sciences & Disorders	0	0	3	15,141	1	9,700
Environmental Health Sciences	1	119,864	36	3,156,437	35	3,206,958
Epidemiology & Biostatistics	5	157,286	46	4,534,940	34	3,480,945
Exercise Science	2	37,683	21	1,898,012	22	2,463,280
Health Promotion, Education & Behavior	3	408,579	45	2,998,090	27	2,888,573
Health Services & Policy Research, Center for	3	246,579	7	379,982	18	571,662
Health Services Policy & Management	6	768,190	30	947,530	22	928,688
Prevention Research Center	0	0	8	1,879,252	5	1,672,755
Public Health, Arnold School of - Dean	0	0	4	4,513,494	2	336,880
Total:	20	\$1,738,181	200	\$20,322,878	166	\$15,559,441

Awards by Department

<u>CAMPUS</u>	CURRENT MONTH January, 2004		YEAR TO DATE FY 2003		YEAR TO DATE FY 2004	
Research, Vice President for						
Sponsored Programs & Research	0	0	1	24,000	4	193,510
Technology Incubator	0	0	1	160,000	0	0
Total:	0	\$0	2	\$184,000	4	\$193,510
Science and Mathematics, College of						
Baruch Institute	0	0	16	4,363,113	13	3,976,937
Biological Sciences	4	162,453	38	3,898,422	55	5,321,187
Chemistry & Biochemistry	2	76,672	40	3,942,228	38	4,814,502
Geological Sciences	3	222,966	33	1,907,904	32	2,396,824
Mathematics	0	0	2	218,001	7	658,832
Physics & Astronomy	2	40,858	21	1,464,574	25	1,379,677
Science Education, Center for	0	0	1	12,400	1	12,400
Statistics	1	3,600	15	421,756	10	413,356
Total:	12	\$506,549	166	\$16,228,398	181	\$18,973,715
Senior and Regional Campuses						
USC Aiken	2	51,004	14	993,863	18	817,177
USC Beaufort	0	0	6	289,120	8	364,649
USC Lancaster	0	0	3	467,971	3	462,031
USC Salkehatchie	0	0	6	466,135	4	252,607
USC Spartanburg	1	150	41	1,416,598	29	1,737,743
USC Sumter	0	0	2	260,079	2	260,182
USC Union	0	0	2	237,948	1	227,407
Total:	3	\$51,154	74	\$4,131,714	65	\$4,121,796
Social Work, College of						
Families in Society, Institute for	0	0	10	2,013,095	16	3,015,998
Social Work, College of	3	4,153,061	45	6,132,147	41	5,318,489
Total:	3	\$4,153,061	55	\$8,145,242	57	\$8,334,487
Student Affairs, Division of						
Health & Wellness Program	0	0	2	11,932	0	0
Student Affairs	0	0	1	20,000	0	0
Student Health	0	0	0	0	2	302,154
Student Life	0	0	1	112,277	1	20,000
Total:	0	\$0	4	\$144,209	3	\$322,154
Report Total:	83	\$10,836,855	921	\$80,810,010	917	\$84,813,559

**Awards Associated with University-Wide Research
Centers and Institutes
January 2004**

Centers and Institutes

BIOMEDICAL RESEARCH THEME

Pediatrics/Developmental Disabilities, Center for	\$20,993
Prevention Research Center	\$21,810
Health Services & Policy Research, Center for	\$246,579

Centers and Institutes within Biomedical Research Theme: \$289,382

Archaeology & Anthropology, SC Institute of	\$14,584
Baruch Institute	\$42,110
NanoCenter	\$49,567
Public Service & Policy Research, Institute for	\$388,227
Research & Nutrition & Health Disparities, Center for	\$13,771
Retailing, Center for	\$20,000

Total: \$817,641

Awards Received by Unit and Purpose

Fiscal Year 2004 (July 1, 2003 - January 31, 2004)

	Research	Training	Grad. Assist.	Equipment	Service
Business & Finance					
Campus Services	-	-	-	-	\$5,875
Facilities Management/Operational Services	-	\$6,600	-	-	-
Total	-	\$6,600	-	-	\$5,875
Business, Moore School of					
Business Administration - Division of Research	\$478,164	-	\$15,582	-	-
Small Business Development Center	\$10,000	-	-	-	\$739,353
Total	\$488,164	-	\$15,582	-	\$739,353
Education, College of					
Education	\$114,122	\$30,000	-	-	-
Education Leadership & Policies	\$153,193	-	\$6,050	-	\$55,708
Educational Psychology	\$158,193	\$239,106	-	-	-
Instruction & Teacher Education	\$59,282	\$427,890	-	-	\$1,010,198
Office of Program Evaluation	-	-	-	-	\$158,217
Physical Education	-	-	\$12,000	-	\$12,000
School Improvement Council Assistance	-	-	-	-	\$138,759
Total	\$484,790	\$696,996	\$18,050	-	\$1,374,882
Engineering & Information Technology, College of					
Chemical Engineering	\$1,834,012	-	-	-	-
Civil & Environmental Engineering	\$1,016,665	-	-	-	-
Computer Science & Engineering	\$873,590	-	\$124,168	-	-
Electrical Engineering	\$6,409,510	-	\$13,500	-	-
Engineering & Information Technology, College of	\$204,160	-	-	-	\$27,500
Mechanical Engineering	\$646,275	\$45,000	-	-	-
Total	\$10,984,212	\$45,000	\$137,668	-	\$27,500
Enrollment Management					
Student Financial Aid & Scholarships	-	-	-	-	\$38,335
Total	-	-	-	-	\$38,335
Environment, School of the					
Earth Sciences & Resources Institute	\$137,699	-	-	-	-
Environment, School of the	\$639,137	-	-	-	\$125,533
Total	\$776,836	-	-	-	\$125,533
Honors College, South Carolina					
Honors College, South Carolina	-	-	-	-	\$4,000
Total	-	-	-	-	\$4,000
Hospitality, Retail & Sport Management, College of					
Retailing, Center for	-	-	-	-	\$20,000
Sport & Entertainment Management	\$13,500	-	-	-	-

	Research	Training	Grad. Assist.	Equipment	Service
Total	\$13,500	-	-	-	\$20,000
Information Technology, Office of					
Information Technology, Office of	-	-	-	-	\$20,000
Total	-	-	-	-	\$20,000
Law, School of					
Law, School of	\$103,000	-	-	-	\$1,214,482
Total	\$103,000	-	-	-	\$1,214,482
Liberal Arts, College of					
Anthropology	\$81,125	-	-	-	-
Archaeology & Anthropology, SC Institute of	\$991,331	-	-	-	\$10,350
Art	\$1,200	-	-	-	-
Criminology & Criminal Justice, Department of	-	-	\$16,298	-	\$199,000
English	\$56,725	-	-	-	\$24,976
Geography	\$601,302	\$188,631	\$12,800	-	-
History	\$40,000	-	\$62,078	-	-
McKissick Museum	\$1,200	-	-	-	\$90,984
Naval Science	-	\$3,000	-	-	-
Philosophy	\$1,350,000	-	-	-	-
Political Science	\$6,250	-	\$42,391	-	\$65,000
Psychology	\$3,542,811	-	\$56,852	-	\$32,413
Public Service & Policy Research, Institute for	\$33,870	-	\$8,000	-	\$655,635
Religious Studies	\$15,000	-	-	-	-
Southern Studies, Institute for	\$262,040	-	-	-	\$568,000
Theatre, Speech & Dance	-	-	\$20,250	-	-
Total	\$6,982,854	\$191,631	\$218,669	-	\$1,646,358
Mass Communications & Information Studies, College of					
Journalism & Mass Communications, School of	-	-	-	-	\$143,191
Library & Information Sciences, School of	\$216,159	-	\$4,532	-	\$477,609
Total	\$216,159	-	\$4,532	-	\$620,800
Medicine, School of					
Cell & Developmental Biology & Anatomy	\$1,307,407	-	-	-	-
Family & Preventive Medicine	\$8,184	-	-	-	\$53,109
Internal Medicine	\$796,450	\$125,014	-	-	\$90,000
Medicine Library	\$266,316	-	-	-	-
Medicine, School of - (Dean)	\$20,000	\$606,400	-	\$30,000	-
Microbiology & Immunology	\$327,972	\$35,410	-	-	\$201,854
Neuropsychiatry	-	\$98,017	-	-	-
Obstetrics & Gynecology	\$59,000	-	-	-	\$64,952
Ophthalmology	\$9,168	-	-	-	-
Pathology & Microbiology	\$241,456	-	-	-	-
Pediatrics/Developmental Disabilities, Center for	\$36,025	\$109,623	-	-	\$1,208,732
Pharmacology, Physiology & Neuroscience	\$765,743	-	-	-	-
Radiology	\$31,662	-	-	-	\$245,610
Surgery	\$8,352	\$16,000	-	-	\$12,000
Total	\$3,877,735	\$990,464	-	\$30,000	\$1,876,257
Nursing, College of					
Academic & Student Affairs	\$309,898	-	-	-	\$8,700

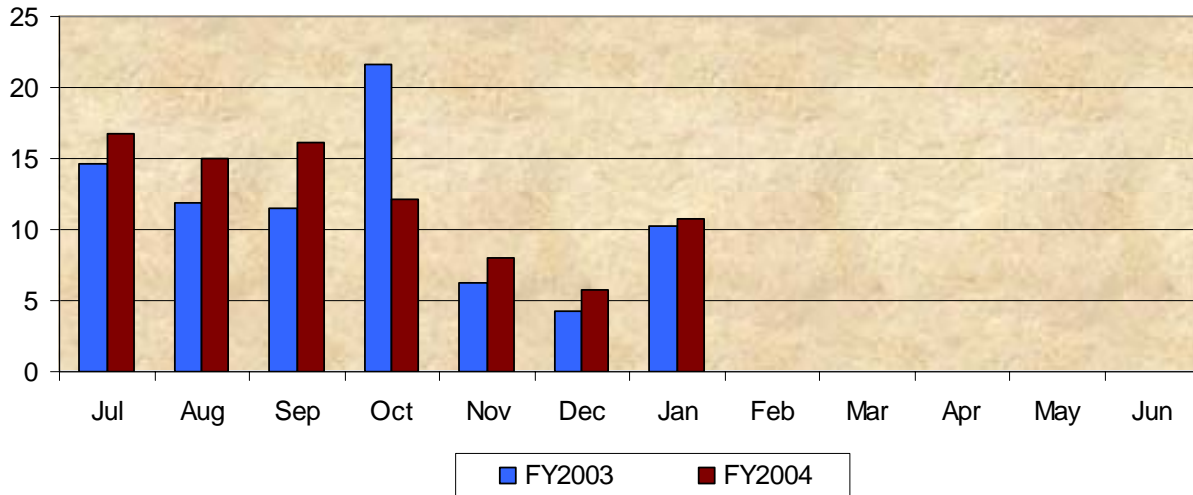
	Research	Training	Grad. Assist.	Equipment	Service
Nursing - (General)	\$430,832	\$387,847	-	-	-
Total	\$740,730	\$387,847	-	-	\$8,700
Pharmacy, College of					
Basic Pharmaceutical Sciences	\$191,250	-	-	-	-
Pharmacy - (Dean)	-	-	-	-	\$13,500
Pharmacy - (General)	\$397,071	-	-	-	\$233,614
Pharmacy Practice	\$7,800	-	-	-	\$76,750
Total	\$596,121	-	-	-	\$323,864
Provost, Office of the					
Provost, Office of the	\$4,267	-	-	-	-
TRIO Programs	-	-	-	-	\$1,251,110
Total	\$4,267	-	-	-	\$1,251,110
Public Health, Arnold School of					
Communication Sciences & Disorders	-	\$9,700	-	-	-
Environmental Health Sciences	\$2,301,484	\$905,474	-	-	-
Epidemiology & Biostatistics	\$3,106,233	-	\$143,432	-	\$231,280
Exercise Science	\$2,432,445	\$1,485	\$29,350	-	-
Health Promotion, Education & Behavior	\$456,218	\$2,212,944	\$128,180	-	\$91,231
Health Services & Policy Research, Center for	\$534,958	-	-	-	\$36,704
Health Services Policy & Management	\$852,534	-	\$76,154	-	-
Prevention Research Center	\$1,672,755	-	-	-	-
Public Health, Arnold School of - Dean	\$336,880	-	-	-	-
Total	\$11,693,507	\$3,129,603	\$377,116	-	\$359,215
Research, Vice President for					
Sponsored Programs & Research	\$168,510	-	-	-	\$25,000
Total	\$168,510	-	-	-	\$25,000
Science and Mathematics, College of					
Baruch Institute	\$3,947,737	-	-	-	\$29,200
Biological Sciences	\$4,850,604	\$2,000	-	-	\$468,583
Chemistry & Biochemistry	\$4,781,996	-	-	-	\$32,506
Geological Sciences	\$2,155,088	\$231,336	-	-	\$10,400
Mathematics	\$658,832	-	-	-	-
Physics & Astronomy	\$1,048,632	\$327,960	-	-	\$3,085
Science Education, Center for	\$12,400	-	-	-	-
Statistics	\$371,135	-	\$41,195	-	\$1,026
Total	\$17,826,424	\$561,296	\$41,195	-	\$544,800
Senior and Regional Campuses					
USC Aiken	\$318,534	-	-	-	\$498,643
USC Beaufort	-	-	-	-	\$364,649
USC Lancaster	-	-	-	-	\$462,031
USC Salkehatchie	-	-	-	-	\$252,607
USC Spartanburg	\$105,871	\$706,192	-	-	\$925,680
USC Sumter	-	-	-	-	\$260,182
USC Union	-	-	-	-	\$227,407
Total	\$424,405	\$706,192	-	-	\$2,991,199
Social Work, College of					
Families in Society, Institute for	\$2,506,522	-	-	-	\$509,476

		Research	Training	Grad. Assist.	Equipment	Service
Social Work, College of		\$43,754	\$4,495,931	\$136,660	-	\$642,144
	Total	\$2,550,276	\$4,495,931	\$136,660	-	\$1,151,620
Student Affairs, Division of						
Student Health		-	-	-	-	\$302,154
Student Life		-	-	-	-	\$20,000
	Total	-	-	-	-	\$322,154
	Total University	\$57,931,490	\$11,211,560	\$949,472	\$30,000	\$14,691,037

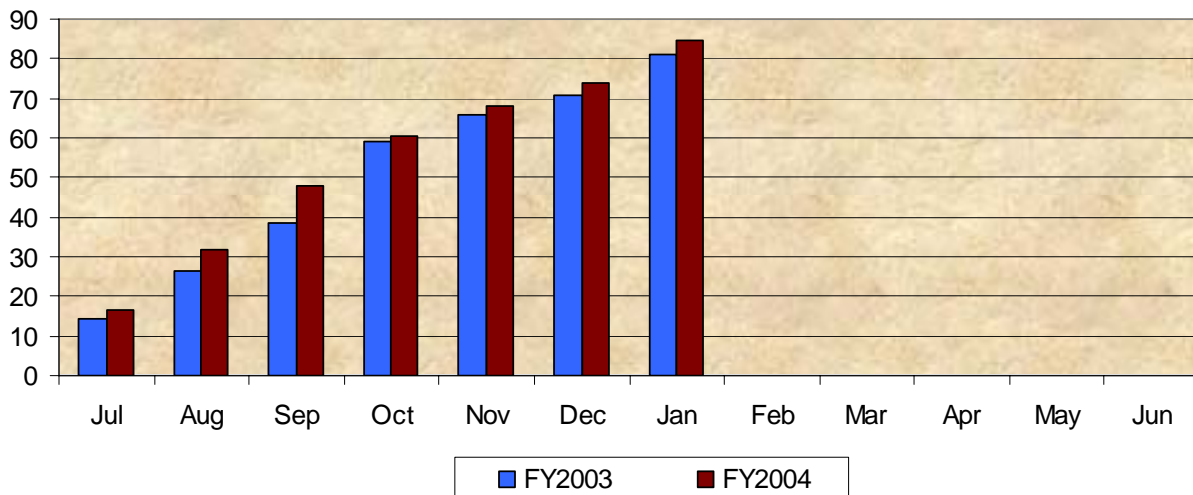
Funding Agency Comparison Report Year-To-Date - January - 2004

	<u>FISCAL YEAR - 2003</u>		<u>FISCAL YEAR - 2004</u>		<u>PERCENT CHANGE</u>
NIH Awards	102	\$11,944,876	120	\$14,100,469	18.0%
Dept. Of Education Awards	52	\$7,281,937	49	\$7,528,764	3.4%
Dept. Of Defense Awards	48	\$7,669,646	39	\$8,932,263	16.5%
NSF Awards	58	\$5,043,425	65	\$7,725,946	53.2%
Non Profit Awards	121	\$3,795,408	113	\$4,990,685	31.5%
State and Municipalities Awards	118	\$3,445,293	86	\$2,522,113	-26.8%
Dept. Of Energy Awards	38	\$3,319,582	45	\$2,928,833	-11.8%
Business and Industry Awards	106	\$1,522,763	108	\$1,857,196	22.0%

Amounts Awarded (In millions of dollars)



Cumulative Amounts Awarded (In millions of dollars)



Proposals by Department

<u>Campus</u>	CURRENT MONTH January, 2004		YEAR TO DATE FY 2003 (July - January)		YEAR TO DATE FY 2004 (July - January)	
Business & Finance						
Campus Services	0	0	0	0	1	7,430
Facilities Management/Operational Services	0	0	0	0	1	6,600
Total:	0	\$0	0	\$0	2	\$14,030
Business, Moore School of						
Business Administration - Division of Research	0	0	23	343,352	4	125,272
Economics, Department of	0	0	1	115,110	0	0
Small Business Development Center	0	0	4	1,372,178	2	1,137,217
Total:	0	\$0	28	\$1,830,640	6	\$1,262,489
Education, College of						
Education	0	0	6	124,395	2	50,000
Education Leadership & Policies	0	0	2	187,292	3	434,486
Educational Psychology	1	15,000	1	74,954	3	69,952
Instruction & Teacher Education	0	0	15	3,417,315	14	2,756,454
Office of Program Evaluation	0	0	0	0	5	382,800
Physical Education	0	0	0	0	2	24,000
School Improvement Council Assistance	0	0	1	12,000	0	0
Total:	1	\$15,000	25	\$3,815,956	29	\$3,717,692
Engineering & Information Technology, College of						
Chemical Engineering	7	369,231	34	5,632,092	34	4,900,384
Civil & Environmental Engineering	5	407,053	20	2,034,803	26	1,461,960
Computer Science & Engineering	2	207,743	31	2,924,749	24	2,992,012
Electrical Engineering	3	144,813	18	5,450,388	18	2,880,667
Engineering & Information Technology, College of	0	0	5	802,004	5	257,746
Mechanical Engineering	7	1,104,078	18	1,949,977	33	3,309,952
Total:	24	\$2,232,918	126	\$18,794,013	140	\$15,802,721
Environment, School of the						
Earth Sciences & Resources Institute	2	738,296	5	352,584	7	896,296
Environment, School of the	1	27,952	10	919,936	9	772,634
Total:	3	\$766,248	15	\$1,272,520	16	\$1,668,930
Graduate School						
Graduate School	0	0	1	12,983	0	0
Total:	0	\$0	1	\$12,983	0	\$0
Hospitality, Retail & Sport Management, College of						
Hospitality, Retail & Sport Management, College of	0	0	0	0	1	151,434
Hotel, Restaurant & Tourism Management	0	0	0	0	1	400,000
Retailing, Center for	1	20,000	3	1,131,260	1	20,000

Proposals by Department

<u>Campus</u>	CURRENT MONTH January, 2004		YEAR TO DATE FY 2003 (July - January)		YEAR TO DATE FY 2004 (July - January)	
Sport & Entertainment Management	0	0	0	0	1	13,500
Total:	1	\$20,000	3	\$1,131,260	4	\$584,934
Law Enforcement & Safety						
Law Enforcement & Safety	1	44,834	0	0	1	44,834
Total:	1	\$44,834	0	\$0	1	\$44,834
Law, School of						
Law, School of	4	620,693	9	1,122,518	13	1,126,674
Total:	4	\$620,693	9	\$1,122,518	13	\$1,126,674
Liberal Arts, College of						
Anthropology	1	109,597	1	4,200	3	201,847
Archaeology & Anthropology, SC Institute of	3	297,006	8	2,155,458	12	1,625,207
Art	2	86,204	2	4,450	6	168,714
Comparative Literature	0	0	0	0	4	140,000
Criminology & Criminal Justice, Department of	1	105,092	2	77,747	5	592,265
English	4	226,940	2	131,900	8	314,940
English Program for Internationals	1	276,754	1	280,140	1	276,754
Geography	1	6,200	17	1,249,481	9	450,516
History	0	0	8	166,500	9	110,258
Linguistics Program	1	1,996	0	0	1	1,996
McKissick Museum	3	372,537	4	109,849	4	472,166
Philosophy	0	0	1	450,331	1	145,542
Political Science	1	219,569	10	576,262	8	271,068
Psychology	5	2,527,237	34	7,640,675	25	7,412,261
Public Service & Policy Research, Institute for	2	418,873	9	470,190	11	1,066,072
Religious Studies	0	0	1	25,000	2	15,000
Sociology	1	117,614	7	476,630	6	634,366
Southern Studies, Institute for	0	0	1	10,200	0	0
Theatre, Speech & Dance	0	0	0	0	3	27,750
Total:	26	\$4,765,619	108	\$13,829,013	118	\$13,926,722
Mass Communications & Information Studies, College						
Journalism & Mass Communications, School of	0	0	9	113,620	5	358,805
Library & Information Sciences, School of	1	3,062	10	735,137	5	67,594
Total:	1	\$3,062	19	\$848,757	10	\$426,399
Medicine, School of						
Cell & Developmental Biology & Anatomy	8	1,155,203	15	2,066,935	12	1,457,903
Cell Biology & Neurosciences	1	227,588	1	250,000	2	505,588
Family & Preventive Medicine	1	325,660	7	1,005,327	6	949,972
Internal Medicine	1	2,315,585	16	1,328,494	13	2,708,157

Proposals by Department

<u>Campus</u>	CURRENT MONTH January, 2004		YEAR TO DATE FY 2003 (July - January)		YEAR TO DATE FY 2004 (July - January)	
Medicine, School of - (Dean)	0	0	3	313,864	3	338,500
Microbiology & Immunology	2	231,632	2	554,317	6	1,757,319
Neuropsychiatry	0	0	3	247,372	4	599,335
Obstetrics & Gynecology	0	0	1	71,165	2	177,103
Ophthalmology	0	0	1	30,200	1	564,655
Pathology & Microbiology	2	130,262	10	1,084,919	3	277,056
Pediatrics/Developmental Disabilities, Center for	2	15,500	8	1,445,014	12	983,349
Pharmacology, Physiology & Neuroscience	5	511,996	20	3,307,501	15	1,470,112
Radiology	0	0	4	142,311	3	248,641
Surgery	0	0	2	109,250	1	16,000
Total:	22	\$4,913,426	93	\$11,956,669	83	\$12,053,690
Nursing, College of						
Academic & Student Affairs	0	0	3	1,198,297	3	2,175,744
Nursing - (General)	0	0	8	1,934,034	4	774,233
Total:	0	\$0	11	\$3,132,331	7	\$2,949,977
Pharmacy, College of						
Basic Pharmaceutical Sciences	3	132,749	9	769,205	7	969,205
Pharmacy - (Dean)	0	0	1	50,000	0	0
Pharmacy - (General)	1	70,521	2	222,604	8	952,206
Pharmacy Practice	0	0	0	0	1	19,522
Total:	4	\$203,270	12	\$1,041,809	16	\$1,940,933
Provost, Office of the						
TRIO Programs	0	0	3	1,078,453	3	1,066,853
Total:	0	\$0	3	\$1,078,453	3	\$1,066,853
Public Health, Arnold School of						
Communication Sciences & Disorders	3	201,705	6	424,288	9	758,064
Environmental Health Sciences	0	0	12	2,006,735	15	2,232,521
Epidemiology & Biostatistics	6	414,706	32	1,815,497	29	3,611,161
Exercise Science	7	238,372	23	3,037,847	23	3,602,655
Health Promotion, Education & Behavior	5	207,272	36	2,985,469	28	2,024,214
Health Services & Policy Research, Center for	1	4,000	4	193,121	3	52,874
Health Services Policy & Management	4	144,998	26	657,174	22	332,852
Prevention Research Center	0	0	4	195,680	3	665,948
Public Health, Arnold School of - Dean	0	0	2	2,017,500	2	1,147,725
Total:	26	\$1,211,053	145	\$13,333,311	134	\$14,428,014
Research, Vice President for						
Sponsored Programs & Research	0	0	0	0	1	100,000
Technology Incubator	0	0	1	160,000	0	0

Proposals by Department

<u>Campus</u>	CURRENT MONTH January, 2004		YEAR TO DATE FY 2003 (July - January)		YEAR TO DATE FY 2004 (July - January)	
Total:	0	\$0	1	\$160,000	1	\$100,000
Science and Mathematics, College of						
Baruch Institute	2	2,436,467	8	801,745	12	5,147,519
Biological Sciences	15	1,915,469	57	7,966,993	68	7,572,269
Chemistry & Biochemistry	11	2,550,103	66	13,081,568	53	21,926,345
Geological Sciences	2	109,960	41	4,616,037	42	5,781,798
Marine Science	0	0	1	493,285	2	119,156
Mathematics	1	24,150	18	1,106,511	14	1,376,681
Physics & Astronomy	0	0	27	5,503,359	27	5,331,891
Science Education, Center for	0	0	2	34,845	4	2,585,229
Statistics	3	161,246	19	953,839	12	757,605
Total:	34	\$7,197,395	239	\$34,558,182	234	\$50,598,493
Senior and Regional Campuses						
Regional Campuses & Continuing Education	0	0	0	0	2	299,260
USC Aiken	3	90,901	19	3,375,708	15	727,803
USC Beaufort	0	0	11	2,871,983	9	449,489
USC Lancaster	0	0	5	1,087,499	2	287,196
USC Salkehatchie	1	119,657	9	167,416	6	479,723
USC Spartanburg	2	211,408	13	3,721,859	24	2,102,375
USC Union	0	0	2	496,281	1	222,948
Total:	6	\$421,966	59	\$11,720,746	59	\$4,568,794
Social Work, College of						
Families in Society, Institute for	0	0	12	1,405,294	11	2,849,139
Social Work, College of	2	76,372	46	2,569,868	48	6,399,759
Total:	2	\$76,372	58	\$3,975,162	59	\$9,248,898
Student Affairs, Division of						
Health & Wellness Program	0	0	2	31,788	0	0
Student Health	0	0	1	10,000	4	26,900
Student Life	0	0	1	4,271	1	20,000
Total:	0	\$0	4	\$46,059	5	\$46,900
University 101						
University 101	0	0	1	23,925	0	0
Total:	0	\$0	1	\$23,925	0	\$0
University Libraries						
South Caroliniana Library	0	0	1	4,643	0	0
Thomas Cooper Library	0	0	0	0	1	138,319
Total:	0	\$0	1	\$4,643	1	\$138,319

Proposals by Department

Campus

	CURRENT MONTH January, 2004		YEAR TO DATE FY 2003 (July - January)		YEAR TO DATE FY 2004 (July - January)	
Report Total:	155	\$22,491,856	961	\$123,688,950	941	\$135,716,296