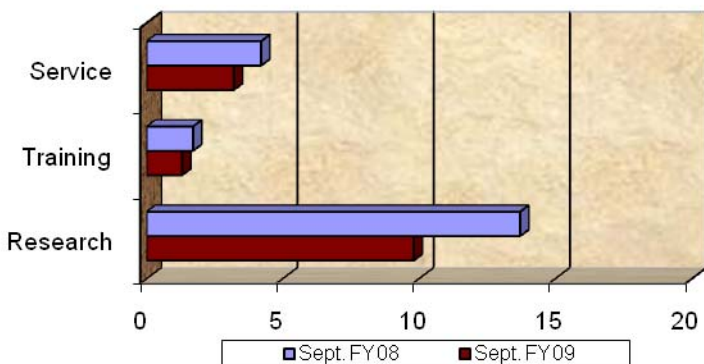


Sponsored Awards Management (SAM)

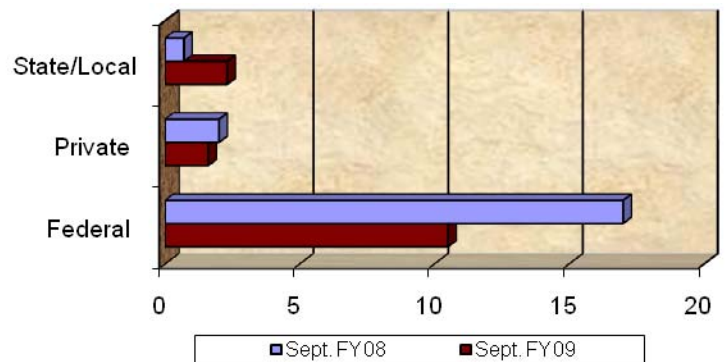
Monthly Report Summary - September 2009

SAM ACTIVITY	September FY2009 New Awards	YTD FY2008 (July-Sept.)	YTD FY2009 (July-Sept.)	YTD % Change
Award Totals (FY2008)	\$14,434,140	\$48,344,862	\$56,999,810	17.9
Source				
Federal	\$10,465,228	\$39,097,539	\$46,476,614	18.9
Private	\$1,688,279	\$6,459,976	\$6,913,228	7.0
State/Local	\$2,280,633	\$2,787,347	\$3,609,968	29.5
Purpose				
Research	\$9,805,205	\$31,590,815	\$39,257,702	24.3
Public Service	\$4,628,935	\$16,754,047	\$17,742,108	5.9
Sponsors				
NIH	\$2,366,510	\$8,776,315	\$8,538,852	-2.7
HHS (excludes nih)	\$3,796,731	\$7,346,601	\$14,753,856	100.8
NSF	\$405,009	\$9,530,633	\$8,020,559	-15.8
Proposals				
Submissions	134	459	449	-2.2
Dollars Requested	\$20,596,847	\$49,786,312	\$57,159,431	14.8
Expenditures				
Research Direct	\$6,373,289	\$17,806,841	\$20,388,545	14.5
Research IDC	\$1,576,183	\$5,520,298	\$5,484,821	-0.6
Notable Areas				
Health Science Colleges	\$7,315,879	\$18,123,779	\$28,443,980	56.9
Arts and Sciences	\$3,007,985	\$15,071,049	\$14,337,943	-4.9
Education	\$621,149	\$4,834,735	\$2,802,175	-42.0
Engineering & Computing	\$1,064,831	\$4,225,567	\$4,889,596	15.7
Senior and Regional Campuses	\$1,370,151	\$3,018,471	\$3,033,704	0.5

Summary by Purpose



Summary by Source



Awards by Department

<u>CAMPUS</u>	CURRENT MONTH FY2009 New Awards	YEAR TO DATE FY 2008 (July-September)	YEAR TO DATE FY 2009 (July-September)
Arts and Sciences, College of			
Anthropology	17,000	3,200	17,000
Archaeology & Anthropology, SC Institute of	13,000	707,780	352,759
Art	50,000	20,000	122,000
Baruch Institute	175,127	1,137,941	547,785
Biological Sciences	30,560	2,062,998	2,423,658
Chemistry & Biochemistry	288,809	3,317,211	2,593,599
COBRE: Center for Colon Cancer Research	0	693,595	70,957
Criminology & Criminal Justice, Department of	268,304	8,500	268,304
Earth Sciences & Resources Institute	154,997	49,189	179,990
English	0	0	153,046
Environment, School of the	0	564,258	270,954
Geography	49,000	381,339	487,082
Geological Sciences	506,879	2,545,739	1,870,007
History	202,000	6,424	398,217
Linguistics Program	0	22,689	0
Mathematics	169,999	295,255	322,469
McKissick Museum	4,875	0	4,875
Philosophy	0	44,000	275,000
Physics & Astronomy	112,314	845,148	1,484,334
Political Science	14,500	231,734	262,814
Psychology	820,345	1,283,620	1,963,664
Public Service & Policy Research, Institute for	16,000	17,450	63,370
Religious Studies	0	500	0
Science Education, Center for	0	643,109	0
Sociology	0	5,009	0
Statistics	114,276	169,606	206,059
Theatre and Dance, Department of	0	14,755	0
Total:	3,007,985	15,071,049	14,337,943
Business, Moore School of			
Business, Moore School of - Dean's Office	358,000	348,000	358,000
Business, Moore School of - Division of Research	0	77,000	241,444
Total:	358,000	425,000	599,444
Education, College of			
Education	0	10,000	26,400
Education Leadership & Policies	6,000	11,000	81,400
Educational Studies, Department of	301,355	1,475,915	1,003,450
Instruction & Teacher Education	192,453	1,734,444	1,350,532
Office of Program Evaluation	121,341	703,789	228,463
Physical Education	0	505,476	116,826
SC Educational Policy Center	0	243,193	0
SC School Improvement Council	0	150,918	-4,896
Total:	621,149	4,834,735	2,802,175

Awards by Department

<u>CAMPUS</u>	CURRENT MONTH FY2009 New Awards	YEAR TO DATE FY 2008 (July-September)	YEAR TO DATE FY 2009 (July-September)
Engineering & Computing, College of			
Chemical Engineering	675,107	1,027,258	1,480,893
Civil & Environmental Engineering	10,244	581,290	794,706
Computer Science & Engineering	98,417	258,504	292,105
Electrical Engineering	0	430,712	815,998
Mechanical Engineering	281,063	1,927,803	1,505,894
SC Alliance for Minority Participation (SCAMP)	0	0	0
Total:	1,064,831	4,225,567	4,889,596
Honors College, South Carolina			
Honors College, South Carolina	0	4,935	0
Total:	0	4,935	0
Hospitality, Retail & Sport Management, College of			
Hospitality, Retail & Sport Management - (Dean)	0	0	0
Hotel, Restaurant & Tourism Administration	0	38,998	25,000
Retailing, Department of	0	-31,250	0
Sport & Entertainment Management	20,000	0	20,000
Total:	20,000	7,748	45,000
Law, School of			
Children's Law Center	175,191	0	150,000
Law, School of	0	216,474	0
Total:	175,191	216,474	150,000
Mass Communications & Information Studies, College			
Journalism & Mass Communications, School of	8,960	87,033	95,776
Library & Information Sciences, School of	0	37,008	7,034
Mass Communications & Information Studies, College of	0	128,769	4,500
Total:	8,960	252,810	107,310
Medicine, School of			
Cell & Developmental Biology & Anatomy	68,589	1,561,575	874,190
Family & Preventive Medicine	55,902	817,257	852,812
Internal Medicine	29,566	988,208	1,449,526
Medicine, School of - (Dean)	7,500	7,500	7,500
Neuropsychiatry	21,703	370,111	488,232
Obstetrics & Gynecology	0	372,634	285,033
Ophthalmology	0	407,611	221,330
Orthopaedic Surgery	0	207,148	152,148
Pathology & Microbiology	1,172,261	452,246	1,408,629
Pediatrics	1,486,852	1,955,524	3,831,339
Pharmacology, Physiology & Neuroscience	316,552	236,453	1,178,909
Radiology	0	0	26,963
Research & Special Projects	0	84,085	0
Surgery	18,250	401,732	341,507
Total:	3,177,175	7,862,084	11,118,118

Awards by Department

<u>CAMPUS</u>	CURRENT MONTH FY2009 New Awards	YEAR TO DATE FY 2008 (July-September)	YEAR TO DATE FY 2009 (July-September)
Nursing, College of			
Nursing	293,575	805,117	666,126
Total:	293,575	805,117	666,126
Pharmacy, SC College of			
Clinical Pharmacy and Outcome Sciences	37,180	0	53,139
Palmetto Poison Center	0	9,608	310,023
Pharmaceutical and Biomedical Sciences	155,611	171,439	162,209
Pharmacy - (Dean)	0	72,500	0
Total:	192,791	253,547	525,371
Provost, Office of the			
TRIO Programs	335,095	1,321,676	1,349,295
Total:	335,095	1,321,676	1,349,295
Public Health, Arnold School of			
Communication Sciences & Disorders	301,090	41,166	516,520
Environmental Health Sciences	43,888	2,020,323	1,310,725
Epidemiology & Biostatistics	803,388	1,736,382	1,348,723
Exercise Science	275,706	484,043	1,319,514
Health Promotion, Education & Behavior	290,140	1,087,785	639,720
Health Services & Policy Research, Center for	218,910	135,469	273,455
Health Services Policy and Management	706,195	1,021,855	1,934,730
Prevention Research Center	875,000	1,430,763	1,391,502
Public Health, Arnold School of - Dean	0	132,700	446,548
Public Health, Arnold School of - General	0	2,277	1,800
Research in Nutrition & Health Disparities, Center for	0	721,324	-89,462
Total:	3,514,317	8,814,087	9,093,775
Research & Health Sciences, Vice President			
Research, Vice President for - (General)	156,899	544,346	1,156,899
Sponsored Awards Management	0	227,565	0
Total:	156,899	771,911	1,156,899
Senior & Regional Campuses			
USC Aiken	543,235	487,280	785,696
USC Beaufort - Academic Affairs	90,716	100,175	215,716
USC Beaufort - General	2,700	361,061	87,700
USC Lancaster	0	80,863	0
USC Salkehatchie	0	668,580	491,848
USC Sumter	0	268,286	0
USC Union	246,526	234,229	258,526
USC Upstate	486,974	817,997	1,194,218
Total:	1,370,151	3,018,471	3,033,704

Awards by Department

CAMPUS

	CURRENT MONTH FY2009 New Awards	YEAR TO DATE FY 2008 (July-September)	YEAR TO DATE FY 2009 (July-September)
Social Work, College of			
Families in Society, Institute for	86,000	0	6,794,064
Social Work, College of	52,021	388,944	246,526
Total:	138,021	388,944	7,040,590
Student Affairs, Division of			
Student Development	0	0	7,562
Student Health	0	70,707	70,707
Total:	0	70,707	78,269
University Press			
University Press	0	0	6,195
Total:	0	0	6,195
Sub Total:	14,434,140	48,344,862	56,999,810
Report Total:	14,434,140	48,344,862	56,999,810

Sponsored Awards Management

FY2009 YTD - Awards by Source (July-September)

	COM	FED	LOC	OTH	PHI	STA	Total
<i>Total</i>	1,507,622	46,476,614	424,495	592,163	4,813,443	3,185,473	56,999,810
Arts and Sciences, College of	206,963	13,093,632	50,245	474,500	225,230	287,373	14,337,943
Anthropology	0	0	0	0	0	17,000	17,000
Archaeology & Anthropology, SC	0	344,759	0	8,000	0	0	352,759
Art	0	0	0	0	0	122,000	122,000
Baruch Institute	0	487,785	0	0	60,000	0	547,785
Biological Sciences	60,000	2,283,458	0	0	57,640	22,560	2,423,658
Chemistry & Biochemistry	16,873	2,570,041	0	0	6,685	0	2,593,599
COBRE: Center for Colon Cancer	0	70,957	0	0	0	0	70,957
Criminology & Criminal Justice,	0	268,304	0	0	0	0	268,304
Earth Sciences & Resources	0	179,990	0	0	0	0	179,990
English	0	153,046	0	0	0	0	153,046
Environment, School of the	0	270,954	0	0	0	0	270,954
Geography	0	493,074	0	0	0	-5,992	487,082
Geological Sciences	80,400	1,339,607	0	450,000	0	0	1,870,007
History	0	212,000	0	0	64,800	121,417	398,217
Mathematics	0	322,469	0	0	0	0	322,469
McKissick Museum	0	0	0	0	0	4,875	4,875

	<i>COM</i>	<i>FED</i>	<i>LOC</i>	<i>OTH</i>	<i>PHI</i>	<i>STA</i>	<i>Total</i>
Philosophy	0	275,000	0	0	0	0	275,000
Physics & Astronomy	0	1,484,334	0	0	0	0	1,484,334
Political Science	0	205,951	37,245	0	14,105	5,513	262,814
Psychology	44,500	1,889,664	13,000	16,500	0	0	1,963,664
Public Service & Policy Research,	0	47,370	0	0	16,000	0	63,370
Statistics	5,190	194,869	0	0	6,000	0	206,059
Business, Moore School of	0	549,444	50,000	0	0	0	599,444
Business, Moore School of -	0	358,000	0	0	0	0	358,000
Business, Moore School of -	0	191,444	50,000	0	0	0	241,444
Education, College of	0	2,414,532	111,150	49,400	100,226	126,867	2,802,175
Education	0	0	26,400	0	0	0	26,400
Education Leadership & Policies	0	20,000	6,000	49,400	0	6,000	81,400
Educational Studies, Department	0	936,858	0	0	46,592	20,000	1,003,450
Instruction & Teacher Education	0	1,335,555	6,750	0	8,808	-581	1,350,532
Office of Program Evaluation	0	122,119	0	0	0	106,344	228,463
Physical Education	0	0	72,000	0	44,826	0	116,826
SC School Improvement Council	0	0	0	0	0	-4,896	-4,896
Engineering & Computing, College o	896,400	3,735,085	0	33,111	225,000	0	4,889,596
Chemical Engineering	661,349	819,544	0	0	0	0	1,480,893
Civil & Environmental Engineering	0	784,462	0	10,244	0	0	794,706
Computer Science & Engineering	98,417	170,821	0	22,867	0	0	292,105
Electrical Engineering	0	815,998	0	0	0	0	815,998
Mechanical Engineering	136,634	1,144,260	0	0	225,000	0	1,505,894

	COM	FED	LOC	OTH	PHI	STA	Total
SC Alliance for Minority	0	0	0	0	0	0	0
Hospitality, Retail & Sport Management	0	0	20,000	0	25,000	0	45,000
Hospitality, Retail & Sport	0	0	0	0	0	0	0
Hotel, Restaurant & Tourism	0	0	0	0	25,000	0	25,000
Sport & Entertainment	0	0	20,000	0	0	0	20,000
Law, School of	0	0	0	0	0	150,000	150,000
Children's Law Center	0	0	0	0	0	150,000	150,000
Law, School of	0	0	0	0	0	0	0
Mass Communications & Information Science	0	83,776	0	12,000	4,500	7,034	107,310
Journalism & Mass	0	83,776	0	12,000	0	0	95,776
Library & Information Sciences,	0	0	0	0	0	7,034	7,034
Mass Communications &	0	0	0	0	4,500	0	4,500
Medicine, School of	84,716	6,508,548	0	492	3,055,960	1,468,402	11,118,118
Cell & Developmental Biology &	0	637,190	0	0	237,000	0	874,190
Family & Preventive Medicine	0	423,908	0	0	365,502	63,402	852,812
Internal Medicine	31,904	590,594	0	0	827,028	0	1,449,526
Medicine, School of - (Dean)	0	0	0	0	7,500	0	7,500
Neuropsychiatry	31,078	150,000	0	0	232,154	75,000	488,232
Obstetrics & Gynecology	0	0	0	492	284,541	0	285,033
Ophthalmology	0	89,462	0	0	131,868	0	221,330
Orthopaedic Surgery	0	0	0	0	152,148	0	152,148
Pathology & Microbiology	0	1,408,629	0	0	0	0	1,408,629
Pediatrics	3,484	2,017,393	0	0	480,462	1,330,000	3,831,339
Pharmacology, Physiology &	0	1,128,909	0	0	50,000	0	1,178,909

	<i>COM</i>	<i>FED</i>	<i>LOC</i>	<i>OTH</i>	<i>PHI</i>	<i>STA</i>	<i>Total</i>
Radiology	0	26,963	0	0	0	0	26,963
Surgery	18,250	35,500	0	0	287,757	0	341,507
Nursing, College of	0	591,126	0	0	75,000	0	666,126
Nursing	0	591,126	0	0	75,000	0	666,126
Pharmacy, SC College of	100,231	425,140	0	0	0	0	525,371
Clinical Pharmacy and Outcome	25,231	27,908	0	0	0	0	53,139
Palmetto Poison Center	0	310,023	0	0	0	0	310,023
Pharmaceutical and Biomedical	75,000	87,209	0	0	0	0	162,209
Pharmacy - (Dean)	0	0	0	0	0	0	0
Provost, Office of the	0	1,349,295	0	0	0	0	1,349,295
TRIO Programs	0	1,349,295	0	0	0	0	1,349,295
Public Health, Arnold School of	19,560	7,998,155	18,100	18,660	428,533	610,767	9,093,775
Communication Sciences &	6,060	510,460	0	0	0	0	516,520
Environmental Health Sciences	0	1,308,725	0	2,000	0	0	1,310,725
Epidemiology & Biostatistics	0	1,220,502	0	0	0	128,221	1,348,723
Exercise Science	0	1,222,170	0	0	97,344	0	1,319,514
Health Promotion, Education &	0	279,891	3,100	10,100	313,189	33,440	639,720
Health Services & Policy	0	273,455	0	0	0	0	273,455
Health Services Policy and	13,500	1,867,670	15,000	6,560	10,000	22,000	1,934,730
Prevention Research Center	0	1,383,502	0	0	8,000	0	1,391,502
Public Health, Arnold School of -	0	19,442	0	0	0	427,106	446,548
Public Health, Arnold School of -	0	1,800	0	0	0	0	1,800
Research in Nutrition & Health	0	-89,462	0	0	0	0	-89,462
Research & Health Sciences, Vice Pr	0	1,000,000	0	0	156,899	0	1,156,899

	<i>COM</i>	<i>FED</i>	<i>LOC</i>	<i>OTH</i>	<i>PHI</i>	<i>STA</i>	<i>Total</i>
Research, Vice President for -	0	1,000,000	0	0	156,899	0	1,156,899
Senior & Regional Campuses	192,731	1,765,809	175,000	4,000	382,923	513,241	3,033,704
USC Aiken	192,731	92,066	50,000	4,000	25,000	421,899	785,696
USC Beaufort - Academic Affairs	0	0	125,000	0	0	90,716	215,716
USC Beaufort - General	0	50,000	0	0	37,700	0	87,700
USC Salkehatchie	0	196,625	0	0	295,223	0	491,848
USC Sumter	0	0	0	0	0	0	0
USC Union	0	258,526	0	0	0	0	258,526
USC Upstate	0	1,168,592	0	0	25,000	626	1,194,218
Social Work, College of	7,021	6,877,608	0	0	134,172	21,789	7,040,590
Families in Society, Institute for	0	6,794,064	0	0	0	0	6,794,064
Social Work, College of	7,021	83,544	0	0	134,172	21,789	246,526
Student Affairs, Division of	0	78,269	0	0	0	0	78,269
Student Development	0	7,562	0	0	0	0	7,562
Student Health	0	70,707	0	0	0	0	70,707
University Press	0	6,195	0	0	0	0	6,195
University Press	0	6,195	0	0	0	0	6,195

Sponsored Awards Management

FY2009 YTD - Awards by Purpose (July-September)

	Equipment	GA Work Experience	Research	Service	Training	Total
<i>Total</i>	1,767,561	799,046	37,490,141	11,775,836	5,167,226	56,999,810
Arts and Sciences, College of	732,561	283,640	12,209,290	1,068,444	44,008	14,337,943
Anthropology	0	17,000	0	0	0	17,000
Archaeology & Anthropology, SC Institute of	0	0	347,759	5,000	0	352,759
Art	0	0	72,000	0	50,000	122,000
Baruch Institute	0	0	532,785	15,000	0	547,785
Biological Sciences	0	22,560	1,523,298	877,800	0	2,423,658
Chemistry & Biochemistry	0	0	2,570,541	23,058	0	2,593,599
COBRE: Center for Colon Cancer Research	0	0	70,957	0	0	70,957
Criminology & Criminal Justice, Department of	0	0	268,304	0	0	268,304
Earth Sciences & Resources Institute	0	0	179,990	0	0	179,990
English	0	0	153,046	0	0	153,046
Environment, School of the	0	0	270,954	0	0	270,954
Geography	0	0	493,074	0	-5,992	487,082
Geological Sciences	695,247	0	1,158,510	16,250	0	1,870,007
History	0	126,217	262,000	10,000	0	398,217

	<i>Equipment</i>	<i>GA Work Experience</i>	<i>Research</i>	<i>Service</i>	<i>Training</i>	<i>Total</i>
Mathematics	0	0	322,469	0	0	322,469
McKissick Museum	0	0	4,875	0	0	4,875
Philosophy	0	0	275,000	0	0	275,000
Physics & Astronomy	37,314	0	1,447,020	0	0	1,484,334
Political Science	0	56,863	205,951	0	0	262,814
Psychology	0	61,000	1,844,698	57,966	0	1,963,664
Public Service & Policy Research, Institute for	0	0	0	63,370	0	63,370
Statistics	0	0	206,059	0	0	206,059
Business, Moore School of	0	50,000	549,444	0	0	599,444
Business, Moore School of - Dean's Office	0	0	358,000	0	0	358,000
Business, Moore School of - Division of Researc	0	50,000	191,444	0	0	241,444
Education, College of	0	147,847	644,266	616,940	1,393,122	2,802,175
Education	0	0	26,400	0	0	26,400
Education Leadership & Policies	0	49,400	20,000	12,000	0	81,400
Educational Studies, Department of	0	20,000	457,823	443,944	81,683	1,003,450
Instruction & Teacher Education	0	6,447	139,043	15,722	1,189,320	1,350,532
Office of Program Evaluation	0	0	0	106,344	122,119	228,463
Physical Education	0	72,000	1,000	43,826	0	116,826
SC School Improvement Council	0	0	0	-4,896	0	-4,896
Engineering & Computing, College of	0	0	4,527,723	5,000	356,873	4,889,596
Chemical Engineering	0	0	1,475,893	5,000	0	1,480,893
Civil & Environmental Engineering	0	0	794,706	0	0	794,706
Computer Science & Engineering	0	0	292,105	0	0	292,105

	<i>Equipment</i>	<i>GA Work Experience</i>	<i>Research</i>	<i>Service</i>	<i>Training</i>	<i>Total</i>
Electrical Engineering	0	0	815,998	0	0	815,998
Mechanical Engineering	0	0	1,149,021	0	356,873	1,505,894
SC Alliance for Minority Participation (SCAMP)	0	0	0	0	0	0
Hospitality, Retail & Sport Management, College of	0	0	25,000	0	20,000	45,000
Hospitality, Retail & Sport Management - (Dean)	0	0	0	0	0	0
Hotel, Restaurant & Tourism Administration	0	0	25,000	0	0	25,000
Sport & Entertainment Management	0	0	0	0	20,000	20,000
Law, School of	0	0	0	150,000	0	150,000
Children's Law Center	0	0	0	150,000	0	150,000
Law, School of	0	0	0	0	0	0
Mass Communications & Information Studies, Colle	0	7,034	0	83,776	16,500	107,310
Journalism & Mass Communications, School of	0	0	0	83,776	12,000	95,776
Library & Information Sciences, School of	0	7,034	0	0	0	7,034
Mass Communications & Information Studies, C	0	0	0	0	4,500	4,500
Medicine, School of	0	0	4,606,772	5,642,270	869,076	11,118,118
Cell & Developmental Biology & Anatomy	0	0	874,190	0	0	874,190
Family & Preventive Medicine	0	0	410,594	350,409	91,809	852,812
Internal Medicine	0	0	525,392	930,614	-6,480	1,449,526
Medicine, School of - (Dean)	0	0	0	0	7,500	7,500
Neuropsychiatry	0	0	31,078	307,154	150,000	488,232
Obstetrics & Gynecology	0	0	492	284,541	0	285,033
Ophthalmology	0	0	89,462	131,868	0	221,330
Orthopaedic Surgery	0	0	0	152,148	0	152,148

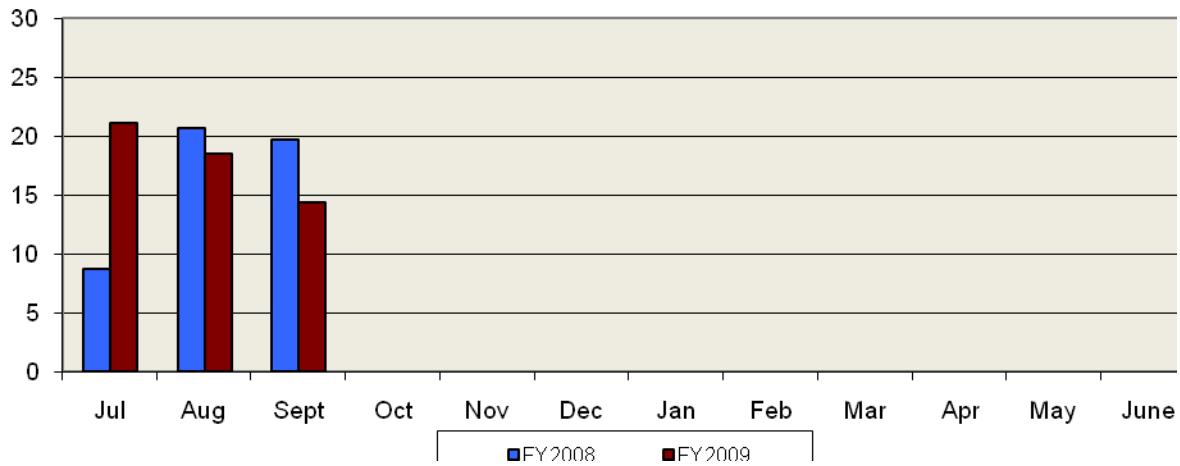
	<i>Equipment</i>	<i>GA Work Experience</i>	<i>Research</i>	<i>Service</i>	<i>Training</i>	<i>Total</i>
Pathology & Microbiology	0	0	1,408,629	0	0	1,408,629
Pediatrics	0	0	17,639	3,197,779	615,921	3,831,339
Pharmacology, Physiology & Neuroscience	0	0	1,168,583	0	10,326	1,178,909
Radiology	0	0	26,963	0	0	26,963
Surgery	0	0	53,750	287,757	0	341,507
Nursing, College of	0	0	53,585	75,000	537,541	666,126
Nursing	0	0	53,585	75,000	537,541	666,126
Pharmacy, SC College of	0	0	215,348	310,023	0	525,371
Clinical Pharmacy and Outcome Sciences	0	0	53,139	0	0	53,139
Palmetto Poison Center	0	0	0	310,023	0	310,023
Pharmaceutical and Biomedical Sciences	0	0	162,209	0	0	162,209
Pharmacy - (Dean)	0	0	0	0	0	0
Provost, Office of the	0	0	0	1,349,295	0	1,349,295
TRIO Programs	0	0	0	1,349,295	0	1,349,295
Public Health, Arnold School of	0	265,311	7,421,396	442,848	964,220	9,093,775
Communication Sciences & Disorders	0	6,060	72,000	0	438,460	516,520
Environmental Health Sciences	0	0	784,965	0	525,760	1,310,725
Epidemiology & Biostatistics	0	128,221	1,220,502	0	0	1,348,723
Exercise Science	0	0	1,319,514	0	0	1,319,514
Health Promotion, Education & Behavior	0	46,640	593,080	0	0	639,720
Health Services & Policy Research, Center for	0	0	273,455	0	0	273,455
Health Services Policy and Management	0	76,390	1,863,840	-5,500	0	1,934,730
Prevention Research Center	0	8,000	1,383,502	0	0	1,391,502

	<i>Equipment</i>	<i>GA Work Experience</i>	<i>Research</i>	<i>Service</i>	<i>Training</i>	<i>Total</i>
Public Health, Arnold School of - Dean	0	0	0	446,548	0	446,548
Public Health, Arnold School of - General	0	0	0	1,800	0	1,800
Research in Nutrition & Health Disparities, Cente	0	0	-89,462	0	0	-89,462
Research & Health Sciences, Vice President	1,000,000	0	156,899	0	0	1,156,899
Research, Vice President for - (General)	1,000,000	0	156,899	0	0	1,156,899
Senior & Regional Campuses	35,000	0	184,050	1,933,517	881,137	3,033,704
USC Aiken	0	0	181,350	604,192	154	785,696
USC Beaufort - Academic Affairs	0	0	0	215,716	0	215,716
USC Beaufort - General	35,000	0	2,700	50,000	0	87,700
USC Salkehatchie	0	0	0	491,848	0	491,848
USC Sumter	0	0	0	0	0	0
USC Union	0	0	0	246,526	12,000	258,526
USC Upstate	0	0	0	325,235	868,983	1,194,218
Social Work, College of	0	45,214	6,890,173	98,723	6,480	7,040,590
Families in Society, Institute for	0	0	6,744,064	50,000	0	6,794,064
Social Work, College of	0	45,214	146,109	48,723	6,480	246,526
Student Affairs, Division of	0	0	0	0	78,269	78,269
Student Development	0	0	0	0	7,562	7,562
Student Health	0	0	0	0	70,707	70,707
University Press	0	0	6,195	0	0	6,195
University Press	0	0	6,195	0	0	6,195

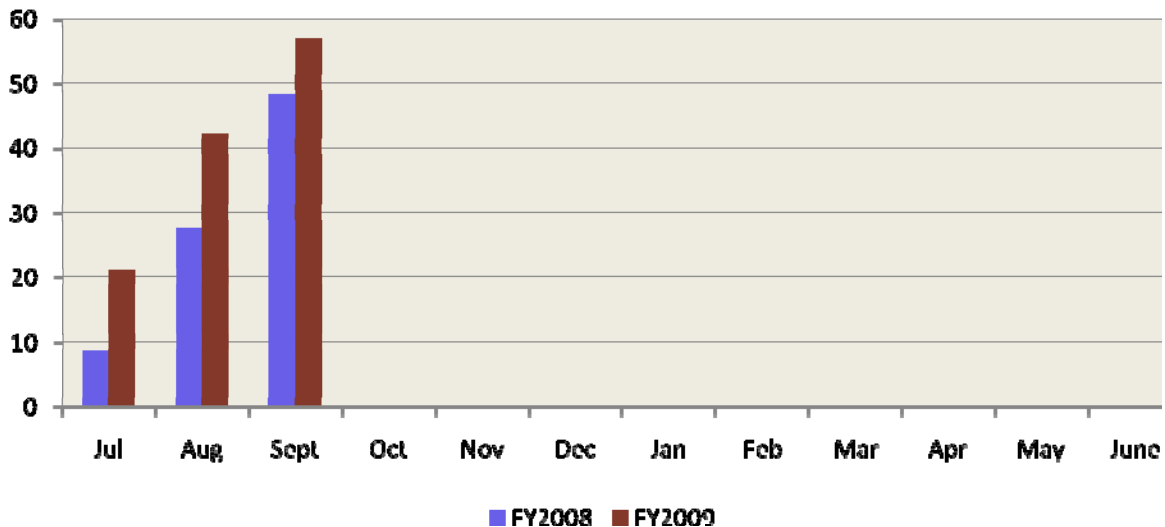
Funding Agency Comparison Report Year-To-Date - September - FY2009

	<u>FY2008</u>	<u>FY2009</u>	<u>% CHG</u>
NIH Awards	\$8,776,315	\$8,538,852	(2.7)
Dept. Of Education Awards	\$5,269,205	\$5,900,854	12.0
Dept. Of Defense Awards	\$2,689,091	\$2,552,199	(5.1)
NSF Awards	\$9,530,633	\$8,020,559	(15.8)
Non Profit Awards	\$4,398,198	\$4,042,749	(8.1)
State and Municipalities Awards	\$2,787,347	\$3,609,968	29.5
Dept. Of Energy Awards	\$614,484	\$1,483,752	141.5
Business and Industry Awards	\$1,061,874	\$1,507,622	42.0

Amounts Awarded (In millions of dollars)



Cumulative Amounts Awarded (In millions of dollars)



Proposals by Department

<u>CAMPUS</u>	CURRENT MONTH		YEAR TO DATE		YEAR TO DATE	
	August	FY2009	FY 2008 (July-September)		FY 2009 (July-September)	
Arts and Sciences, College of						
Anthropology	3	373,182	0	0	4	390,182
Archaeology & Anthropology, SC Institute of	3	184,499	9	831,856	5	213,876
Art	1	50,000	1	20,000	1	50,000
Baruch Institute	1	2,000	15	1,578,647	12	603,644
Biological Sciences	6	656,854	17	1,944,121	26	3,737,774
Chemistry & Biochemistry	5	217,391	31	4,256,634	15	3,131,845
COBRE: Center for Colon Cancer Research	0	0	1	200,000	0	0
Criminology & Criminal Justice, Department of	0	0	1	8,500	1	10,000
Earth Sciences & Resources Institute	0	0	1	49,144	1	115,052
English	1	34,039	3	72,334	2	330,408
Environment, School of the	0	0	1	23,500	1	23,000
Geography	1	246,000	9	3,331,193	9	532,237
Geological Sciences	0	0	11	1,395,211	15	1,600,175
History	1	50,400	4	66,944	11	217,364
Languages, Literatures, and Cultures, Department of	0	0	0	0	3	164,500
Mathematics	2	109,529	7	618,665	8	550,390
Philosophy	0	0	1	24,000	0	0
Physics & Astronomy	6	1,369,158	2	535,983	11	1,936,797
Political Science	3	29,299	5	234,891	7	47,494
Psychology	4	885,765	19	2,019,010	6	910,765
Public Service & Policy Research, Institute for	2	71,076	1	18,850	2	71,076
Religious Studies	0	0	1	250	0	0
Science Education, Center for	0	0	2	45,300	1	15,800
Sociology	2	183,727	0	0	3	245,143
Statistics	1	57,590	3	106,843	3	288,590
Women's Studies	0	0	1	31,062	0	0
Total:	42	4,520,509	146	17,412,938	147	15,186,112
Business & Finance						
Recycling & Waste Management	0	0	1	24,850	0	0
Total:	0	0	1	24,850	0	0
Business, Moore School of						
Business, Moore School of - Dean's Office	0	0	1		0	0
Business, Moore School of - Division of Research	0	0	2	98,458	0	0
Small Business Development Center	0	0	2	1,207,865	2	1,284,174
Total:	0	0	5	1,306,323	2	1,284,174

Proposals by Department

<u>CAMPUS</u>	CURRENT MONTH August FY2009		YEAR TO DATE FY 2008 (July-September)		YEAR TO DATE FY 2009 (July-September)	
Education, College of						
Education	0	0	1	10,000	0	0
Education Leadership & Policies	1	6,000	3	182,372	3	20,400
Educational Studies, Department of	3	324,802	5	201,830	4	395,248
Instruction & Teacher Education	5	101,305	8	293,645	10	322,531
Office of Program Evaluation	2	277,000	6	362,600	3	307,000
Physical Education	0	0	2	562,622	1	6,704
SC Educational Policy Center	1	275,296	1	100,000	1	275,296
Total:	12	984,403	26	1,713,069	22	1,327,179
Engineering & Computing, College of						
Chemical Engineering	12	1,750,897	26	4,193,930	30	6,160,317
Civil & Environmental Engineering	3	496,627	12	767,956	11	1,096,502
Computer Science & Engineering	1	19,860	7	741,567	9	775,708
Electrical Engineering	2	229,997	12	1,227,883	7	628,800
Mechanical Engineering	11	1,282,221	12	2,028,881	17	1,747,415
SC Alliance for Minority Participation (SCAMP)	0	0	1	184,000	0	0
Total:	29	3,779,602	70	9,144,217	74	10,408,742
Honors College, South Carolina						
Honors College, South Carolina	0	0	1	4,194	1	26,000
Total:	0	0	1	4,194	1	26,000
Hospitality, Retail & Sport Management, College of						
Hotel, Restaurant & Tourism Administration	2	39,999	4	177,036	3	64,999
Retailing, Department of	0	0	2	21,005	0	0
Sport & Entertainment Management	0	0	0	0	1	20,000
Technology Support & Training Management	2	8,015,200	0	0	2	8,015,200
Total:	4	8,055,199	6	198,041	6	8,100,199
Mass Communications & Information Studies, College						
Journalism & Mass Communications, School of	1	30,597	4	101,914	5	167,606
Library & Information Sciences, School of	0	0	2	37,008	2	10,495
Total:	1	30,597	6	138,922	7	178,101

Proposals by Department

<u>CAMPUS</u>	CURRENT MONTH August FY2009		YEAR TO DATE FY 2008 (July-September)		YEAR TO DATE FY 2009 (July-September)	
Medicine, School of						
Cancer Center, South Carolina	0	0	0	0	1	3,193
Cell & Developmental Biology & Anatomy	0	0	8	1,193,058	8	1,400,874
Family & Preventive Medicine	1	87,449	6	926,816	8	954,540
Health & Safety	0	0	1	25,000	0	0
Internal Medicine	3	321,136	10	844,001	6	513,461
Medicine Library	0	0	0	0	2	45,933
Neuropsychiatry	1	12,000	3	183,787	5	712,044
Obstetrics & Gynecology	1	93,982	1	64,952	2	190,188
Ophthalmology	0	0	2	331,766	2	251,950
Pathology & Microbiology	1	100,000	4	1,071,400	7	2,025,095
Pediatrics	2	15,100	9	2,652,249	9	1,975,317
Pharmacology, Physiology & Neuroscience	1	236,400	8	1,615,996	5	890,353
Radiology	0	0	0	0	1	26,963
Research & Special Projects	0	0	5	157,925	0	0
Surgery	0	0	1	110,608	2	334,000
Total:	10	866,067	58	9,177,558	58	9,323,911
Nursing, College of						
Nursing	0	0	6	569,698	5	346,649
Total:	0	0	6	569,698	5	346,649
Pharmacy, SC College of						
Clinical Pharmacy and Outcome Sciences	0	0	0	0	2	33,404
Pharmaceutical and Biomedical Sciences	1	30,000	3	810,387	2	206,920
Pharmaceutical Sciences	0	0	0	0	1	381,438
Pharmacy - (Dean)	0	0	1	72,500	0	0
Total:	1	30,000	4	882,887	5	621,762
Public Health, Arnold School of						
Communication Sciences & Disorders	0	0	2	29,817	4	528,415
Environmental Health Sciences	3	255,412	6	1,401,749	9	1,292,696
Epidemiology & Biostatistics	4	173,232	20	1,331,883	16	982,023
Exercise Science	3	662,923	7	1,356,664	6	973,681
Health Promotion, Education & Behavior	3	152,938	11	248,243	12	344,063
Health Services & Policy Research, Center for	1	98,860	3	59,458	4	198,516
Health Services Policy and Management	5	31,200	22	1,366,625	15	1,111,152
Prevention Research Center	0	0	1	123,000	1	8,000
Public Health, Arnold School of - Dean	1	46,256	2	38,000	2	57,070
Public Health, Arnold School of - General	1	30,000	0	0	2	64,998
Research in Nutrition & Health Disparities, Center for	0	0	1	22,707	1	76,155
Total:	21	1,450,821	75	5,978,146	72	5,636,769

Proposals by Department

CAMPUS

	CURRENT MONTH August FY2009		YEAR TO DATE FY 2008 (July-September)		YEAR TO DATE FY 2009 (July-September)	
Research & Health Sciences, Vice President						
Health Disparities, Institute for	0	0	0	0	2	116,922
Research, Vice President for - (General)	2	201,524	1	285,048	3	2,038,502
Total:	2	201,524	1	285,048	5	2,155,424
Senior & Regional Campuses						
USC Aiken	2	306,906	3	332,628	7	579,779
USC Beaufort - Academic Affairs	0	0	0	0	4	574,483
USC Beaufort - General	1	113,990	7	804,299	1	113,990
USC Lancaster	1	2,000	4	213,873	1	2,000
USC Salkehatchie	0	0	7	609,790	3	504,078
USC Sumter	0	0	2	2,100	0	0
USC Union	0	0	0	0	1	12,000
USC Upstate	2	103,536	6	213,971	4	201,766
Total:	6	526,432	29	2,176,661	21	1,988,096
Social Work, College of						
Families in Society, Institute for	1	120,000	2	384,667	3	386,000
Social Work, College of	4	23,693	21	371,393	20	182,313
Total:	5	143,693	23	756,060	23	568,313
Student Affairs, Division of						
Student Health	1	8,000	2	17,700	1	8,000
Total:	1	8,000	2	17,700	1	8,000
Report Total:	134	20,596,847	459	49,786,312	449	57,159,431