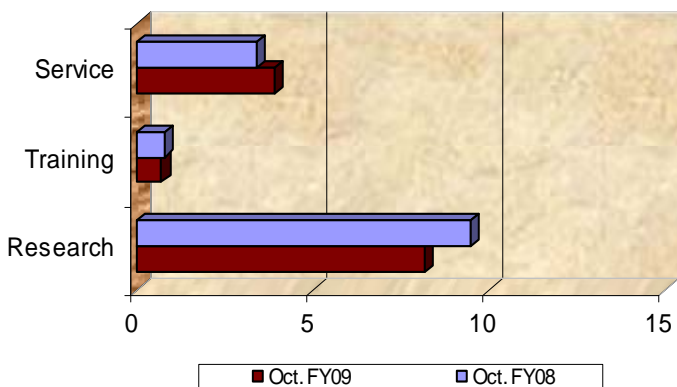


# Sponsored Awards Management (SAM)

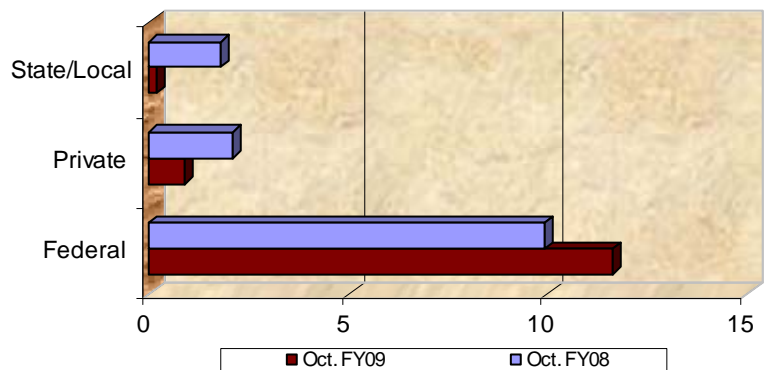
## Monthly Report Summary - October 2008

SAM ACTIVITY	October FY2009 New Awards	YTD FY2008 (July-Oct.)	YTD FY2009 (July-Oct.)	YTD % Change
<b>Award Totals (FY2008)</b>	<b>\$12,781,427</b>	<b>\$62,934,277</b>	<b>\$69,889,333</b>	<b>11.1</b>
<b>Source</b>				
Federal	\$11,594,011	\$48,996,256	\$57,419,292	17.2
Private	\$941,416	\$9,324,544	\$8,614,073	-7.6
State/Local	\$246,000	\$4,613,477	\$3,855,968	-16.4
<b>Purpose</b>				
Research	\$8,186,329	\$41,022,989	\$46,812,825	14.1
Public Service	\$4,595,098	\$21,911,288	\$23,076,508	5.3
<b>Sponsors</b>				
NIH	\$1,656,633	\$10,415,712	\$9,871,485	-5.2
HHS (excludes nih)	\$5,668,487	\$9,003,966	\$20,402,216	126.6
NSF	\$806,435	\$11,417,487	\$8,826,994	-22.7
<b>Proposals</b>				
Submissions	145	643	606	-5.8
Dollars Requested	\$45,530,886	\$78,124,020	\$107,260,451	37.3
<b>Expenditures</b>				
Research Direct	\$7,711,393	\$23,802,860	\$26,400,478	10.9
Research IDC	\$1,635,634	\$7,149,527	\$7,010,549	-1.9
<b>Notable Areas</b>				
Health Science Colleges	\$8,406,751	\$25,279,408	\$37,575,033	48.6
Arts and Sciences	\$1,645,094	\$18,803,743	\$15,366,831	-18.3
Education	\$221,120	\$5,195,877	\$3,023,295	-41.8
Engineering & Computing	\$1,452,965	\$5,972,817	\$6,342,561	6.2
Senior and Regional Campuses	\$822,827	\$4,378,230	\$3,856,531	-11.9

**Summary by Purpose**



**Summary by Source**



## Awards by Department

<u>CAMPUS</u>	CURRENT MONTH FY2009 New Awards	YEAR TO DATE FY 2008 (July-October)	YEAR TO DATE FY 2009 (July-October)
<b>Arts and Sciences, College of</b>			
Anthropology	11,000	3,200	28,000
Archaeology & Anthropology, SC Institute of	113,601	941,292	466,360
Art	0	20,000	122,000
Baruch Institute	43,763	1,256,714	591,548
Biological Sciences	19,357	2,155,316	2,443,015
Chemistry & Biochemistry	179,824	3,596,615	2,773,423
COBRE: Center for Colon Cancer Research	0	693,595	70,957
Criminology & Criminal Justice, Department of	10,000	8,500	278,304
Earth Sciences & Resources Institute	0	49,189	179,990
English	0	1,402,932	153,046
Environment, School of the	268,889	584,258	539,843
Geography	64,717	396,689	551,799
Geological Sciences	147,874	2,545,739	2,017,881
History	0	27,684	398,217
Linguistics Program	0	22,689	0
Mathematics	536,093	1,625,547	858,562
McKissick Museum	0	0	4,875
Naval Science	3,000	0	3,000
Philosophy	7,500	111,500	282,500
Physics & Astronomy	6,000	845,148	1,490,334
Political Science	0	231,734	262,814
Psychology	233,476	1,299,620	1,888,140
Public Service & Policy Research, Institute for	0	44,150	63,370
Religious Studies	0	500	0
Science Education, Center for	0	643,109	0
Sociology	0	5,009	0
Statistics	0	278,259	-101,147
Theatre and Dance, Department of	0	14,755	0
<b>Total:</b>	<b>1,645,094</b>	<b>18,803,743</b>	<b>15,366,831</b>
<b>Business &amp; Finance</b>			
Recycling & Waste Management	22,200	24,850	22,200
<b>Total:</b>	<b>22,200</b>	<b>24,850</b>	<b>22,200</b>
<b>Business, Moore School of</b>			
Business, Moore School of - Dean's Office	0	348,000	358,000
Business, Moore School of - Division of Research	0	77,000	241,444
Small Business Development Center	0	138,192	0
<b>Total:</b>	<b>0</b>	<b>563,192</b>	<b>599,444</b>

## Awards by Department

### CAMPUS

	CURRENT MONTH FY2009 New Awards	YEAR TO DATE FY 2008 (July-October)	YEAR TO DATE FY 2009 (July-October)
<b>Education, College of</b>			
Education	0	14,234	26,400
Education Leadership & Policies	18,400	57,000	99,800
Educational Studies, Department of	88,227	1,572,896	1,091,677
Instruction & Teacher Education	87,789	1,873,371	1,438,321
Office of Program Evaluation	20,000	778,789	248,463
Physical Education	6,704	505,476	123,530
SC Educational Policy Center	0	243,193	0
SC School Improvement Council	0	150,918	-4,896
<b>Total:</b>	<b>221,120</b>	<b>5,195,877</b>	<b>3,023,295</b>
<b>Engineering &amp; Computing, College of</b>			
Chemical Engineering	314,039	2,067,426	1,794,932
Civil & Environmental Engineering	135,520	813,399	930,226
Computer Science & Engineering	0	258,504	292,105
Electrical Engineering	0	730,032	815,998
Mechanical Engineering	1,003,406	1,962,803	2,509,300
SC Alliance for Minority Participation (SCAMP)	0	140,653	0
<b>Total:</b>	<b>1,452,965</b>	<b>5,972,817</b>	<b>6,342,561</b>
<b>Honors College, South Carolina</b>			
Honors College, South Carolina	0	4,935	0
<b>Total:</b>	<b>0</b>	<b>4,935</b>	<b>0</b>
<b>Hospitality, Retail &amp; Sport Management, College of</b>			
Hospitality, Retail & Sport Management - (Dean)	0	0	0
Hotel, Restaurant & Tourism Administration	15,000	63,993	40,000
Retailing, Department of	0	-29,250	0
Sport & Entertainment Management	0	32,000	20,000
<b>Total:</b>	<b>15,000</b>	<b>66,743</b>	<b>60,000</b>
<b>Law, School of</b>			
Children's Law Center	0	0	150,000
Law, School of	178,870	216,474	178,870
<b>Total:</b>	<b>178,870</b>	<b>216,474</b>	<b>328,870</b>
<b>Mass Communications &amp; Information Studies, College</b>			
Journalism & Mass Communications, School of	11,000	87,033	106,776
Library & Information Sciences, School of	0	37,008	7,034
Mass Communications & Information Studies, College of	0	128,769	4,500
<b>Total:</b>	<b>11,000</b>	<b>252,810</b>	<b>118,310</b>

## Awards by Department

<u>CAMPUS</u>	CURRENT MONTH FY2009 New Awards	YEAR TO DATE FY 2008 (July-October)	YEAR TO DATE FY 2009 (July-October)
<b>Medicine, School of</b>			
Cell & Developmental Biology & Anatomy	54,474	1,561,575	928,664
Family & Preventive Medicine	48,995	1,249,939	1,004,281
Health & Safety	0	25,000	0
Internal Medicine	820,181	2,059,961	2,471,727
Medicine, School of - (Dean)	0	37,499	7,500
Neuropsychiatry	100,000	593,556	668,501
Obstetrics & Gynecology	64,952	469,688	444,225
Ophthalmology	629	458,342	266,136
Orthopaedic Surgery	0	274,786	214,425
Pathology & Microbiology	955,059	1,409,337	2,363,688
Pediatrics	1,400,025	3,466,994	5,310,316
Pharmacology, Physiology & Neuroscience	25,376	578,104	1,204,285
Radiology	0	0	26,963
Research & Special Projects	54,340	121,985	54,340
Surgery	208,307	514,205	646,104
<b>Total:</b>	<b>3,732,338</b>	<b>12,820,971</b>	<b>15,611,155</b>
<b>Nursing, College of</b>			
Nursing	0	805,117	666,126
<b>Total:</b>	<b>0</b>	<b>805,117</b>	<b>666,126</b>
<b>Pharmacy, SC College of</b>			
Clinical Pharmacy and Outcome Sciences	0	0	53,139
Palmetto Poison Center	180,000	317,423	490,023
Pharmaceutical and Biomedical Sciences	521,300	457,993	683,509
Pharmacy - (Dean)	0	72,500	0
<b>Total:</b>	<b>701,300</b>	<b>847,916</b>	<b>1,226,671</b>
<b>Provost, Office of the</b>			
TRIO Programs	0	1,332,580	1,349,295
<b>Total:</b>	<b>0</b>	<b>1,332,580</b>	<b>1,349,295</b>
<b>Public Health, Arnold School of</b>			
Communication Sciences & Disorders	196,920	44,816	713,440
Environmental Health Sciences	0	2,020,323	1,310,725
Epidemiology & Biostatistics	1,201,145	1,770,042	2,528,471
Exercise Science	406,848	484,043	1,726,362
Health Promotion, Education & Behavior	1,899,902	1,411,519	2,535,593
Health Services & Policy Research, Center for	7,449	145,469	280,904
Health Services Policy and Management	32,990	1,299,111	1,952,720
Prevention Research Center	0	1,430,763	1,391,502
Public Health, Arnold School of - Dean	50,000	132,700	496,548
Public Health, Arnold School of - General	38,075	2,277	39,875
Research in Nutrition & Health Disparities, Center for	0	763,607	-89,462
<b>Total:</b>	<b>3,833,329</b>	<b>9,504,670</b>	<b>12,886,678</b>

## Awards by Department

<u>CAMPUS</u>	CURRENT MONTH FY2009 New Awards	YEAR TO DATE FY 2008 (July-October)	YEAR TO DATE FY 2009 (July-October)
<b>Research &amp; Health Sciences, Vice President</b>			
Research, Vice President for - (General)	0	544,346	1,156,899
Sponsored Awards Management	0	227,565	0
<b>Total:</b>	<b>0</b>	<b>771,911</b>	<b>1,156,899</b>
<b>Senior &amp; Regional Campuses</b>			
USC Aiken	17,850	487,280	803,546
USC Beaufort - Academic Affairs	1,750	100,175	217,466
USC Beaufort - General	229,661	1,091,922	317,361
USC Lancaster	262,369	560,137	262,369
USC Salkehatchie	0	668,130	491,848
USC Sumter	282,055	268,286	282,055
USC Union	0	234,229	258,526
USC Upstate	29,142	968,071	1,223,360
<b>Total:</b>	<b>822,827</b>	<b>4,378,230</b>	<b>3,856,531</b>
<b>Social Work, College of</b>			
Families in Society, Institute for	120,000	85,000	6,914,064
Social Work, College of	19,784	1,215,734	270,339
<b>Total:</b>	<b>139,784</b>	<b>1,300,734</b>	<b>7,184,403</b>
<b>Student Affairs, Division of</b>			
Student Development	0	0	7,562
Student Health	5,600	70,707	76,307
<b>Total:</b>	<b>5,600</b>	<b>70,707</b>	<b>83,869</b>
<b>University Press</b>			
University Press	0	0	6,195
<b>Total:</b>	<b>0</b>	<b>0</b>	<b>6,195</b>
<b>Sub Total:</b>	<b>12,781,427</b>	<b>62,934,277</b>	<b>69,889,333</b>
<b>Report Total:</b>	<b>12,781,427</b>	<b>62,934,277</b>	<b>69,889,333</b>

# Sponsored Awards Management

## FY2009 YTD - Awards by Source (July-October)

	COM	FED	LOC	OTH	PHI	STA	Total
<i>Total</i>	<b>2,091,042</b>	<b>57,419,292</b>	<b>512,284</b>	<b>592,163</b>	<b>5,930,868</b>	<b>3,343,684</b>	<b>69,889,333</b>
<b>Arts and Sciences, College of</b>	222,229	13,969,292	65,245	474,500	332,192	303,373	15,366,831
Anthropology	0	0	0	0	11,000	17,000	28,000
Archaeology & Anthropology, SC	0	458,360	0	8,000	0	0	466,360
Art	0	0	0	0	0	122,000	122,000
Baruch Institute	0	531,548	0	0	60,000	0	591,548
Biological Sciences	60,000	2,302,815	0	0	57,640	22,560	2,443,015
Chemistry & Biochemistry	18,997	2,747,741	0	0	6,685	0	2,773,423
COBRE: Center for Colon Cancer	0	70,957	0	0	0	0	70,957
Criminology & Criminal Justice,	0	268,304	0	0	0	10,000	278,304
Earth Sciences & Resources	0	179,990	0	0	0	0	179,990
English	0	153,046	0	0	0	0	153,046
Environment, School of the	0	506,843	0	0	33,000	0	539,843
Geography	0	502,329	0	0	55,462	-5,992	551,799
Geological Sciences	80,400	1,487,481	0	450,000	0	0	2,017,881
History	0	212,000	0	0	64,800	121,417	398,217
Mathematics	0	858,562	0	0	0	0	858,562
McKissick Museum	0	0	0	0	0	4,875	4,875

	COM	FED	LOC	OTH	PHI	STA	Total
Naval Science	0	3,000	0	0	0	0	3,000
Philosophy	0	275,000	0	0	7,500	0	282,500
Physics & Astronomy	0	1,484,334	0	0	0	6,000	1,490,334
Political Science	0	205,951	37,245	0	14,105	5,513	262,814
Psychology	57,642	1,785,998	28,000	16,500	0	0	1,888,140
Public Service & Policy Research, .....	0	47,370	0	0	16,000	0	63,370
Statistics	5,190	-112,337	0	0	6,000	0	-101,147
<b>Business &amp; Finance</b>	0	0	0	0	0	22,200	22,200
Recycling & Waste Management	0	0	0	0	0	22,200	22,200
<b>Business, Moore School of</b>	0	549,444	50,000	0	0	0	599,444
Business, Moore School of - .....	0	358,000	0	0	0	0	358,000
Business, Moore School of - .....	0	191,444	50,000	0	0	0	241,444
<b>Education, College of</b>	0	2,527,759	193,939	49,400	106,930	145,267	3,023,295
Education	0	0	26,400	0	0	0	26,400
Education Leadership & Policies	0	20,000	6,000	49,400	0	24,400	99,800
Educational Studies, Department	0	1,025,085	0	0	46,592	20,000	1,091,677
Instruction & Teacher Education	0	1,340,555	89,539	0	8,808	-581	1,438,321
Office of Program Evaluation	0	142,119	0	0	0	106,344	248,463
Physical Education	0	0	72,000	0	51,530	0	123,530
SC School Improvement Council	0	0	0	0	0	-4,896	-4,896
<b>Engineering &amp; Computing, College o</b>	1,046,277	5,031,173	0	33,111	225,000	7,000	6,342,561
Chemical Engineering	683,224	1,111,708	0	0	0	0	1,794,932
Civil & Environmental Engineering	0	919,982	0	10,244	0	0	930,226
Computer Science & Engineering	98,417	170,821	0	22,867	0	0	292,105

	<i>COM</i>	<i>FED</i>	<i>LOC</i>	<i>OTH</i>	<i>PHI</i>	<i>STA</i>	<i>Total</i>
Electrical Engineering	0	815,998	0	0	0	0	815,998
Mechanical Engineering	264,636	2,012,664	0	0	225,000	7,000	2,509,300
SC Alliance for Minority Professionals (SCAMP)	0	0	0	0	0	0	0
<b>Hospitality, Retail &amp; Sport Management</b>	0	0	20,000	0	40,000	0	60,000
Hospitality, Retail & Sport	0	0	0	0	0	0	0
Hotel, Restaurant & Tourism	0	0	0	0	40,000	0	40,000
Sport & Entertainment	0	0	20,000	0	0	0	20,000
<b>Law, School of</b>	0	178,870	0	0	0	150,000	328,870
Children's Law Center	0	0	0	0	0	150,000	150,000
Law, School of	0	178,870	0	0	0	0	178,870
<b>Mass Communications &amp; Information Science</b>	0	83,776	0	12,000	15,500	7,034	118,310
Journalism & Mass Communication	0	83,776	0	12,000	11,000	0	106,776
Library & Information Sciences, School of	0	0	0	0	0	7,034	7,034
Mass Communications & Information Science	0	0	0	0	4,500	0	4,500
<b>Medicine, School of</b>	85,345	10,112,235	0	492	3,869,729	1,543,354	15,611,155
Cell & Developmental Biology & Neuroscience	0	681,664	0	0	237,000	10,000	928,664
Family & Preventive Medicine	0	494,300	0	0	446,579	63,402	1,004,281
Internal Medicine	31,904	1,390,648	0	0	1,049,175	0	2,471,727
Medicine, School of - (Dean)	0	0	0	0	7,500	0	7,500
Neuropsychiatry	31,078	250,000	0	0	312,423	75,000	668,501
Obstetrics & Gynecology	0	0	0	492	378,781	64,952	444,225
Ophthalmology	629	89,462	0	0	176,045	0	266,136
Orthopaedic Surgery	0	0	0	0	214,425	0	214,425
Pathology & Microbiology	0	2,363,688	0	0	0	0	2,363,688

	<i>COM</i>	<i>FED</i>	<i>LOC</i>	<i>OTH</i>	<i>PHI</i>	<i>STA</i>	<i>Total</i>
Pediatrics	3,484	3,417,418	0	0	559,414	1,330,000	5,310,316
Pharmacology, Physiology & ..	0	1,154,285	0	0	50,000	0	1,204,285
Radiology	0	26,963	0	0	0	0	26,963
Research & Special Projects	0	0	0	0	54,340	0	54,340
Surgery	18,250	243,807	0	0	384,047	0	646,104
<b>Nursing, College of</b>	0	591,126	0	0	75,000	0	666,126
Nursing	0	591,126	0	0	75,000	0	666,126
<b>Pharmacy, SC College of</b>	100,231	1,126,440	0	0	0	0	1,226,671
Clinical Pharmacy and Outcome	25,231	27,908	0	0	0	0	53,139
Palmetto Poison Center	0	490,023	0	0	0	0	490,023
Pharmaceutical and Biomedical	75,000	608,509	0	0	0	0	683,509
Pharmacy - (Dean)	0	0	0	0	0	0	0
<b>Provost, Office of the</b>	0	1,349,295	0	0	0	0	1,349,295
TRIO Programs	0	1,349,295	0	0	0	0	1,349,295
<b>Public Health, Arnold School of</b>	435,208	11,353,770	3,100	18,660	465,173	610,767	12,886,678
Communication Sciences & ..	6,060	707,380	0	0	0	0	713,440
Environmental Health Sciences	0	1,308,725	0	2,000	0	0	1,310,725
Epidemiology & Biostatistics	0	2,400,250	0	0	0	128,221	2,528,471
Exercise Science	406,848	1,222,170	0	0	97,344	0	1,726,362
Health Promotion, Education & ..	8,800	2,163,964	3,100	10,100	316,189	33,440	2,535,593
Health Services & Policy	0	280,904	0	0	0	0	280,904
Health Services Policy and ..	13,500	1,897,020	0	6,560	13,640	22,000	1,952,720
Prevention Research Center	0	1,383,502	0	0	8,000	0	1,391,502
Public Health, Arnold School of -	0	69,442	0	0	0	427,106	496,548

	<i>COM</i>	<i>FED</i>	<i>LOC</i>	<i>OTH</i>	<i>PHI</i>	<i>STA</i>	<i>Total</i>
Public Health, Arnold School of -	0	9,875	0	0	30,000	0	39,875
Research in Nutrition & Health	0	-89,462	0	0	0	0	-89,462
<b>Research &amp; Health Sciences, Vice Pr</b>	0	1,000,000	0	0	156,899	0	1,156,899
Research, Vice President for -	0	1,000,000	0	0	156,899	0	1,156,899
<b>Senior &amp; Regional Campuses</b>	194,731	2,580,011	175,000	4,000	384,673	518,116	3,856,531
USC Aiken	192,731	109,916	50,000	4,000	25,000	421,899	803,546
USC Beaufort - Academic Affairs	0	0	125,000	0	1,750	90,716	217,466
USC Beaufort - General	0	279,661	0	0	37,700	0	317,361
USC Lancaster	0	257,494	0	0	0	4,875	262,369
USC Salkehatchie	0	196,625	0	0	295,223	0	491,848
USC Sumter	0	282,055	0	0	0	0	282,055
USC Union	0	258,526	0	0	0	0	258,526
USC Upstate	2,000	1,195,734	0	0	25,000	626	1,223,360
<b>Social Work, College of</b>	7,021	6,881,637	5,000	0	254,172	36,573	7,184,403
Families in Society, Institute for	0	6,794,064	0	0	120,000	0	6,914,064
Social Work, College of	7,021	87,573	5,000	0	134,172	36,573	270,339
<b>Student Affairs, Division of</b>	0	78,269	0	0	5,600	0	83,869
Student Development	0	7,562	0	0	0	0	7,562
Student Health	0	70,707	0	0	5,600	0	76,307
<b>University Press</b>	0	6,195	0	0	0	0	6,195
University Press	0	6,195	0	0	0	0	6,195

# Sponsored Awards Management

## FY2009 YTD - Awards by Purpose (July-October )

	Equipment	GA Work Experience	Research	Service	Training	Total
<i>Total</i>	<b>1,767,561</b>	<b>854,128</b>	<b>45,045,264</b>	<b>16,388,964</b>	<b>5,833,416</b>	<b>69,889,333</b>
<b>Arts and Sciences, College of</b>	732,561	322,782	12,906,026	1,358,454	47,008	15,366,831
Anthropology	0	28,000	0	0	0	<b>28,000</b>
Archaeology & Anthropology, SC Institute of	0	0	461,360	5,000	0	<b>466,360</b>
Art	0	0	72,000	0	50,000	<b>122,000</b>
Baruch Institute	0	0	576,548	15,000	0	<b>591,548</b>
Biological Sciences	0	22,560	1,542,655	877,800	0	<b>2,443,015</b>
Chemistry & Biochemistry	0	0	2,710,541	62,882	0	<b>2,773,423</b>
COBRE: Center for Colon Cancer Research	0	0	70,957	0	0	<b>70,957</b>
Criminology & Criminal Justice, Department of	0	0	278,304	0	0	<b>278,304</b>
Earth Sciences & Resources Institute	0	0	179,990	0	0	<b>179,990</b>
English	0	0	153,046	0	0	<b>153,046</b>
Environment, School of the	0	0	539,843	0	0	<b>539,843</b>
Geography	0	0	507,939	49,852	-5,992	<b>551,799</b>
Geological Sciences	695,247	0	1,306,384	16,250	0	<b>2,017,881</b>
History	0	126,217	262,000	10,000	0	<b>398,217</b>

	<i>Equipment</i>	<i>GA Work Experience</i>	<i>Research</i>	<i>Service</i>	<i>Training</i>	<i>Total</i>
Mathematics	0	0	858,562	0	0	<b>858,562</b>
McKissick Museum	0	0	4,875	0	0	<b>4,875</b>
Naval Science	0	0	0	0	3,000	<b>3,000</b>
Philosophy	0	0	282,500	0	0	<b>282,500</b>
Physics & Astronomy	37,314	0	1,453,020	0	0	<b>1,490,334</b>
Political Science	0	56,863	205,951	0	0	<b>262,814</b>
Psychology	0	89,142	1,540,698	258,300	0	<b>1,888,140</b>
Public Service & Policy Research, Institute for	0	0	0	63,370	0	<b>63,370</b>
Statistics	0	0	-101,147	0	0	<b>-101,147</b>
<b>Business &amp; Finance</b>	0	0	0	22,200	0	22,200
Recycling & Waste Management	0	0	0	22,200	0	<b>22,200</b>
<b>Business, Moore School of</b>	0	50,000	549,444	0	0	599,444
Business, Moore School of - Dean's Office	0	0	358,000	0	0	<b>358,000</b>
Business, Moore School of - Division of Research	0	50,000	191,444	0	0	<b>241,444</b>
<b>Education, College of</b>	0	154,597	650,970	736,379	1,481,349	3,023,295
Education	0	0	26,400	0	0	<b>26,400</b>
Education Leadership & Policies	0	49,400	20,000	30,400	0	<b>99,800</b>
Educational Studies, Department of	0	20,000	457,823	443,944	169,910	<b>1,091,677</b>
Instruction & Teacher Education	0	13,197	139,043	96,761	1,189,320	<b>1,438,321</b>
Office of Program Evaluation	0	0	0	126,344	122,119	<b>248,463</b>
Physical Education	0	72,000	7,704	43,826	0	<b>123,530</b>
SC School Improvement Council	0	0	0	-4,896	0	<b>-4,896</b>
<b>Engineering &amp; Computing, College of</b>	0	0	5,980,688	5,000	356,873	6,342,561

	<i>Equipment</i>	<i>GA Work Experience</i>	<i>Research</i>	<i>Service</i>	<i>Training</i>	<i>Total</i>
Chemical Engineering	0	0	1,789,932	5,000	0	<b>1,794,932</b>
Civil & Environmental Engineering	0	0	930,226	0	0	<b>930,226</b>
Computer Science & Engineering	0	0	292,105	0	0	<b>292,105</b>
Electrical Engineering	0	0	815,998	0	0	<b>815,998</b>
Mechanical Engineering	0	0	2,152,427	0	356,873	<b>2,509,300</b>
SC Alliance for Minority Participation (SCAMP)	0	0	0	0	0	<b>0</b>
<b>Hospitality, Retail &amp; Sport Management, College of</b>	<b>0</b>	<b>0</b>	<b>40,000</b>	<b>0</b>	<b>20,000</b>	<b>60,000</b>
Hospitality, Retail & Sport Management - (Dean	0	0	0	0	0	<b>0</b>
Hotel, Restaurant & Tourism Administration	0	0	40,000	0	0	<b>40,000</b>
Sport & Entertainment Management	0	0	0	0	20,000	<b>20,000</b>
<b>Law, School of</b>	<b>0</b>	<b>0</b>	<b>0</b>	<b>150,000</b>	<b>178,870</b>	<b>328,870</b>
Children's Law Center	0	0	0	150,000	0	<b>150,000</b>
Law, School of	0	0	0	0	178,870	<b>178,870</b>
<b>Mass Communications &amp; Information Studies, Colle</b>	<b>0</b>	<b>7,034</b>	<b>0</b>	<b>83,776</b>	<b>27,500</b>	<b>118,310</b>
Journalism & Mass Communications, School of	0	0	0	83,776	23,000	<b>106,776</b>
Library & Information Sciences, School of	0	7,034	0	0	0	<b>7,034</b>
Mass Communications & Information Studies, C	0	0	0	0	4,500	<b>4,500</b>
<b>Medicine, School of</b>	<b>0</b>	<b>0</b>	<b>5,874,684</b>	<b>8,753,430</b>	<b>983,041</b>	<b>15,611,155</b>
Cell & Developmental Biology & Anatomy	0	0	928,664	0	0	<b>928,664</b>
Family & Preventive Medicine	0	0	431,991	480,481	91,809	<b>1,004,281</b>
Internal Medicine	0	0	525,392	1,940,850	5,485	<b>2,471,727</b>
Medicine, School of - (Dean)	0	0	0	0	7,500	<b>7,500</b>
Neuropsychiatry	0	0	31,078	387,423	250,000	<b>668,501</b>

	<i>Equipment</i>	<i>GA Work Experience</i>	<i>Research</i>	<i>Service</i>	<i>Training</i>	<i>Total</i>
Obstetrics & Gynecology	0	0	492	443,733	0	<b>444,225</b>
Ophthalmology	0	0	90,091	176,045	0	<b>266,136</b>
Orthopaedic Surgery	0	0	0	214,425	0	<b>214,425</b>
Pathology & Microbiology	0	0	2,363,688	0	0	<b>2,363,688</b>
Pediatrics	0	0	20,309	4,672,086	617,921	<b>5,310,316</b>
Pharmacology, Physiology & Neuroscience	0	0	1,193,959	0	10,326	<b>1,204,285</b>
Radiology	0	0	26,963	0	0	<b>26,963</b>
Research & Special Projects	0	0	0	54,340	0	<b>54,340</b>
Surgery	0	0	262,057	384,047	0	<b>646,104</b>
<b>Nursing, College of</b>	0	0	53,585	75,000	537,541	666,126
Nursing	0	0	53,585	75,000	537,541	<b>666,126</b>
<b>Pharmacy, SC College of</b>	0	0	736,648	490,023	0	1,226,671
Clinical Pharmacy and Outcome Sciences	0	0	53,139	0	0	<b>53,139</b>
Palmetto Poison Center	0	0	0	490,023	0	<b>490,023</b>
Pharmaceutical and Biomedical Sciences	0	0	683,509	0	0	<b>683,509</b>
Pharmacy - (Dean)	0	0	0	0	0	<b>0</b>
<b>Provost, Office of the</b>	0	0	0	1,349,295	0	1,349,295
TRIO Programs	0	0	0	1,349,295	0	<b>1,349,295</b>
<b>Public Health, Arnold School of</b>	0	269,501	10,859,239	546,798	1,211,140	12,886,678
Communication Sciences & Disorders	0	6,060	72,000	0	635,380	<b>713,440</b>
Environmental Health Sciences	0	0	784,965	0	525,760	<b>1,310,725</b>
Epidemiology & Biostatistics	0	128,221	2,334,375	65,875	0	<b>2,528,471</b>
Exercise Science	0	0	1,726,362	0	0	<b>1,726,362</b>

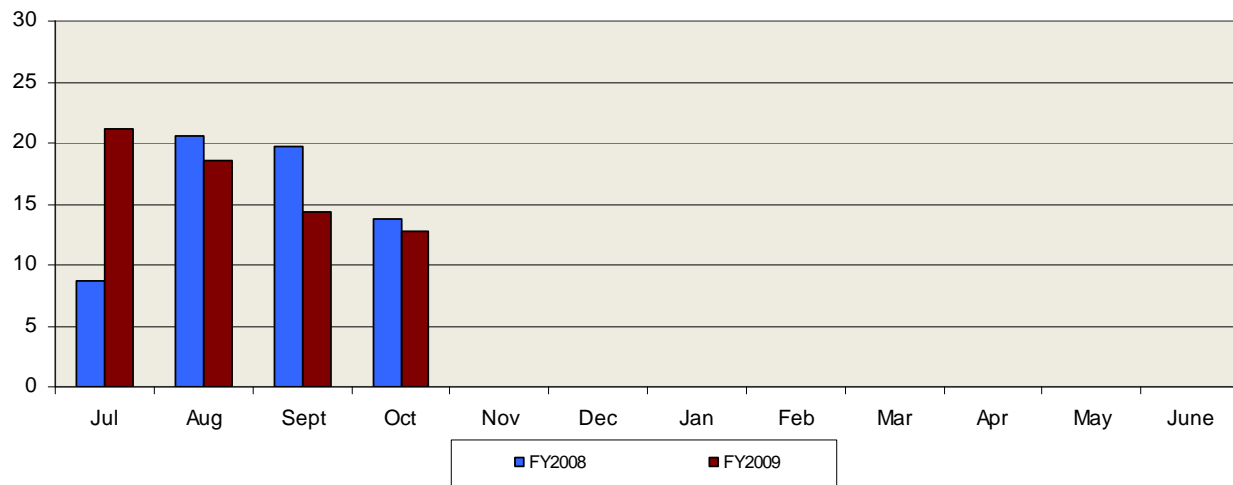
	<i>Equipment</i>	<i>GA Work Experience</i>	<i>Research</i>	<i>Service</i>	<i>Training</i>	<i>Total</i>
Health Promotion, Education & Behavior	0	58,440	2,477,153	0	0	<b>2,535,593</b>
Health Services & Policy Research, Center for	0	0	280,904	0	0	<b>280,904</b>
Health Services Policy and Management	0	68,780	1,889,440	-5,500	0	<b>1,952,720</b>
Prevention Research Center	0	8,000	1,383,502	0	0	<b>1,391,502</b>
Public Health, Arnold School of - Dean	0	0	0	476,548	20,000	<b>496,548</b>
Public Health, Arnold School of - General	0	0	0	9,875	30,000	<b>39,875</b>
Research in Nutrition & Health Disparities, Cente	0	0	-89,462	0	0	<b>-89,462</b>
<b>Research &amp; Health Sciences, Vice President</b>	1,000,000	0	156,899	0	0	1,156,899
Research, Vice President for - (General)	1,000,000	0	156,899	0	0	<b>1,156,899</b>
<b>Senior &amp; Regional Campuses</b>	35,000	0	201,900	2,714,286	905,345	3,856,531
USC Aiken	0	0	199,200	604,192	154	<b>803,546</b>
USC Beaufort - Academic Affairs	0	0	0	217,466	0	<b>217,466</b>
USC Beaufort - General	35,000	0	2,700	279,661	0	<b>317,361</b>
USC Lancaster	0	0	0	262,369	0	<b>262,369</b>
USC Salkehatchie	0	0	0	491,848	0	<b>491,848</b>
USC Sumter	0	0	0	282,055	0	<b>282,055</b>
USC Union	0	0	0	246,526	12,000	<b>258,526</b>
USC Upstate	0	0	0	330,169	893,191	<b>1,223,360</b>
<b>Social Work, College of</b>	0	50,214	7,028,986	98,723	6,480	7,184,403
Families in Society, Institute for	0	0	6,864,064	50,000	0	<b>6,914,064</b>
Social Work, College of	0	50,214	164,922	48,723	6,480	<b>270,339</b>
<b>Student Affairs, Division of</b>	0	0	0	5,600	78,269	83,869
Student Development	0	0	0	0	7,562	<b>7,562</b>

	<i>Equipment</i>	<i>GA Work Experience</i>	<i>Research</i>	<i>Service</i>	<i>Training</i>	<i>Total</i>
Student Health	0	0	0	5,600	70,707	<b>76,307</b>
<b>University Press</b>	0	0	6,195	0	0	6,195
University Press	0	0	6,195	0	0	<b>6,195</b>

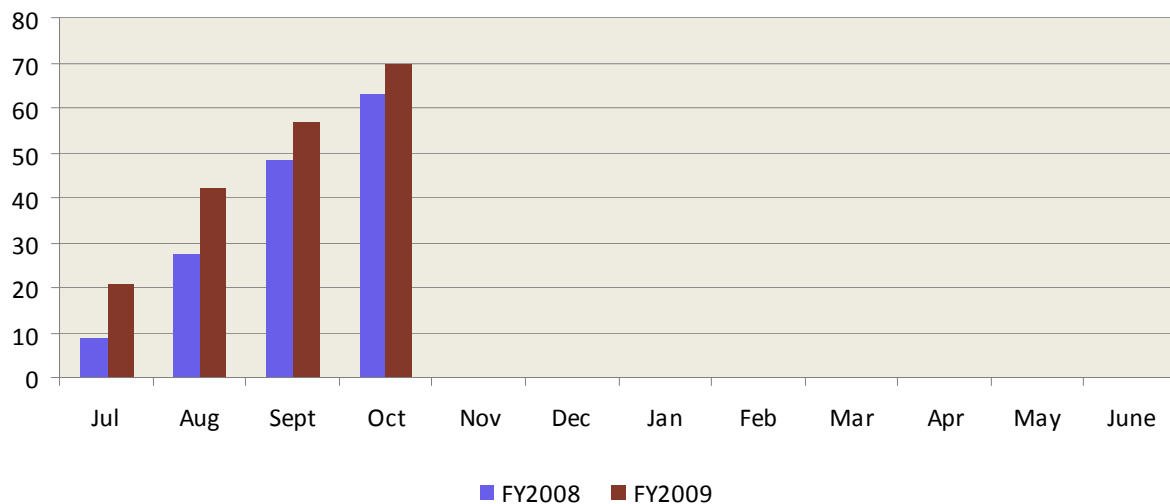
## Funding Agency Comparison Report Year-To-Date - October - FY2009

	<u>FY2008</u>	<u>FY2009</u>	<u>% CHG</u>
<b>NIH Awards</b>	\$10,415,712	\$9,871,485	(5.2)
<b>Dept. Of Education Awards</b>	\$6,088,186	\$7,091,011	16.5
<b>Dept. Of Defense Awards</b>	\$5,358,140	\$4,075,379	(23.9)
<b>NSF Awards</b>	\$11,417,487	\$8,826,994	(22.7)
<b>Non Profit Awards</b>	\$7,000,956	\$5,930,868	(15.3)
<b>State and Municipalities Awards</b>	\$4,613,477	\$3,855,968	(16.4)
<b>Dept. Of Energy Awards</b>	\$1,066,230	\$1,523,766	42.9
<b>Business and Industry Awards</b>	\$1,212,581	\$2,091,042	72.4

### Amounts Awarded (In millions of dollars)



### Cumulative Amounts Awarded (In millions of dollars)



## Proposals by Department

<u>CAMPUS</u>	CURRENT MONTH		YEAR TO DATE		YEAR TO DATE	
	October	FY2009	FY 2008		FY 2009	
			(July-October)		(July-October)	
<b>Arts and Sciences, College of</b>						
Anthropology	1	40,000	0	0	5	430,182
Archaeology & Anthropology, SC Institute of	2	70,893	11	911,502	7	284,769
Art	0	0	1	20,000	1	50,000
Baruch Institute	2	303,746	17	1,751,932	14	907,390
Biological Sciences	3	5,218,394	24	2,585,188	29	8,956,168
Chemistry & Biochemistry	4	476,453	36	5,089,092	19	3,608,298
COBRE: Center for Colon Cancer Research	0	0	1	200,000	0	0
Criminology & Criminal Justice, Department of	0	0	2	33,094	1	10,000
Earth Sciences & Resources Institute	0	0	1	49,144	1	115,052
English	2	80,046	12	519,584	4	410,454
Environment, School of the	0	0	1	23,500	1	23,000
Geography	7	338,467	17	3,642,797	18	907,669
Geological Sciences	2	156,269	14	1,806,678	17	1,756,444
History	1	6,000	10	331,480	12	223,364
Languages, Literatures, and Cultures, Department of	4	139,500	2	137,115	7	304,000
Mathematics	10	484,014	19	1,137,685	18	1,034,404
Philosophy	0	0	2	30,000	0	0
Physics & Astronomy	1	5,000	3	697,982	12	1,941,797
Political Science	1	21,600	6	242,391	8	69,094
Psychology	6	1,797,756	23	2,884,794	13	2,725,121
Public Service & Policy Research, Institute for	0	0	3	45,550	2	71,076
Religious Studies	0	0	1	250	0	0
Science Education, Center for	0	0	2	45,300	1	15,800
Sociology	1	5,009	0	0	4	250,152
Statistics	1	14,969	4	121,786	4	303,559
Women's Studies	0	0	1	31,062	0	0
<b>Total:</b>	<b>48</b>	<b>9,158,116</b>	<b>213</b>	<b>22,337,906</b>	<b>198</b>	<b>24,397,793</b>
<b>Business &amp; Finance</b>						
Recycling & Waste Management	0	0	1	24,850	0	0
<b>Total:</b>	<b>0</b>	<b>0</b>	<b>1</b>	<b>24,850</b>	<b>0</b>	<b>0</b>
<b>Business, Moore School of</b>						
Business, Moore School of - Dean's Office	0	0	1		0	0
Business, Moore School of - Division of Research	1	6,500	3	118,458	1	6,500
Small Business Development Center	0	0	2	1,207,865	2	1,284,174
<b>Total:</b>	<b>1</b>	<b>6,500</b>	<b>6</b>	<b>1,326,323</b>	<b>3</b>	<b>1,290,674</b>

## Proposals by Department

<u>CAMPUS</u>	CURRENT MONTH		YEAR TO DATE		YEAR TO DATE	
	October	FY2009	FY 2008 (July-October)		FY 2009 (July-October)	
<b>Education, College of</b>						
Education	1	10,000	1	10,000	1	10,000
Education Leadership & Policies	2	241,298	3	182,372	5	261,698
Educational Studies, Department of	2	392,813	7	367,484	6	788,061
Instruction & Teacher Education	1	39,731	9	426,316	12	369,012
Office of Program Evaluation	0	0	9	614,119	3	307,000
Physical Education	0	0	2	562,622	1	6,704
SC Educational Policy Center	0	0	1	100,000	1	275,296
<b>Total:</b>	<b>6</b>	<b>683,842</b>	<b>32</b>	<b>2,262,913</b>	<b>29</b>	<b>2,017,771</b>
<b>Engineering &amp; Computing, College of</b>						
Chemical Engineering	9	1,118,094	35	5,919,776	40	7,308,411
Civil & Environmental Engineering	5	303,909	17	1,456,368	16	1,400,411
Computer Science & Engineering	1	109,896	8	976,920	10	885,604
Electrical Engineering	5	529,537	18	1,984,358	12	1,158,337
Mechanical Engineering	5	6,720,054	19	5,821,458	29	12,947,288
SC Alliance for Minority Participation (SCAMP)	0	0	1	184,000	0	0
<b>Total:</b>	<b>25</b>	<b>8,781,490</b>	<b>98</b>	<b>16,342,880</b>	<b>107</b>	<b>23,700,051</b>
<b>Honors College, South Carolina</b>						
Honors College, South Carolina	0	0	1	4,194	1	26,000
<b>Total:</b>	<b>0</b>	<b>0</b>	<b>1</b>	<b>4,194</b>	<b>1</b>	<b>26,000</b>
<b>Hospitality, Retail &amp; Sport Management, College of</b>						
Hotel, Restaurant & Tourism Administration	0	0	5	237,035	3	64,999
Retailing, Department of	0	0	2	21,005	0	0
Sport & Entertainment Management	0	0	2	32,000	1	20,000
Technology Support & Training Management	0	0	1	105,228	2	8,015,200
<b>Total:</b>	<b>0</b>	<b>0</b>	<b>10</b>	<b>395,268</b>	<b>6</b>	<b>8,100,199</b>
<b>Law, School of</b>						
Law, School of	2	6,092,604	0	0	2	6,092,604
<b>Total:</b>	<b>2</b>	<b>6,092,604</b>	<b>0</b>	<b>0</b>	<b>2</b>	<b>6,092,604</b>
<b>Mass Communications &amp; Information Studies, College</b>						
Journalism & Mass Communications, School of	0	0	4	101,914	5	167,606
Library & Information Sciences, School of	0	0	2	37,008	2	10,495
<b>Total:</b>	<b>0</b>	<b>0</b>	<b>6</b>	<b>138,922</b>	<b>7</b>	<b>178,101</b>

## Proposals by Department

<u>CAMPUS</u>	CURRENT MONTH October FY2009		YEAR TO DATE FY 2008 (July-October)		YEAR TO DATE FY 2009 (July-October)	
<b>Medicine, School of</b>						
Cancer Center, South Carolina	0	0	0	0	1	3,193
Cell & Developmental Biology & Anatomy	3	611,982	12	1,585,794	11	2,012,856
Family & Preventive Medicine	0	0	6	926,816	8	954,540
Health & Safety	0	0	1	25,000	0	0
Internal Medicine	1	49,350	11	857,133	7	562,811
Medicine Library	0	0	0	0	2	45,933
Medicine, School of - (Dean)	0	0	1	5,000,000	0	0
Neuropsychiatry	0	0	3	183,787	5	712,044
Obstetrics & Gynecology	2	282,024	2	127,782	4	472,212
Ophthalmology	1	250,000	3	857,079	3	501,950
Pathology & Microbiology	4	1,229,326	12	3,549,518	11	3,254,421
Pediatrics	5	1,883,359	11	2,691,305	14	3,858,676
Pharmacology, Physiology & Neuroscience	2	518,197	12	2,444,063	7	1,408,550
Radiology	0	0	0	0	1	26,963
Research & Special Projects	0	0	6	233,670	0	0
Surgery	0	0	1	110,608	2	334,000
<b>Total:</b>	<b>18</b>	<b>4,824,238</b>	<b>81</b>	<b>18,592,555</b>	<b>76</b>	<b>14,148,149</b>
<b>Nursing, College of</b>						
Nursing	2	25,000	8	679,933	7	371,649
<b>Total:</b>	<b>2</b>	<b>25,000</b>	<b>8</b>	<b>679,933</b>	<b>7</b>	<b>371,649</b>
<b>Pharmacy, SC College of</b>						
Clinical Pharmacy and Outcome Sciences	0	0	0	0	2	33,404
Pharmaceutical and Biomedical Sciences	4	741,969	8	1,590,962	6	948,889
Pharmaceutical Sciences	0	0	0	0	1	381,438
Pharmacy - (Dean)	0	0	1	72,500	0	0
<b>Total:</b>	<b>4</b>	<b>741,969</b>	<b>9</b>	<b>1,663,462</b>	<b>9</b>	<b>1,363,731</b>

## Proposals by Department

<u>CAMPUS</u>	CURRENT MONTH October FY2009		YEAR TO DATE FY 2008 (July-October)		YEAR TO DATE FY 2009 (July-October)	
<b>Public Health, Arnold School of</b>						
Communication Sciences & Disorders	0	0	5	343,107	4	528,415
Environmental Health Sciences	4	656,051	8	1,651,749	13	1,948,747
Epidemiology & Biostatistics	7	1,780,804	22	1,552,848	23	2,762,827
Exercise Science	4	10,560,340	12	1,967,631	10	11,534,021
Health Promotion, Education & Behavior	4	134,931	14	614,140	16	478,994
Health Services & Policy Research, Center for	0	0	5	87,030	4	198,516
Health Services Policy and Management	2	7,390	31	2,268,206	17	1,118,542
Prevention Research Center	2	1,298,970	1	123,000	3	1,306,970
Public Health, Arnold School of - Dean	1	20,000	3	63,000	3	77,070
Public Health, Arnold School of - General	0	0	0	0	2	64,998
Research in Nutrition & Health Disparities, Center for	0	0	1	22,707	1	76,155
<b>Total:</b>	<b>24</b>	<b>14,458,486</b>	<b>102</b>	<b>8,693,418</b>	<b>96</b>	<b>20,095,255</b>
<b>Research &amp; Health Sciences, Vice President</b>						
Health Disparities, Institute for	0	0	0	0	2	116,922
Research, Vice President for - (General)	0	0	1	285,048	3	2,038,502
<b>Total:</b>	<b>0</b>	<b>0</b>	<b>1</b>	<b>285,048</b>	<b>5</b>	<b>2,155,424</b>
<b>Senior &amp; Regional Campuses</b>						
USC Aiken	2	59,206	6	380,113	9	638,985
USC Beaufort - Academic Affairs	1	5,000	0	0	5	579,483
USC Beaufort - General	0	0	8	903,857	1	113,990
USC Beaufort - Student Development	1	9,000	0	0	1	9,000
USC Lancaster	0	0	4	213,873	1	2,000
USC Salkehatchie	2	166,691	9	672,328	5	670,769
USC Sumter	2	2,000	3	2,600	2	2,000
USC Union	0	0	1	119,896	1	12,000
USC Upstate	2	225,689	7	292,999	6	427,455
<b>Total:</b>	<b>10</b>	<b>467,586</b>	<b>38</b>	<b>2,585,666</b>	<b>31</b>	<b>2,455,682</b>
<b>Social Work, College of</b>						
Families in Society, Institute for	2	31,000	10	2,021,691	5	417,000
Social Work, College of	1	28,795	24	435,936	21	211,108
<b>Total:</b>	<b>3</b>	<b>59,795</b>	<b>34</b>	<b>2,457,627</b>	<b>26</b>	<b>628,108</b>
<b>Student Affairs, Division of</b>						
Student Health	2	231,260	3	333,055	3	239,260
<b>Total:</b>	<b>2</b>	<b>231,260</b>	<b>3</b>	<b>333,055</b>	<b>3</b>	<b>239,260</b>
<b>Report Total:</b>	<b>145</b>	<b>45,530,886</b>	<b>643</b>	<b>78,124,020</b>	<b>606</b>	<b>107,260,451</b>