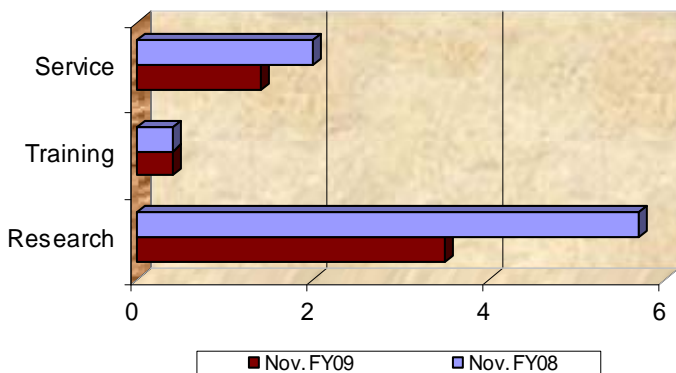


Sponsored Awards Management (SAM)

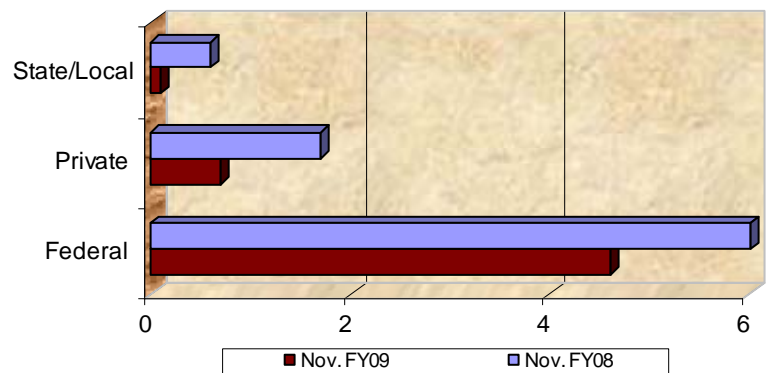
Monthly Report Summary - November 2008

SAM ACTIVITY	November FY2009 New Awards	YTD FY2008 (July-Nov.)	YTD FY2009 (July-Nov.)	YTD % Change
Award Totals (FY2008)	\$5,444,622	\$71,971,152	\$75,741,500	5.2
Source				
Federal	\$4,560,162	\$54,991,323	\$61,979,454	12.7
Private	\$740,112	\$11,756,683	\$10,121,006	-13.9
State/Local	\$144,348	\$5,223,146	\$3,641,040	-30.3
Purpose				
Research	\$3,501,600	\$46,830,464	\$50,314,425	7.4
Public Service	\$1,943,022	\$25,140,688	\$25,427,075	1.1
Sponsors				
NIH	\$654,898	\$10,988,561	\$10,526,383	-4.2
HHS (excludes nih)	\$392,014	\$12,538,391	\$20,794,230	65.8
NSF	\$75,932	\$11,488,386	\$8,902,926	-22.5
Proposals				
Submissions	139	782	751	-4.0
Dollars Requested	\$19,968,258	\$97,905,442	\$127,334,471	30.1
Expenditures				
Research Direct	\$5,482,408	\$28,546,229	\$31,882,886	11.7
Research IDC	\$1,542,823	\$8,411,463	\$8,553,372	1.7
Notable Areas				
Health Science Colleges	\$1,035,998	\$31,426,952	\$39,308,331	25.1
Arts and Sciences	\$1,317,235	\$19,803,562	\$16,665,214	-15.8
Education	\$324,725	\$5,519,951	\$3,310,518	-40.0
Engineering & Computing	\$1,817,500	\$7,221,802	\$8,160,061	13.0
Senior and Regional Campuses	\$744,725	\$4,442,310	\$4,601,256	3.6

Summary by Purpose



Summary by Source



Awards by Department

<u>CAMPUS</u>	CURRENT MONTH FY2009 New Awards	YEAR TO DATE FY 2008 (July-November)	YEAR TO DATE FY 2009 (July-November)
Arts and Sciences, College of			
Anthropology	0	42,408	28,000
Archaeology & Anthropology, SC Institute of	114,034	941,292	580,394
Art	0	20,000	122,000
Baruch Institute	2,000	1,316,714	593,548
Biological Sciences	204,893	2,324,423	2,647,908
Chemistry & Biochemistry	176,134	3,698,682	2,949,557
COBRE: Center for Colon Cancer Research	10,000	693,595	80,957
Criminology & Criminal Justice, Department of	0	8,500	278,304
Earth Sciences & Resources Institute	0	49,189	179,990
English	34,039	1,465,264	187,085
Environment, School of the	0	584,258	539,843
Geography	112,949	436,689	645,896
Geological Sciences	171,523	2,545,739	2,189,404
History	45,000	51,024	443,217
Linguistics Program	0	22,689	0
Mathematics	0	1,773,227	858,562
McKissick Museum	0	0	4,875
Naval Science	0	3,000	3,000
Philosophy	0	111,500	282,500
Physics & Astronomy	0	845,148	1,490,334
Political Science	12,807	240,604	275,621
Psychology	349,606	1,614,985	2,237,746
Public Service & Policy Research, Institute for	84,250	63,000	147,620
Religious Studies	0	500	0
Science Education, Center for	0	643,109	0
Sociology	0	5,009	0
Statistics	0	278,259	-101,147
Theatre and Dance, Department of	0	24,755	0
Total:	1,317,235	19,803,562	16,665,214
Business & Finance			
Environmental Health and Safety	0	116,662	0
Recycling & Waste Management	0	24,850	22,200
Total:	0	141,512	22,200
Business, Moore School of			
Business, Moore School of - Dean's Office	0	423,120	358,000
Business, Moore School of - Division of Research	0	77,000	241,444
Small Business Development Center	0	138,192	0
Total:	0	638,312	599,444

Awards by Department

<u>CAMPUS</u>	CURRENT MONTH FY2009 New Awards	YEAR TO DATE FY 2008 (July-November)	YEAR TO DATE FY 2009 (July-November)
Education, College of			
Education	3,227	14,234	29,627
Education Leadership & Policies	0	57,000	99,800
Educational Studies, Department of	249,115	1,772,848	1,340,792
Instruction & Teacher Education	19,232	1,883,371	1,435,448
Office of Program Evaluation	53,151	872,911	301,614
Physical Education	0	525,476	123,530
SC Educational Policy Center	0	243,193	0
SC School Improvement Council	0	150,918	-20,293
Total:	324,725	5,519,951	3,310,518
Engineering & Computing, College of			
Chemical Engineering	250,000	2,598,233	2,044,932
Civil & Environmental Engineering	40,500	989,454	970,726
Computer Science & Engineering	0	302,184	292,105
Electrical Engineering	920,000	921,653	1,735,998
Mechanical Engineering	607,000	2,269,625	3,116,300
SC Alliance for Minority Participation (SCAMP)	0	140,653	0
Total:	1,817,500	7,221,802	8,160,061
Honors College, South Carolina			
Honors College, South Carolina	0	4,935	0
Total:	0	4,935	0
Hospitality, Retail & Sport Management, College of			
Hospitality, Retail & Sport Management - (Dean)	0	0	-233,401
Hotel, Restaurant & Tourism Administration	0	123,992	40,000
Retailing, Department of	0	-29,250	0
Sport & Entertainment Management	0	32,000	20,000
Total:	0	126,742	-173,401
Law, School of			
Children's Law Center	175,191	0	325,191
Law, School of	0	216,474	178,870
Total:	175,191	216,474	504,061
Mass Communications & Information Studies, College			
Journalism & Mass Communications, School of	29,248	87,625	136,024
Library & Information Sciences, School of	0	37,008	7,034
Mass Communications & Information Studies, College of	0	128,769	4,500
Total:	29,248	253,402	147,558

Awards by Department

<u>CAMPUS</u>	CURRENT MONTH FY2009 New Awards	YEAR TO DATE FY 2008 (July-November)	YEAR TO DATE FY 2009 (July-November)
Medicine, School of			
Cell & Developmental Biology & Anatomy	0	1,561,575	928,664
Family & Preventive Medicine	0	1,428,877	1,099,701
Health & Safety	0	25,000	0
Internal Medicine	93,560	2,454,219	2,807,245
Medicine, School of - (Dean)	0	37,499	7,500
Neuropsychiatry	15,859	889,451	764,761
Obstetrics & Gynecology	0	567,852	538,492
Ophthalmology	0	507,564	310,313
Orthopaedic Surgery	0	284,161	267,287
Pathology & Microbiology	0	1,728,794	2,363,688
Pediatrics	209,082	4,971,412	5,588,801
Pharmacology, Physiology & Neuroscience	34,375	818,283	1,238,660
Radiology	0	0	26,963
Research & Special Projects	69,514	121,985	123,854
Surgery	0	731,421	742,394
Total:	422,390	16,128,093	16,808,323
Nursing, College of			
Nursing	0	813,117	666,126
Total:	0	813,117	666,126
Pharmacy, SC College of			
Clinical Pharmacy and Outcome Sciences	0	0	53,139
Palmetto Poison Center	0	317,423	490,023
Pharmaceutical and Biomedical Sciences	340,000	440,536	1,023,509
Pharmacy - (Dean)	0	97,500	0
Total:	340,000	855,459	1,566,671
Provost, Office of the			
TRIO Programs	0	1,332,580	1,349,295
Total:	0	1,332,580	1,349,295
Public Health, Arnold School of			
Communication Sciences & Disorders	7,957	241,736	713,440
Environmental Health Sciences	107,999	2,125,362	1,418,724
Epidemiology & Biostatistics	0	1,779,965	2,528,471
Exercise Science	17,708	736,439	1,744,070
Health Promotion, Education & Behavior	74,180	3,363,239	2,609,773
Health Services & Policy Research, Center for	0	263,236	380,904
Health Services Policy and Management	8,950	1,299,111	1,961,670
Prevention Research Center	6,814	1,430,763	1,298,316
Public Health, Arnold School of - Dean	0	157,700	427,027
Public Health, Arnold School of - General	0	4,602	39,875
Research in Nutrition & Health Disparities, Center for	0	763,607	-89,462
Total:	223,608	12,165,760	13,032,808

Awards by Department

<u>CAMPUS</u>	CURRENT MONTH FY2009 New Awards	YEAR TO DATE FY 2008 (July-November)	YEAR TO DATE FY 2009 (July-November)
Research & Health Sciences, Vice President			
Research, Vice President for - (General)	0	544,346	1,156,899
Sponsored Awards Management	0	227,565	0
Total:	0	771,911	1,156,899
Senior & Regional Campuses			
USC Aiken	11,670	510,960	815,216
USC Beaufort - Academic Affairs	0	100,175	217,466
USC Beaufort - General	0	1,110,922	317,361
USC Lancaster	73,225	561,937	335,594
USC Salkehatchie	240,529	671,230	732,377
USC Sumter	0	271,286	282,055
USC Union	0	234,229	258,526
USC Upstate	419,301	981,571	1,642,661
Total:	744,725	4,442,310	4,601,256
Social Work, College of			
Families in Society, Institute for	25,000	146,000	6,939,064
Social Work, College of	25,000	1,318,523	295,339
Total:	50,000	1,464,523	7,234,403
Student Affairs, Division of			
Student Development	0	0	7,562
Student Health	0	70,707	76,307
Total:	0	70,707	83,869
University Press			
University Press	0	0	6,195
Total:	0	0	6,195
Sub Total:	5,444,622	71,971,152	75,741,500
Report Total:	5,444,622	71,971,152	75,741,500

Sponsored Awards Management

FY2009 YTD - Awards by Source (July-November)

	COM	FED	LOC	OTH	PHI	STA	Total
Total	2,345,092	61,979,454	521,049	686,838	7,089,076	3,119,991	75,741,500
Arts and Sciences, College of	277,020	15,061,241	74,010	519,500	424,942	308,501	16,665,214
Anthropology	0	0	0	0	11,000	17,000	28,000
Archaeology & Anthropology, SC	0	572,394	0	8,000	0	0	580,394
Art	0	0	0	0	0	122,000	122,000
Baruch Institute	0	533,548	0	0	60,000	0	593,548
Biological Sciences	100,000	2,467,708	0	0	57,640	22,560	2,647,908
Chemistry & Biochemistry	26,372	2,905,792	0	0	17,393	0	2,949,557
COBRE: Center for Colon Cancer	0	80,957	0	0	0	0	80,957
Criminology & Criminal Justice,	0	268,304	0	0	0	10,000	278,304
Earth Sciences & Resources	0	179,990	0	0	0	0	179,990
English	0	187,085	0	0	0	0	187,085
Environment, School of the	0	506,843	0	0	33,000	0	539,843
Geography	0	597,548	0	0	55,462	-7,114	645,896
Geological Sciences	87,816	1,651,588	0	450,000	0	0	2,189,404
History	0	212,000	0	45,000	64,800	121,417	443,217
Mathematics	0	858,562	0	0	0	0	858,562
McKissick Museum	0	0	0	0	0	4,875	4,875

	COM	FED	LOC	OTH	PHI	STA	Total
Naval Science	0	3,000	0	0	0	0	3,000
Philosophy	0	275,000	0	0	7,500	0	282,500
Physics & Astronomy	0	1,484,334	0	0	0	6,000	1,490,334
Political Science	0	205,951	46,010	0	18,147	5,513	275,621
Psychology	57,642	2,135,604	28,000	16,500	0	0	2,237,746
Public Service & Policy Research,	0	47,370	0	0	94,000	6,250	147,620
Statistics	5,190	-112,337	0	0	6,000	0	-101,147
Business & Finance	0	0	0	0	0	22,200	22,200
Recycling & Waste Management	0	0	0	0	0	22,200	22,200
Business, Moore School of	0	549,444	50,000	0	0	0	599,444
Business, Moore School of -	0	358,000	0	0	0	0	358,000
Business, Moore School of -	0	191,444	50,000	0	0	0	241,444
Education, College of	0	2,796,106	193,939	49,400	106,930	164,143	3,310,518
Education	0	0	26,400	0	0	3,227	29,627
Education Leadership & Policies	0	20,000	6,000	49,400	0	24,400	99,800
Educational Studies, Department	0	1,274,200	0	0	46,592	20,000	1,340,792
Instruction & Teacher Education	0	1,359,787	89,539	0	8,808	-22,686	1,435,448
Office of Program Evaluation	0	142,119	0	0	0	159,495	301,614
Physical Education	0	0	72,000	0	51,530	0	123,530
SC School Improvement Council	0	0	0	0	0	-20,293	-20,293
Engineering & Computing, College o	1,138,777	6,606,173	0	58,111	350,000	7,000	8,160,061
Chemical Engineering	683,224	1,211,708	0	25,000	125,000	0	2,044,932
Civil & Environmental Engineering	40,500	919,982	0	10,244	0	0	970,726
Computer Science & Engineering	98,417	170,821	0	22,867	0	0	292,105

	COM	FED	LOC	OTH	PHI	STA	Total
Electrical Engineering	0	1,735,998	0	0	0	0	1,735,998
Mechanical Engineering	316,636	2,567,664	0	0	225,000	7,000	3,116,300
SC Alliance for Minority Professionals (COM)	0	0	0	0	0	0	0
Hospitality, Retail & Sport Management	0	0	20,000	0	40,000	-233,401	-173,401
Hospitality, Retail & Sport	0	0	0	0	0	-233,401	-233,401
Hotel, Restaurant & Tourism	0	0	0	0	40,000	0	40,000
Sport & Entertainment	0	0	20,000	0	0	0	20,000
Law, School of	0	354,061	0	0	0	150,000	504,061
Children's Law Center	0	175,191	0	0	0	150,000	325,191
Law, School of	0	178,870	0	0	0	0	178,870
Mass Communications & Information	8,000	105,024	0	12,000	15,500	7,034	147,558
Journalism & Mass Communication	8,000	105,024	0	12,000	11,000	0	136,024
Library & Information Sciences,	0	0	0	0	0	7,034	7,034
Mass Communications & Information	0	0	0	0	4,500	0	4,500
Medicine, School of	94,104	10,506,366	0	492	4,652,007	1,555,354	16,808,323
Cell & Developmental Biology & Physiology	0	681,664	0	0	237,000	10,000	928,664
Family & Preventive Medicine	0	494,300	0	0	541,999	63,402	1,099,701
Internal Medicine	36,804	1,479,308	0	0	1,291,133	0	2,807,245
Medicine, School of - (Dean)	0	0	0	0	7,500	0	7,500
Neuropsychiatry	34,937	250,000	0	0	392,824	87,000	764,761
Obstetrics & Gynecology	0	0	0	492	473,048	64,952	538,492
Ophthalmology	629	89,462	0	0	220,222	0	310,313
Orthopaedic Surgery	0	0	0	0	267,287	0	267,287
Pathology & Microbiology	0	2,363,688	0	0	0	0	2,363,688

	COM	FED	LOC	OTH	PHI	STA	Total
Pediatrics	3,484	3,626,500	0	0	628,817	1,330,000	5,588,801
Pharmacology, Physiology & ...	0	1,188,660	0	0	50,000	0	1,238,660
Radiology	0	26,963	0	0	0	0	26,963
Research & Special Projects	0	62,014	0	0	61,840	0	123,854
Surgery	18,250	243,807	0	0	480,337	0	742,394
Nursing, College of	0	591,126	0	0	75,000	0	666,126
Nursing	0	591,126	0	0	75,000	0	666,126
Pharmacy, SC College of	180,231	1,386,440	0	0	0	0	1,566,671
Clinical Pharmacy and Outcome	25,231	27,908	0	0	0	0	53,139
Palmetto Poison Center	0	490,023	0	0	0	0	490,023
Pharmaceutical and Biomedical	155,000	868,509	0	0	0	0	1,023,509
Pharmacy - (Dean)	0	0	0	0	0	0	0
Provost, Office of the	0	1,349,295	0	0	0	0	1,349,295
TRIO Programs	0	1,349,295	0	0	0	0	1,349,295
Public Health, Arnold School of	435,208	11,490,041	3,100	23,860	539,353	541,246	13,032,808
Communication Sciences & ...	6,060	707,380	0	0	0	0	713,440
Environmental Health Sciences	0	1,416,724	0	2,000	0	0	1,418,724
Epidemiology & Biostatistics	0	2,400,250	0	0	0	128,221	2,528,471
Exercise Science	406,848	1,239,878	0	0	97,344	0	1,744,070
Health Promotion, Education & ...	8,800	2,163,964	3,100	10,100	390,369	33,440	2,609,773
Health Services & Policy	0	380,904	0	0	0	0	380,904
Health Services Policy and	13,500	1,900,770	0	11,760	13,640	22,000	1,961,670
Prevention Research Center	0	1,290,316	0	0	8,000	0	1,298,316
Public Health, Arnold School of -	0	69,442	0	0	0	357,585	427,027

	COM	FED	LOC	OTH	PHI	STA	Total
Public Health, Arnold School of -	0	9,875	0	0	30,000	0	39,875
Research in Nutrition & Health	0	-89,462	0	0	0	0	-89,462
Research & Health Sciences, Vice Pr	0	1,000,000	0	0	156,899	0	1,156,899
Research, Vice President for -	0	1,000,000	0	0	156,899	0	1,156,899
Senior & Regional Campuses	204,731	3,193,036	175,000	23,475	443,673	561,341	4,601,256
USC Aiken	192,731	121,586	50,000	4,000	25,000	421,899	815,216
USC Beaufort - Academic Affairs	0	0	125,000	0	1,750	90,716	217,466
USC Beaufort - General	0	279,661	0	0	37,700	0	317,361
USC Lancaster	0	287,494	0	0	0	48,100	335,594
USC Salkehatchie	0	437,154	0	0	295,223	0	732,377
USC Sumter	0	282,055	0	0	0	0	282,055
USC Union	0	258,526	0	0	0	0	258,526
USC Upstate	12,000	1,526,560	0	19,475	84,000	626	1,642,661
Social Work, College of	7,021	6,906,637	5,000	0	279,172	36,573	7,234,403
Families in Society, Institute for	0	6,794,064	0	0	145,000	0	6,939,064
Social Work, College of	7,021	112,573	5,000	0	134,172	36,573	295,339
Student Affairs, Division of	0	78,269	0	0	5,600	0	83,869
Student Development	0	7,562	0	0	0	0	7,562
Student Health	0	70,707	0	0	5,600	0	76,307
University Press	0	6,195	0	0	0	0	6,195
University Press	0	6,195	0	0	0	0	6,195

Sponsored Awards Management

FY2009 YTD - Awards by Purpose (July-November)

	Equipment	GA Work Experience	Research	Service	Training	Total
Total	1,767,561	911,323	48,546,864	18,258,155	6,257,597	75,741,500
Arts and Sciences, College of	732,561	353,319	14,101,891	1,449,287	28,156	16,665,214
Anthropology	0	28,000	0	0	0	28,000
Archaeology & Anthropology, SC Institute of	0	0	575,394	5,000	0	580,394
Art	0	0	72,000	0	50,000	122,000
Baruch Institute	0	0	578,548	15,000	0	593,548
Biological Sciences	0	22,560	1,747,548	877,800	0	2,647,908
Chemistry & Biochemistry	0	0	2,873,842	75,715	0	2,949,557
COBRE: Center for Colon Cancer Research	0	0	80,957	0	0	80,957
Criminology & Criminal Justice, Department of	0	0	278,304	0	0	278,304
Earth Sciences & Resources Institute	0	0	179,990	0	0	179,990
English	0	0	187,085	0	0	187,085
Environment, School of the	0	0	539,843	0	0	539,843
Geography	0	17,730	603,158	49,852	-24,844	645,896
Geological Sciences	695,247	0	1,477,907	16,250	0	2,189,404
History	0	126,217	307,000	10,000	0	443,217

	Equipment	GA Work Experience	Research	Service	Training	Total
Mathematics	0	0	858,562	0	0	858,562
McKissick Museum	0	0	4,875	0	0	4,875
Naval Science	0	0	0	0	3,000	3,000
Philosophy	0	0	282,500	0	0	282,500
Physics & Astronomy	37,314	0	1,453,020	0	0	1,490,334
Political Science	0	69,670	205,951	0	0	275,621
Psychology	0	89,142	1,890,304	258,300	0	2,237,746
Public Service & Policy Research, Institute for	0	0	6,250	141,370	0	147,620
Statistics	0	0	-101,147	0	0	-101,147
Business & Finance	0	0	0	22,200	0	22,200
Recycling & Waste Management	0	0	0	22,200	0	22,200
Business, Moore School of	0	50,000	549,444	0	0	599,444
Business, Moore School of - Dean's Office	0	0	358,000	0	0	358,000
Business, Moore School of - Division of Research	0	50,000	191,444	0	0	241,444
Education, College of	0	154,597	650,970	771,260	1,733,691	3,310,518
Education	0	0	26,400	0	3,227	29,627
Education Leadership & Policies	0	49,400	20,000	30,400	0	99,800
Educational Studies, Department of	0	20,000	457,823	443,944	419,025	1,340,792
Instruction & Teacher Education	0	13,197	139,043	93,888	1,189,320	1,435,448
Office of Program Evaluation	0	0	0	179,495	122,119	301,614
Physical Education	0	72,000	7,704	43,826	0	123,530
SC School Improvement Council	0	0	0	-20,293	0	-20,293
Engineering & Computing, College of	0	0	7,757,688	45,500	356,873	8,160,061

	Equipment	GA Work Experience	Research	Service	Training	Total
Chemical Engineering	0	0	2,039,932	5,000	0	2,044,932
Civil & Environmental Engineering	0	0	930,226	40,500	0	970,726
Computer Science & Engineering	0	0	292,105	0	0	292,105
Electrical Engineering	0	0	1,735,998	0	0	1,735,998
Mechanical Engineering	0	0	2,759,427	0	356,873	3,116,300
SC Alliance for Minority Participation (SCAMP)	0	0	0	0	0	0
Hospitality, Retail & Sport Management, College of	0	0	40,000	-233,401	20,000	-173,401
Hospitality, Retail & Sport Management - (Dean	0	0	0	-233,401	0	-233,401
Hotel, Restaurant & Tourism Administration	0	0	40,000	0	0	40,000
Sport & Entertainment Management	0	0	0	0	20,000	20,000
Law, School of	0	0	0	150,000	354,061	504,061
Children's Law Center	0	0	0	150,000	175,191	325,191
Law, School of	0	0	0	0	178,870	178,870
Mass Communications & Information Studies, Colle	0	7,034	21,248	83,776	35,500	147,558
Journalism & Mass Communications, School of	0	0	21,248	83,776	31,000	136,024
Library & Information Sciences, School of	0	7,034	0	0	0	7,034
Mass Communications & Information Studies, C	0	0	0	0	4,500	4,500
Medicine, School of	0	0	5,956,478	9,861,304	990,541	16,808,323
Cell & Developmental Biology & Anatomy	0	0	928,664	0	0	928,664
Family & Preventive Medicine	0	0	431,991	575,901	91,809	1,099,701
Internal Medicine	0	0	568,952	2,232,808	5,485	2,807,245
Medicine, School of - (Dean)	0	0	0	0	7,500	7,500
Neuropsychiatry	0	0	34,937	479,824	250,000	764,761

	Equipment	GA Work Experience	Research	Service	Training	Total
Obstetrics & Gynecology	0	0	492	538,000	0	538,492
Ophthalmology	0	0	90,091	220,222	0	310,313
Orthopaedic Surgery	0	0	0	267,287	0	267,287
Pathology & Microbiology	0	0	2,363,688	0	0	2,363,688
Pediatrics	0	0	20,309	4,950,571	617,921	5,588,801
Pharmacology, Physiology & Neuroscience	0	0	1,228,334	0	10,326	1,238,660
Radiology	0	0	26,963	0	0	26,963
Research & Special Projects	0	0	0	116,354	7,500	123,854
Surgery	0	0	262,057	480,337	0	742,394
Nursing, College of	0	0	53,585	75,000	537,541	666,126
Nursing	0	0	53,585	75,000	537,541	666,126
Pharmacy, SC College of	0	0	826,648	740,023	0	1,566,671
Clinical Pharmacy and Outcome Sciences	0	0	53,139	0	0	53,139
Palmetto Poison Center	0	0	0	490,023	0	490,023
Pharmaceutical and Biomedical Sciences	0	0	773,509	250,000	0	1,023,509
Pharmacy - (Dean)	0	0	0	0	0	0
Provost, Office of the	0	0	0	1,349,295	0	1,349,295
TRIO Programs	0	0	0	1,349,295	0	1,349,295
Public Health, Arnold School of	0	296,159	11,048,232	477,277	1,211,140	13,032,808
Communication Sciences & Disorders	0	6,060	72,000	0	635,380	713,440
Environmental Health Sciences	0	0	892,964	0	525,760	1,418,724
Epidemiology & Biostatistics	0	128,221	2,334,375	65,875	0	2,528,471
Exercise Science	0	17,708	1,726,362	0	0	1,744,070

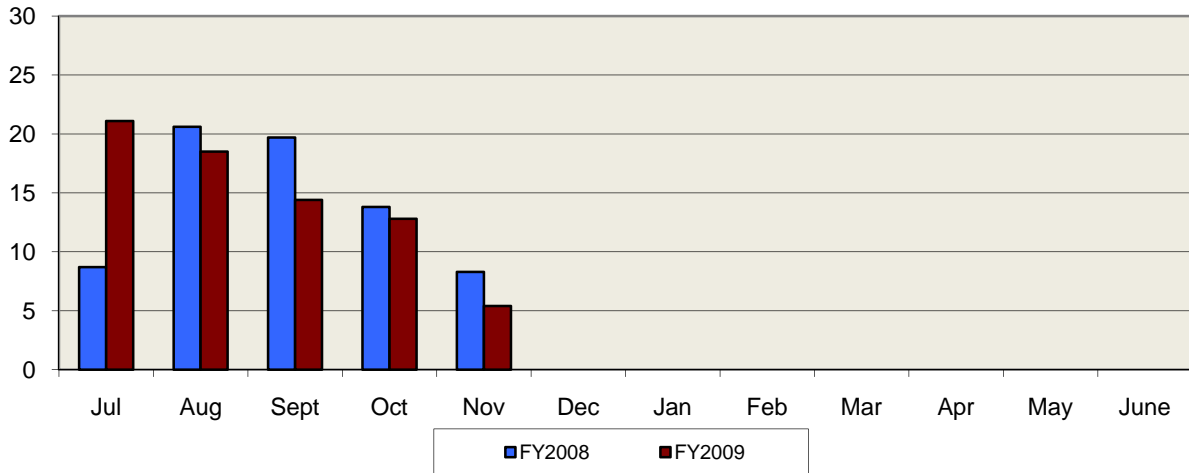
	Equipment	GA Work Experience	Research	Service	Training	Total
Health Promotion, Education & Behavior	0	58,440	2,551,333	0	0	2,609,773
Health Services & Policy Research, Center for	0	0	380,904	0	0	380,904
Health Services Policy and Management	0	77,730	1,889,440	-5,500	0	1,961,670
Prevention Research Center	0	8,000	1,290,316	0	0	1,298,316
Public Health, Arnold School of - Dean	0	0	0	407,027	20,000	427,027
Public Health, Arnold School of - General	0	0	0	9,875	30,000	39,875
Research in Nutrition & Health Disparities, Cente	0	0	-89,462	0	0	-89,462
Research & Health Sciences, Vice President	1,000,000	0	156,899	0	0	1,156,899
Research, Vice President for - (General)	1,000,000	0	156,899	0	0	1,156,899
Senior & Regional Campuses	35,000	0	298,600	3,362,311	905,345	4,601,256
USC Aiken	0	0	199,200	615,862	154	815,216
USC Beaufort - Academic Affairs	0	0	0	217,466	0	217,466
USC Beaufort - General	35,000	0	2,700	279,661	0	317,361
USC Lancaster	0	0	73,225	262,369	0	335,594
USC Salkehatchie	0	0	0	732,377	0	732,377
USC Sumter	0	0	0	282,055	0	282,055
USC Union	0	0	0	246,526	12,000	258,526
USC Upstate	0	0	23,475	725,995	893,191	1,642,661
Social Work, College of	0	50,214	7,078,986	98,723	6,480	7,234,403
Families in Society, Institute for	0	0	6,889,064	50,000	0	6,939,064
Social Work, College of	0	50,214	189,922	48,723	6,480	295,339
Student Affairs, Division of	0	0	0	5,600	78,269	83,869
Student Development	0	0	0	0	7,562	7,562

	Equipment	GA Work Experience	Research	Service	Training	Total
Student Health	0	0	0	5,600	70,707	76,307
University Press	0	0	6,195	0	0	6,195
University Press	0	0	6,195	0	0	6,195

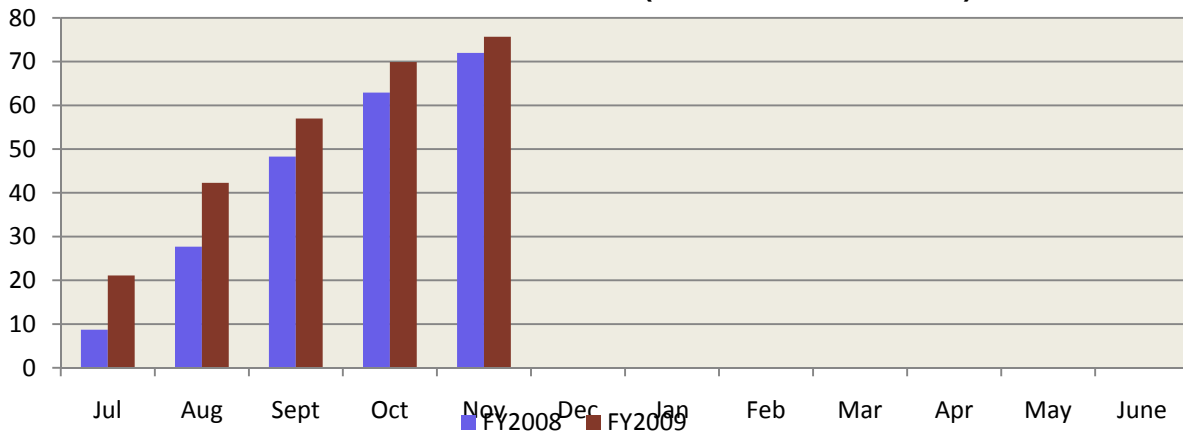
Funding Agency Comparison Report Year-To-Date - October - FY2009

	<u>FY2008</u>	<u>FY2009</u>	<u>% CHG</u>
NIH Awards	\$10,988,561	\$10,526,383	(4.2)
HHS (excl. nih)	\$12,538,391	\$20,794,230	65.8
Dept. Of Education Awards	\$6,579,180	\$8,139,795	23.7
Dept. Of Defense Awards	\$5,859,497	\$5,711,300	(2.5)
NSF Awards	\$11,488,386	\$8,902,926	(22.5)
Non Profit Awards	\$8,728,257	\$7,089,076	(18.8)
State and Municipalities Awards	\$5,223,146	\$3,641,040	(30.3)
Dept. Of Energy Awards	\$1,438,611		(100.0)
Business and Industry Awards	\$1,891,202	\$2,345,092	24.0

Amounts Awarded (In millions of dollars)



Cumulative Amounts Awarded (In millions of dollars)



Proposals by Department

<u>CAMPUS</u>	CURRENT MONTH November FY2009		YEAR TO DATE FY 2008 (July-November)		YEAR TO DATE FY 2009 (July-November)	
Arts and Sciences, College of						
Anthropology	2	196,918	2	100,512	7	627,100
Archaeology & Anthropology, SC Institute of	4	173,799	11	911,502	11	458,568
Art	1	10,000	1	20,000	2	60,000
Baruch Institute	0	0	22	2,289,380	15	927,390
Biological Sciences	5	1,100,877	30	3,327,663	36	10,127,037
Chemistry & Biochemistry	12	1,470,904	46	9,211,946	30	4,979,202
COBRE: Center for Colon Cancer Research	0	0	1	200,000	0	0
Criminology & Criminal Justice, Department of	0	0	2	33,094	1	10,000
Earth Sciences & Resources Institute	0	0	1	49,144	1	115,052
English	0	0	13	594,385	4	410,454
Environment, School of the	1	28,000	2	167,748	2	51,000
Geography	1	31,220	18	3,662,795	19	938,889
Geological Sciences	3	136,683	22	2,268,106	21	1,913,127
History	0	0	13	458,284	12	223,364
Languages, Literatures, and Cultures, Department of	0	0	2	137,115	7	304,000
Marine Science	0	0	1	20,000	1	20,000
Mathematics	4	227,753	20	1,179,774	22	1,262,157
McKissick Museum	1	1,500	0	0	1	1,500
Philosophy	0	0	2	30,000	0	0
Physics & Astronomy	3	329,738	4	702,982	15	2,271,535
Political Science	3	12,807	8	251,261	11	81,901
Psychology	7	1,676,854	29	4,157,880	20	4,401,975
Public Service & Policy Research, Institute for	1	78,000	3	45,550	3	149,076
Religious Studies	0	0	1	250	0	0
Science Education, Center for	0	0	3	78,891	1	15,800
Sociology	0	0	0	0	4	250,152
Statistics	1	67,563	6	333,519	5	371,122
Theatre and Dance, Department of	0	0	1	10,000	0	0
Women's Studies	0	0	1	31,062	0	0
Total:	49	5,542,616	265	30,272,843	251	29,970,401
Business & Finance						
Environmental Health and Safety	1	162,519	0	0	1	162,519
Recycling & Waste Management	0	0	1	24,850	0	0
Total:	1	162,519	1	24,850	1	162,519

Proposals by Department

<u>CAMPUS</u>	CURRENT MONTH November FY2009		YEAR TO DATE FY 2008 (July-November)		YEAR TO DATE FY 2009 (July-November)	
Business, Moore School of						
Business, Moore School of - Dean's Office	0	0	1		0	0
Business, Moore School of - Division of Research	1	100,000	3	118,458	2	106,500
Small Business Development Center	0	0	2	1,207,865	2	1,284,174
Total:	1	100,000	6	1,326,323	4	1,390,674
Education, College of						
Education	0	0	1	10,000	1	10,000
Education Leadership & Policies	0	0	3	182,372	5	261,698
Educational Studies, Department of	1	50,000	7	367,484	7	838,061
Instruction & Teacher Education	0	0	10	479,573	12	369,012
Office of Program Evaluation	2	161,437	9	614,119	5	468,437
Physical Education	0	0	2	562,622	1	6,704
SC Educational Policy Center	0	0	1	100,000	1	275,296
Total:	3	211,437	33	2,316,170	32	2,229,208
Engineering & Computing, College of						
Chemical Engineering	3	510,760	37	6,117,064	43	7,819,171
Civil & Environmental Engineering	1	36,480	19	1,536,392	17	1,436,891
Computer Science & Engineering	3	402,184	11	1,276,979	13	1,287,788
Electrical Engineering	4	363,148	22	2,314,848	16	1,521,485
Engineering & Computing, College of	0	0	1	12,500	0	0
Mechanical Engineering	5	665,382	24	6,096,190	35	13,696,269
SC Alliance for Minority Participation (SCAMP)	0	0	1	184,000	0	0
Total:	16	1,977,954	115	17,537,973	124	25,761,604
Honors College, South Carolina						
Honors College, South Carolina	0	0	1	4,194	1	26,000
Total:	0	0	1	4,194	1	26,000
Hospitality, Retail & Sport Management, College of						
Hotel, Restaurant & Tourism Administration	0	0	5	237,035	3	64,999
Retailing, Department of	0	0	2	21,005	0	0
Sport & Entertainment Management	0	0	2	32,000	1	20,000
Technology Support & Training Management	1	6,000	1	105,228	3	8,021,200
Total:	1	6,000	10	395,268	7	8,106,199
Law, School of						
Law, School of	0	0	2	253,816	2	6,092,604
Total:	0	0	2	253,816	2	6,092,604

Proposals by Department

<u>CAMPUS</u>	CURRENT MONTH November FY2009		YEAR TO DATE FY 2008 (July-November)		YEAR TO DATE FY 2009 (July-November)	
Mass Communications & Information Studies, College						
Journalism & Mass Communications, School of	2	9,500	5	102,506	7	177,106
Library & Information Sciences, School of	0	0	2	37,008	2	10,495
Total:	2	9,500	7	139,514	9	187,601
Medicine, School of						
Cancer Center, South Carolina	0	0	0	0	1	3,193
Cell & Developmental Biology & Anatomy	1	213,000	16	2,578,801	12	2,225,856
Family & Preventive Medicine	0	0	10	1,722,143	8	954,540
Health & Safety	0	0	1	25,000	0	0
Internal Medicine	2	3,887,840	11	857,133	9	4,450,651
Medicine Library	0	0	0	0	2	45,933
Medicine, School of - (Dean)	0	0	1	5,000,000	0	0
Medicine, School of - (Graduate Program)	1	49,360	0	0	1	49,360
Neuropsychiatry	1	200,000	5	338,881	6	912,044
Obstetrics & Gynecology	0	0	2	127,782	4	472,212
Ophthalmology	2	11,900	4	1,420,530	5	513,850
Pathology & Microbiology	4	949,731	17	4,338,353	15	4,204,152
Pediatrics	1	209,082	13	4,108,338	15	4,067,758
Pharmacology, Physiology & Neuroscience	6	944,796	15	3,317,368	13	2,353,346
Radiology	0	0	0	0	1	26,963
Research & Special Projects	0	0	6	233,670	0	0
Surgery	1	535,350	2	700,641	3	869,350
Total:	19	7,001,059	103	24,768,640	95	21,149,208
Nursing, College of						
Nursing	0	0	10	835,266	7	371,649
Total:	0	0	10	835,266	7	371,649
Pharmacy, SC College of						
Clinical Pharmacy and Outcome Sciences	0	0	1	10,000	2	33,404
Pharmaceutical and Biomedical Sciences	5	1,274,908	15	2,880,431	11	2,223,797
Pharmaceutical Sciences	0	0	0	0	1	381,438
Pharmacy - (Dean)	0	0	1	72,500	0	0
Total:	5	1,274,908	17	2,962,931	14	2,638,639

Proposals by Department

<u>CAMPUS</u>	CURRENT MONTH November FY2009		YEAR TO DATE FY 2008 (July-November)		YEAR TO DATE FY 2009 (July-November)	
Public Health, Arnold School of						
Communication Sciences & Disorders	2	109,758	5	343,107	6	638,173
Environmental Health Sciences	1	24,644	10	1,911,043	14	1,973,391
Epidemiology & Biostatistics	7	994,198	29	2,443,792	30	3,744,196
Exercise Science	2	192,368	14	2,063,214	12	11,726,389
Health Promotion, Education & Behavior	2	51,087	14	614,140	18	530,081
Health Services & Policy Research, Center for	0	0	5	87,030	4	198,516
Health Services Policy and Management	5	48,950	31	2,268,206	22	1,167,492
Prevention Research Center	0	0	3	897,641	3	1,306,970
Public Health, Arnold School of - Dean	1	25,000	3	63,000	4	102,070
Public Health, Arnold School of - General	2	25,000	0	0	4	89,998
Research in Nutrition & Health Disparities, Center for	0	0	3	66,053	1	76,155
Total:	22	1,471,005	117	10,757,226	118	21,553,431
Research & Health Sciences, Vice President						
Health Disparities, Institute for	0	0	0	0	2	116,922
Research, Vice President for - (General)	0	0	1	285,048	3	2,038,502
Total:	0	0	1	285,048	5	2,155,424
Senior & Regional Campuses						
USC Aiken	2	13,102	14	479,124	11	652,087
USC Beaufort - Academic Affairs	0	0	0	0	5	579,483
USC Beaufort - General	1	300,000	8	903,857	2	413,990
USC Beaufort - Student Development	0	0	0	0	1	9,000
USC Lancaster	2	73,225	4	213,873	3	75,225
USC Salkehatchie	2	102,551	10	727,088	7	773,320
USC Sumter	0	0	4	5,600	2	2,000
USC Union	0	0	1	119,896	1	12,000
USC Upstate	2	26,713	13	455,561	8	454,168
Total:	9	515,591	54	2,904,999	40	2,971,273
Social Work, College of						
Families in Society, Institute for	4	1,313,512	11	2,237,691	9	1,730,512
Social Work, College of	5	187,032	26	549,635	27	403,140
Total:	9	1,500,544	37	2,787,326	36	2,133,652
Student Affairs, Division of						
Student Health	1	2,000	3	333,055	4	241,260
Total:	1	2,000	3	333,055	4	241,260
University Libraries						
Thomas Cooper Library	1	193,125	0	0	1	193,125
Total:	1	193,125	0	0	1	193,125

Proposals by Department

CAMPUS

	CURRENT MONTH November FY2009		YEAR TO DATE FY 2008 (July-November)		YEAR TO DATE FY 2009 (July-November)	
Report Total:	139	19,968,258	782	97,905,442	751	127,334,471