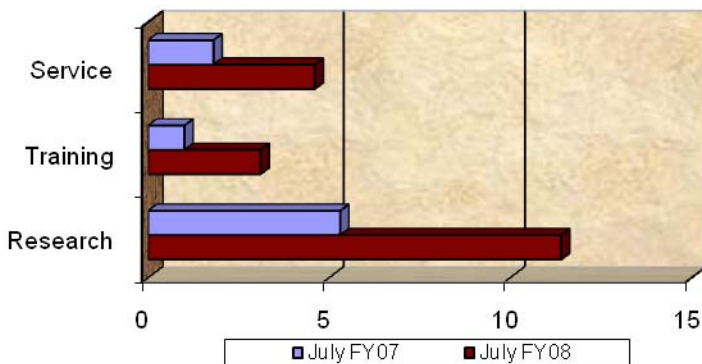


# Sponsored Awards Management (SAM)

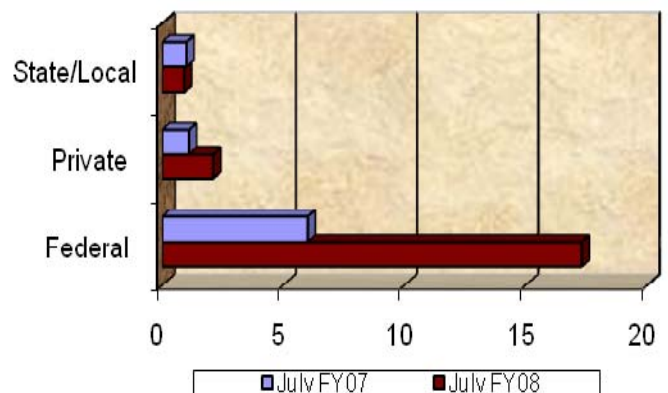
## Monthly Report Summary - July 2009

SAM ACTIVITY	July FY2009 New Awards	YTD FY2008 (July)	YTD FY2009 (July)	YTD % Change
<b>Award Totals (FY2008)</b>	<b>\$21,115,567</b>	<b>\$8,687,147</b>	<b>\$21,115,567</b>	<b>143.1</b>
<b>Source</b>				
Federal	\$17,270,413	\$5,712,753	\$17,270,413	202.3
Private	\$2,911,029	\$2,004,865	\$2,911,029	45.2
State/Local	\$934,125	\$969,529	\$934,125	-3.7
<b>Purpose</b>				
Research	\$12,408,187	\$4,963,765	\$12,408,187	150.0
Public Service	\$8,707,380	\$3,723,382	\$8,707,380	133.9
<b>Sponsors</b>				
NIH	4,452,895	\$1,245,382	4,452,895	257.6
HHS (excludes nih)	2,986,790	\$914,103	2,986,790	226.7
NSF	2,510,549	\$1,909,187	2,510,549	31.5
<b>Proposals</b>				
Submissions	153	154	153	-0.6
Dollars Requested	\$18,951,552	\$21,094,790	\$18,951,552	-10.2
<b>Expenditures</b>				
Research Direct	\$6,303,862	\$5,864,127	\$6,303,862	7.5
Research IDC	\$2,273,004	\$2,360,932	\$2,273,004	-3.7
<b>Notable Areas</b>				
Health Science Colleges	\$8,132,544	\$2,935,614	\$8,928,383	204.1
Arts and Sciences	\$4,994,427	\$3,209,964	\$4,988,468	55.4
Education	\$2,058,337	\$1,016,568	\$2,058,337	102.5
Engineering & Computing	\$1,946,159	\$751,200	\$1,946,159	159.1
Senior and Regional Campuses	\$876,935	\$304,285	\$876,935	188.2

**Summary by Purpose**



**Summary by Source**



## Awards by Department

<u>CAMPUS</u>	CURRENT MONTH FY2009 New Awards	YEAR TO DATE FY 2008 (July)	YEAR TO DATE FY 2009 (July-)
<b>Arts and Sciences, College of</b>			
Archaeology & Anthropology, SC Institute of	10,000	282,000	10,000
Art	72,000	0	72,000
Baruch Institute	114,432	83,313	114,432
Biological Sciences	340,921	238,542	340,921
Chemistry & Biochemistry	504,297	1,039,915	504,297
COBRE: Center for Colon Cancer Research	184,464	0	184,464
Geography	265,715	264,269	265,715
Geological Sciences	538,324	498,572	538,324
History	35,017	0	35,017
Linguistics Program	0	2,689	0
Mathematics	222,469	115,440	222,469
Philosophy	275,000	24,000	275,000
Physics & Astronomy	1,059,650	400,000	1,059,650
Political Science	167,707	0	167,707
Psychology	1,105,319	200,274	1,105,319
Public Service & Policy Research, Institute for	7,370	17,450	7,370
Religious Studies	0	500	0
Science Education, Center for	0	30,000	0
Statistics	91,742	13,000	85,783
<b>Total:</b>	<b>4,994,427</b>	<b>3,209,964</b>	<b>4,988,468</b>
<b>Education, College of</b>			
Education	26,400	0	26,400
Education Leadership & Policies	69,400	6,000	69,400
Educational Studies, Department of	620,412	0	620,412
Instruction & Teacher Education	1,226,299	525,910	1,226,299
Office of Program Evaluation	0	233,740	0
Physical Education	115,826	0	115,826
SC Educational Policy Center	0	100,000	0
SC School Improvement Council	0	150,918	0
<b>Total:</b>	<b>2,058,337</b>	<b>1,016,568</b>	<b>2,058,337</b>
<b>Engineering &amp; Computing, College of</b>			
Chemical Engineering	290,419	291,992	290,419
Civil & Environmental Engineering	0	13,820	0
Computer Science & Engineering	30,867	258,504	30,867
Electrical Engineering	756,000	79,477	756,000
Mechanical Engineering	868,873	107,407	868,873
<b>Total:</b>	<b>1,946,159</b>	<b>751,200</b>	<b>1,946,159</b>
<b>Hospitality, Retail &amp; Sport Management, College of</b>			
Hotel, Restaurant & Tourism Administration	0	8,998	0
<b>Total:</b>	<b>0</b>	<b>8,998</b>	<b>0</b>

## Awards by Department

<u>CAMPUS</u>	CURRENT MONTH FY2009 New Awards	YEAR TO DATE FY 2008 (July)	YEAR TO DATE FY 2009 (July-)
<b>Law, School of</b>			
Children's Law Center	150,000	0	150,000
Law, School of	0	0	0
<b>Total:</b>	<b>150,000</b>	<b>0</b>	<b>150,000</b>
<b>Mass Communications &amp; Information Studies, College</b>			
Journalism & Mass Communications, School of	74,816	0	74,816
<b>Total:</b>	<b>74,816</b>	<b>0</b>	<b>74,816</b>
<b>Medicine, School of</b>			
Cell & Developmental Biology & Anatomy	381,165	578,184	435,393
Family & Preventive Medicine	124,309	318,405	223,280
Internal Medicine	237,528	384,226	501,035
Medicine, School of - (Dean)	0	7,500	0
Neuropsychiatry	0	105,896	80,479
Obstetrics & Gynecology	0	109,312	94,847
Ophthalmology	0	57,518	43,956
Orthopaedic Surgery	0	69,050	50,716
Pathology & Microbiology	0	-37,372	197,463
Pediatrics	1,899,142	321,690	1,978,560
Pharmacology, Physiology & Neuroscience	388,885	28,603	395,081
Surgery	0	112,721	95,919
<b>Total:</b>	<b>3,031,029</b>	<b>2,055,733</b>	<b>4,096,729</b>
<b>Nursing, College of</b>			
Nursing	372,197	621,917	366,001
<b>Total:</b>	<b>372,197</b>	<b>621,917</b>	<b>366,001</b>
<b>Pharmacy, SC College of</b>			
Clinical Pharmacy and Outcome Sciences	10,000	0	15,959
Pharmaceutical and Biomedical Sciences	9,649	31,500	9,649
<b>Total:</b>	<b>19,649</b>	<b>31,500</b>	<b>25,608</b>
<b>Provost, Office of the</b>			
TRIO Programs	1,014,200	339,811	1,014,200
<b>Total:</b>	<b>1,014,200</b>	<b>339,811</b>	<b>1,014,200</b>

## Awards by Department

<u>CAMPUS</u>	CURRENT MONTH FY2009 New Awards	YEAR TO DATE FY 2008 (July)	YEAR TO DATE FY 2009 (July-)
<b>Public Health, Arnold School of</b>			
Communication Sciences & Disorders	499,686	26,166	499,686
Environmental Health Sciences	527,760	23,865	527,760
Epidemiology & Biostatistics	394,345	71,244	438,490
Exercise Science	405,960	-184,399	405,960
Health Promotion, Education & Behavior	299,736	-118,205	299,736
Health Services & Policy Research, Center for	19,212	0	13,339
Health Services Policy and Management	1,462,736	149,355	1,195,845
Prevention Research Center	556,707	171,984	508,502
Public Health, Arnold School of - Dean	435,734	0	435,734
Research in Nutrition & Health Disparities, Center for	0	60,850	0
<b>Total:</b>	<b>4,601,876</b>	<b>200,860</b>	<b>4,325,052</b>
<b>Research &amp; Health Sciences, Vice President</b>			
Research, Vice President for - (General)	1,000,000	0	1,000,000
Sponsored Awards Management	0	50,000	0
<b>Total:</b>	<b>1,000,000</b>	<b>50,000</b>	<b>1,000,000</b>
<b>Senior &amp; Regional Campuses</b>			
USC Aiken	234,461	0	234,461
USC Beaufort - Academic Affairs	125,000	100,175	125,000
USC Beaufort - General	0	350	0
USC Lancaster	0	10,000	0
USC Salkehatchie	491,848	193,760	491,848
USC Sumter	0	0	0
USC Union	0	0	0
USC Upstate	25,626	0	25,626
<b>Total:</b>	<b>876,935</b>	<b>304,285</b>	<b>876,935</b>
<b>Social Work, College of</b>			
Families in Society, Institute for	0	0	7,200
Social Work, College of	107,793	25,604	107,793
<b>Total:</b>	<b>107,793</b>	<b>25,604</b>	<b>114,993</b>
<b>Student Affairs, Division of</b>			
Student Development	7,562	0	7,562
Student Health	70,707	70,707	70,707
<b>Total:</b>	<b>78,269</b>	<b>70,707</b>	<b>78,269</b>
<b>Sub Total:</b>	<b>20,325,687</b>	<b>8,687,147</b>	<b>21,115,567</b>
<b>Report Total:</b>	<b>20,325,687</b>	<b>8,687,147</b>	<b>21,115,567</b>

# Sponsored Awards Management

## FY2009 - Awards by Source

	<i>COM</i>	<i>FED</i>	<i>LOC</i>	<i>OTH</i>	<i>PHI</i>	<i>STA</i>	<i>Total</i>
<i>Total</i>	<b>302,032</b>	<b>17,270,413</b>	<b>247,568</b>	<b>303,267</b>	<b>2,305,730</b>	<b>686,557</b>	<b>21,115,567</b>
<b>Arts and Sciences, College of</b>	48,124	4,534,159	24,168	225,000	64,800	92,217	4,988,468
Archaeology & Anthropology, SC	0	10,000	0	0	0	0	10,000
Art	0	0	0	0	0	72,000	72,000
Baruch Institute	0	54,432	0	0	60,000	0	114,432
Biological Sciences	0	340,921	0	0	0	0	340,921
Chemistry & Biochemistry	12,124	492,173	0	0	0	0	504,297
COBRE: Center for Colon Cancer	0	184,464	0	0	0	0	184,464
Geography	0	265,715	0	0	0	0	265,715
Geological Sciences	0	313,324	0	225,000	0	0	538,324
History	0	10,000	0	0	4,800	20,217	35,017
Mathematics	0	222,469	0	0	0	0	222,469
Philosophy	0	275,000	0	0	0	0	275,000
Physics & Astronomy	0	1,059,650	0	0	0	0	1,059,650
Political Science	0	143,539	24,168	0	0	0	167,707
Psychology	36,000	1,069,319	0	0	0	0	1,105,319
Public Service & Policy Research,	0	7,370	0	0	0	0	7,370
Statistics	0	85,783	0	0	0	0	85,783

	<i>COM</i>	<i>FED</i>	<i>LOC</i>	<i>OTH</i>	<i>PHI</i>	<i>STA</i>	<i>Total</i>
<b>Education, College of</b>	0	1,820,119	98,400	49,400	90,418	0	2,058,337
Education	0	0	26,400	0	0	0	26,400
Education Leadership & Policies	0	20,000	0	49,400	0	0	69,400
Educational Studies, Department	0	573,820	0	0	46,592	0	620,412
Instruction & Teacher Education	0	1,226,299	0	0	0	0	1,226,299
Physical Education	0	0	72,000	0	43,826	0	115,826
<b>Engineering &amp; Computing, College o</b>	55,117	1,868,175	0	22,867	0	0	1,946,159
Chemical Engineering	43,117	247,302	0	0	0	0	290,419
Civil & Environmental Engineering	0	0	0	0	0	0	0
Computer Science & Engineering	0	8,000	0	22,867	0	0	30,867
Electrical Engineering	0	756,000	0	0	0	0	756,000
Mechanical Engineering	12,000	856,873	0	0	0	0	868,873
<b>Law, School of</b>	0	0	0	0	0	150,000	150,000
Children's Law Center	0	0	0	0	0	150,000	150,000
Law, School of	0	0	0	0	0	0	0
<b>Mass Communications &amp; Informatior</b>	0	74,816	0	0	0	0	74,816
Journalism & Mass	0	74,816	0	0	0	0	74,816
<b>Medicine, School of</b>	0	2,685,183	0	0	1,404,046	7,500	4,096,729
Cell & Developmental Biology &	0	198,393	0	0	237,000	0	435,393
Family & Preventive Medicine	0	91,809	0	0	123,971	7,500	223,280
Internal Medicine	0	187,568	0	0	313,467	0	501,035
Neuropsychiatry	0	0	0	0	80,479	0	80,479
Obstetrics & Gynecology	0	0	0	0	94,847	0	94,847
Ophthalmology	0	0	0	0	43,956	0	43,956

	<i>COM</i>	<i>FED</i>	<i>LOC</i>	<i>OTH</i>	<i>PHI</i>	<i>STA</i>	<i>Total</i>
Orthopaedic Surgery	0	0	0	0	50,716	0	50,716
Pathology & Microbiology	0	197,463	0	0	0	0	197,463
Pediatrics	0	1,664,869	0	0	313,691	0	1,978,560
Pharmacology, Physiology & Surgery	0	345,081	0	0	50,000	0	395,081
	0	0	0	0	95,919	0	95,919
<b>Nursing, College of</b>	0	291,001	0	0	75,000	0	366,001
Nursing	0	291,001	0	0	75,000	0	366,001
<b>Pharmacy, SC College of</b>	0	25,608	0	0	0	0	25,608
Clinical Pharmacy and Outcome	0	15,959	0	0	0	0	15,959
Pharmaceutical and Biomedical	0	9,649	0	0	0	0	9,649
<b>Provost, Office of the</b>	0	1,014,200	0	0	0	0	1,014,200
TRIO Programs	0	1,014,200	0	0	0	0	1,014,200
<b>Public Health, Arnold School of</b>	6,060	3,631,527	0	2,000	269,173	416,292	4,325,052
Communication Sciences & Environmental Health Sciences	6,060	493,626	0	0	0	0	499,686
Environmental Health Sciences	0	525,760	0	2,000	0	0	527,760
Epidemiology & Biostatistics	0	438,490	0	0	0	0	438,490
Exercise Science	0	385,523	0	0	20,437	0	405,960
Health Promotion, Education & Health Services & Policy	0	51,000	0	0	248,736	0	299,736
Health Services & Policy	0	13,339	0	0	0	0	13,339
Health Services Policy and Prevention Research Center	0	1,195,845	0	0	0	0	1,195,845
Prevention Research Center	0	508,502	0	0	0	0	508,502
Public Health, Arnold School of -	0	19,442	0	0	0	416,292	435,734
<b>Research &amp; Health Sciences, Vice Pr</b>	0	1,000,000	0	0	0	0	1,000,000
Research, Vice President for -	0	1,000,000	0	0	0	0	1,000,000

	<i>COM</i>	<i>FED</i>	<i>LOC</i>	<i>OTH</i>	<i>PHI</i>	<i>STA</i>	<i>Total</i>
<b>Senior &amp; Regional Campuses</b>	192,731	234,201	125,000	4,000	320,223	780	876,935
USC Aiken	<b>192,731</b>	<b>37,576</b>	<b>0</b>	<b>4,000</b>	<b>0</b>	<b>154</b>	<b>234,461</b>
USC Beaufort - Academic Affairs	<b>0</b>	<b>0</b>	<b>125,000</b>	<b>0</b>	<b>0</b>	<b>0</b>	<b>125,000</b>
USC Salkehatchie	<b>0</b>	<b>196,625</b>	<b>0</b>	<b>0</b>	<b>295,223</b>	<b>0</b>	<b>491,848</b>
USC Sumter	<b>0</b>	<b>0</b>	<b>0</b>	<b>0</b>	<b>0</b>	<b>0</b>	<b>0</b>
USC Union	<b>0</b>	<b>0</b>	<b>0</b>	<b>0</b>	<b>0</b>	<b>0</b>	<b>0</b>
USC Upstate	<b>0</b>	<b>0</b>	<b>0</b>	<b>0</b>	<b>25,000</b>	<b>626</b>	<b>25,626</b>
<b>Social Work, College of</b>	<b>0</b>	<b>13,155</b>	<b>0</b>	<b>0</b>	<b>82,070</b>	<b>19,768</b>	<b>114,993</b>
Families in Society, Institute for	<b>0</b>	<b>7,200</b>	<b>0</b>	<b>0</b>	<b>0</b>	<b>0</b>	<b>7,200</b>
Social Work, College of	<b>0</b>	<b>5,955</b>	<b>0</b>	<b>0</b>	<b>82,070</b>	<b>19,768</b>	<b>107,793</b>
<b>Student Affairs, Division of</b>	<b>0</b>	<b>78,269</b>	<b>0</b>	<b>0</b>	<b>0</b>	<b>0</b>	<b>78,269</b>
Student Development	<b>0</b>	<b>7,562</b>	<b>0</b>	<b>0</b>	<b>0</b>	<b>0</b>	<b>7,562</b>
Student Health	<b>0</b>	<b>70,707</b>	<b>0</b>	<b>0</b>	<b>0</b>	<b>0</b>	<b>70,707</b>

# Sponsored Awards Management

## FY2009 - Awards by Purpose

	Equipment	GA Work Experience	Research	Service	Training	Total
<i>Total</i>	<b>1,000,000</b>	<b>219,715</b>	<b>11,408,187</b>	<b>5,382,544</b>	<b>3,105,121</b>	<b>21,115,567</b>
<b>Arts and Sciences, College of</b>	0	85,185	4,828,823	74,460	0	4,988,468
Archaeology & Anthropology, SC Institute of	0	0	10,000	0	0	<b>10,000</b>
Art	0	0	72,000	0	0	<b>72,000</b>
Baruch Institute	0	0	114,432	0	0	<b>114,432</b>
Biological Sciences	0	0	340,921	0	0	<b>340,921</b>
Chemistry & Biochemistry	0	0	492,173	12,124	0	<b>504,297</b>
COBRE: Center for Colon Cancer Research	0	0	184,464	0	0	<b>184,464</b>
Geography	0	0	265,715	0	0	<b>265,715</b>
Geological Sciences	0	0	538,324	0	0	<b>538,324</b>
History	0	25,017	0	10,000	0	<b>35,017</b>
Mathematics	0	0	222,469	0	0	<b>222,469</b>
Philosophy	0	0	275,000	0	0	<b>275,000</b>
Physics & Astronomy	0	0	1,059,650	0	0	<b>1,059,650</b>
Political Science	0	24,168	143,539	0	0	<b>167,707</b>
Psychology	0	36,000	1,024,353	44,966	0	<b>1,105,319</b>

	<i>Equipment</i>	<i>GA Work Experience</i>	<i>Research</i>	<i>Service</i>	<i>Training</i>	<i>Total</i>
Public Service & Policy Research, Institute for	0	0	0	7,370	0	<b>7,370</b>
Statistics	0	0	85,783	0	0	<b>85,783</b>
<b>Education, College of</b>	0	121,400	551,349	289,524	1,096,064	2,058,337
Education	0	0	26,400	0	0	<b>26,400</b>
Education Leadership & Policies	0	49,400	20,000	0	0	<b>69,400</b>
Educational Studies, Department of	0	0	374,714	245,698	0	<b>620,412</b>
Instruction & Teacher Education	0	0	130,235	0	1,096,064	<b>1,226,299</b>
Physical Education	0	72,000	0	43,826	0	<b>115,826</b>
<b>Engineering &amp; Computing, College of</b>	0	0	1,614,286	0	331,873	1,946,159
Chemical Engineering	0	0	290,419	0	0	<b>290,419</b>
Civil & Environmental Engineering	0	0	0	0	0	<b>0</b>
Computer Science & Engineering	0	0	30,867	0	0	<b>30,867</b>
Electrical Engineering	0	0	756,000	0	0	<b>756,000</b>
Mechanical Engineering	0	0	537,000	0	331,873	<b>868,873</b>
<b>Law, School of</b>	0	0	0	150,000	0	150,000
Children's Law Center	0	0	0	150,000	0	<b>150,000</b>
Law, School of	0	0	0	0	0	<b>0</b>
<b>Mass Communications &amp; Information Studies, Colle</b>	0	0	0	74,816	0	74,816
Journalism & Mass Communications, School of	0	0	0	74,816	0	<b>74,816</b>
<b>Medicine, School of</b>	0	0	1,112,293	2,412,432	572,004	4,096,729
Cell & Developmental Biology & Anatomy	0	0	435,393	0	0	<b>435,393</b>
Family & Preventive Medicine	0	0	25,000	106,471	91,809	<b>223,280</b>
Internal Medicine	0	0	69,682	431,353	0	<b>501,035</b>

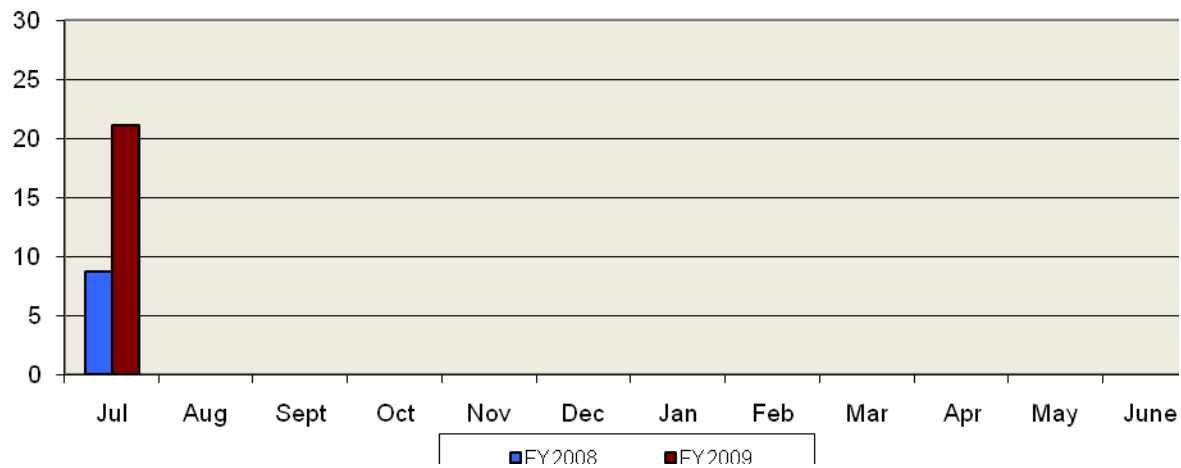
	<i>Equipment</i>	<i>GA Work Experience</i>	<i>Research</i>	<i>Service</i>	<i>Training</i>	<i>Total</i>
Neuropsychiatry	0	0	0	80,479	0	<b>80,479</b>
Obstetrics & Gynecology	0	0	0	94,847	0	<b>94,847</b>
Ophthalmology	0	0	0	43,956	0	<b>43,956</b>
Orthopaedic Surgery	0	0	0	50,716	0	<b>50,716</b>
Pathology & Microbiology	0	0	197,463	0	0	<b>197,463</b>
Pediatrics	0	0	0	1,508,691	469,869	<b>1,978,560</b>
Pharmacology, Physiology & Neuroscience	0	0	384,755	0	10,326	<b>395,081</b>
Surgery	0	0	0	95,919	0	<b>95,919</b>
<b>Nursing, College of</b>	0	0	0	75,000	291,001	366,001
Nursing	0	0	0	75,000	291,001	<b>366,001</b>
<b>Pharmacy, SC College of</b>	0	0	25,608	0	0	25,608
Clinical Pharmacy and Outcome Sciences	0	0	15,959	0	0	<b>15,959</b>
Pharmaceutical and Biomedical Sciences	0	0	9,649	0	0	<b>9,649</b>
<b>Provost, Office of the</b>	0	0	0	1,014,200	0	1,014,200
TRIO Programs	0	0	0	1,014,200	0	<b>1,014,200</b>
<b>Public Health, Arnold School of</b>	0	6,060	3,156,128	427,734	735,130	4,325,052
Communication Sciences & Disorders	0	6,060	284,256	0	209,370	<b>499,686</b>
Environmental Health Sciences	0	0	2,000	0	525,760	<b>527,760</b>
Epidemiology & Biostatistics	0	0	438,490	0	0	<b>438,490</b>
Exercise Science	0	0	405,960	0	0	<b>405,960</b>
Health Promotion, Education & Behavior	0	0	299,736	0	0	<b>299,736</b>
Health Services & Policy Research, Center for	0	0	13,339	0	0	<b>13,339</b>
Health Services Policy and Management	0	0	1,203,845	-8,000	0	<b>1,195,845</b>

	<i>Equipment</i>	<i>GA Work Experience</i>	<i>Research</i>	<i>Service</i>	<i>Training</i>	<i>Total</i>
Prevention Research Center	0	0	508,502	0	0	<b>508,502</b>
Public Health, Arnold School of - Dean	0	0	0	435,734	0	<b>435,734</b>
<b>Research &amp; Health Sciences, Vice President</b>	1,000,000	0	0	0	0	1,000,000
Research, Vice President for - (General)	1,000,000	0	0	0	0	<b>1,000,000</b>
<b>Senior &amp; Regional Campuses</b>	0	0	37,500	838,655	780	876,935
USC Aiken	0	0	37,500	196,807	154	<b>234,461</b>
USC Beaufort - Academic Affairs	0	0	0	125,000	0	<b>125,000</b>
USC Salkehatchie	0	0	0	491,848	0	<b>491,848</b>
USC Sumter	0	0	0	0	0	<b>0</b>
USC Union	0	0	0	0	0	<b>0</b>
USC Upstate	0	0	0	25,000	626	<b>25,626</b>
<b>Social Work, College of</b>	0	7,070	82,200	25,723	0	114,993
Families in Society, Institute for	0	0	7,200	0	0	<b>7,200</b>
Social Work, College of	0	7,070	75,000	25,723	0	<b>107,793</b>
<b>Student Affairs, Division of</b>	0	0	0	0	78,269	78,269
Student Development	0	0	0	0	7,562	<b>7,562</b>
Student Health	0	0	0	0	70,707	<b>70,707</b>

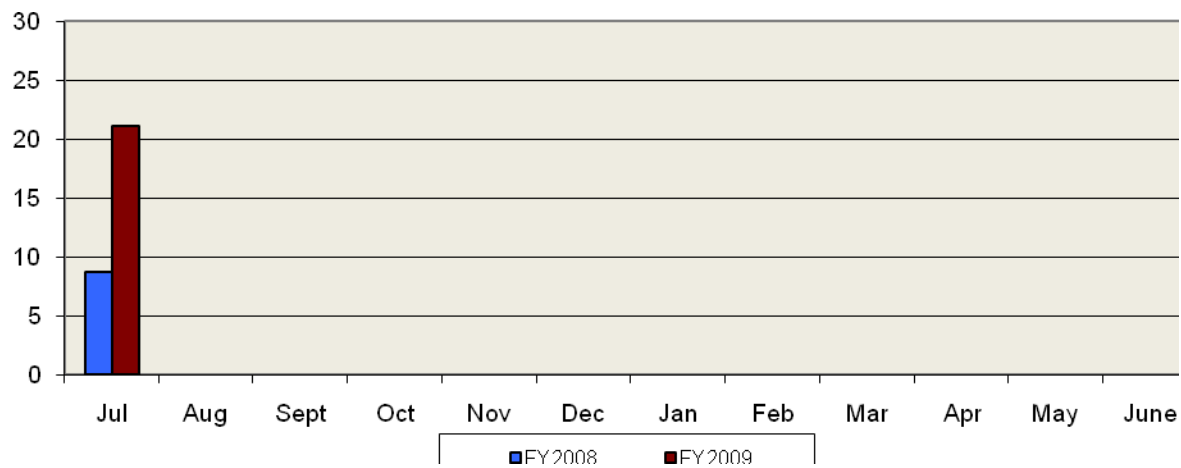
## Funding Agency Comparison Report Year-To-Date - July - FY2009

	<u>FY2008</u>	<u>FY2009</u>	<u>% CHG</u>
<b>NIH Awards</b>	\$1,245,382	\$4,452,895	257.6
<b>Dept. Of Education Awards</b>	\$429,811	\$2,859,221	565.2
<b>Dept. Of Defense Awards</b>	\$302,506	\$906,000	199.5
<b>NSF Awards</b>	\$1,909,187	\$2,510,549	31.5
<b>Non Profit Awards</b>	\$1,628,294	\$2,305,730	41.6
<b>State and Municipalities Awards</b>	\$969,529	\$934,125	(3.7)
<b>Dept. Of Energy Awards</b>	\$155,392	\$743,581	378.5
<b>Business and Industry Awards</b>	\$315,223	\$302,032	(4.2)

**Amounts Awarded (In millions of dollars)**



**Cumulative Amounts Awarded (In millions of dollars)**



## Proposals by Department

<u>CAMPUS</u>	CURRENT MONTH June FY2009		YEAR TO DATE FY 2008 (July)		YEAR TO DATE FY 2009 (July)	
<b>Arts and Sciences, College of</b>						
Archaeology & Anthropology, SC Institute of	1	20,507	1	122,000	1	20,507
Baruch Institute	4	357,842	3	566,684	4	357,842
Biological Sciences	8	1,446,357	7	1,024,425	8	1,446,357
Chemistry & Biochemistry	3	1,109,419	12	2,225,270	3	1,109,419
COBRE: Center for Colon Cancer Research	0	0	1	200,000	0	0
Criminology & Criminal Justice, Department of	1	10,000	1	8,500	1	10,000
English	1	296,369	1	25,910	1	296,369
Environment, School of the	1	23,000	1	23,500	1	23,000
Geography	3	160,468	4	3,126,661	3	160,468
Geological Sciences	6	890,713	3	501,170	6	890,713
History	5	47,248	0	0	5	47,248
Mathematics	2	321,157	0	0	2	321,157
Philosophy	0	0	1	24,000	0	0
Physics & Astronomy	4	416,318	0	0	4	416,318
Psychology	0	0	10	1,615,584	0	0
Religious Studies	0	0	1	250	0	0
Science Education, Center for	0	0	1	30,000	0	0
Statistics	2	231,000	2	96,943	2	231,000
<b>Total:</b>	<b>41</b>	<b>5,330,398</b>	<b>49</b>	<b>9,590,897</b>	<b>41</b>	<b>5,330,398</b>
<b>Business &amp; Finance</b>						
Recycling & Waste Management	0	0	1	24,850	0	0
<b>Total:</b>	<b>0</b>	<b>0</b>	<b>1</b>	<b>24,850</b>	<b>0</b>	<b>0</b>
<b>Business, Moore School of</b>						
Business, Moore School of - Division of Research	0	0	2	98,458	0	0
Small Business Development Center	0	0	1	88,602	0	0
<b>Total:</b>	<b>0</b>	<b>0</b>	<b>3</b>	<b>187,060</b>	<b>0</b>	<b>0</b>
<b>Education, College of</b>						
Education Leadership & Policies	2	14,400	1	5,000	2	14,400
Educational Studies, Department of	1	70,446	0	0	1	70,446
Instruction & Teacher Education	0	0	4	188,577	0	0
Office of Program Evaluation	1	30,000	1	198,000	1	30,000
Physical Education	0	0	1	530,473	0	0
SC Educational Policy Center	0	0	1	100,000	0	0
<b>Total:</b>	<b>4</b>	<b>114,846</b>	<b>8</b>	<b>1,022,050</b>	<b>4</b>	<b>114,846</b>

## Proposals by Department

<u>CAMPUS</u>	CURRENT MONTH June FY2009		YEAR TO DATE FY 2008 (July)		YEAR TO DATE FY 2009 (July)	
<b>Engineering &amp; Computing, College of</b>						
Chemical Engineering	3	437,333	5	515,451	3	437,333
Civil & Environmental Engineering	4	292,128	5	533,549	4	292,128
Computer Science & Engineering	6	555,815	4	529,297	6	555,815
Electrical Engineering	4	233,803	8	858,039	4	233,803
Mechanical Engineering	5	440,194	3	264,512	5	440,194
<b>Total:</b>	<b>22</b>	<b>1,959,273</b>	<b>25</b>	<b>2,700,848</b>	<b>22</b>	<b>1,959,273</b>
<b>Hospitality, Retail &amp; Sport Management, College of</b>						
Hotel, Restaurant & Tourism Administration	1	25,000	1	8,998	1	25,000
Sport & Entertainment Management	1	20,000	0	0	1	20,000
<b>Total:</b>	<b>2</b>	<b>45,000</b>	<b>1</b>	<b>8,998</b>	<b>2</b>	<b>45,000</b>
<b>Mass Communications &amp; Information Studies, College</b>						
Journalism & Mass Communications, School of	1	12,000	0	0	1	12,000
Library & Information Sciences, School of	1	3,461	1	30,000	1	3,461
<b>Total:</b>	<b>2</b>	<b>15,461</b>	<b>1</b>	<b>30,000</b>	<b>2</b>	<b>15,461</b>
<b>Medicine, School of</b>						
Cancer Center, South Carolina	1	3,193	0	0	1	3,193
Cell & Developmental Biology & Anatomy	5	1,153,500	5	953,353	5	1,153,500
Family & Preventive Medicine	6	767,856	3	750,132	6	767,856
Health & Safety	0	0	1	25,000	0	0
Internal Medicine	3	192,325	5	383,479	3	192,325
Medicine Library	1	39,974	0	0	1	39,974
Neuropsychiatry	2	250,000	0	0	2	250,000
Ophthalmology	2	251,950	1	166,766	2	251,950
Pathology & Microbiology	1	263,840	0	0	1	263,840
Pediatrics	2	134,019	2	388,176	2	134,019
Pharmacology, Physiology & Neuroscience	3	633,953	7	1,595,996	3	633,953
Radiology	1	26,963	0	0	1	26,963
Research & Special Projects	0	0	1	29,990	0	0
Surgery	1	250,000	0	0	1	250,000
<b>Total:</b>	<b>28</b>	<b>3,967,573</b>	<b>25</b>	<b>4,292,892</b>	<b>28</b>	<b>3,967,573</b>
<b>Nursing, College of</b>						
Nursing	4	297,424	1	62,392	4	297,424
<b>Total:</b>	<b>4</b>	<b>297,424</b>	<b>1</b>	<b>62,392</b>	<b>4</b>	<b>297,424</b>

## Proposals by Department

<u>CAMPUS</u>	CURRENT MONTH June FY2009		YEAR TO DATE FY 2008 (July)		YEAR TO DATE FY 2009 (July)	
<b>Pharmacy, SC College of</b>						
Clinical Pharmacy and Outcome Sciences	1	10,000	0	0	1	10,000
Pharmaceutical and Biomedical Sciences	1	176,920	1	250,000	1	176,920
Pharmaceutical Sciences	1	381,438	0	0	1	381,438
<b>Total:</b>	<b>3</b>	<b>568,358</b>	<b>1</b>	<b>250,000</b>	<b>3</b>	<b>568,358</b>
<b>Public Health, Arnold School of</b>						
Communication Sciences & Disorders	4	528,415	1	26,167	4	528,415
Environmental Health Sciences	4	695,685	2	150,000	4	695,685
Epidemiology & Biostatistics	4	250,517	5	371,063	4	250,517
Exercise Science	3	310,758	4	1,251,571	3	310,758
Health Promotion, Education & Behavior	2	88,625	1	123,385	2	88,625
Health Services & Policy Research, Center for	1	33,336	1	19,088	1	33,336
Health Services Policy and Management	4	1,059,762	5	153,671	4	1,059,762
Prevention Research Center	0	0	1	123,000	0	0
Public Health, Arnold School of - Dean	0	0	1	13,000	0	0
Research in Nutrition & Health Disparities, Center for	1	76,155	0	0	1	76,155
<b>Total:</b>	<b>23</b>	<b>3,043,253</b>	<b>21</b>	<b>2,230,945</b>	<b>23</b>	<b>3,043,253</b>
<b>Research &amp; Health Sciences, Vice President</b>						
Health Disparities, Institute for	2	116,922	0	0	2	116,922
Research, Vice President for - (General)	1	1,836,978	0	0	1	1,836,978
<b>Total:</b>	<b>3</b>	<b>1,953,900</b>	<b>0</b>	<b>0</b>	<b>3</b>	<b>1,953,900</b>
<b>Senior &amp; Regional Campuses</b>						
USC Aiken	5	310,771	0	0	5	310,771
USC Beaufort - Academic Affairs	4	574,483	0	0	4	574,483
USC Beaufort - General	0	0	2	50,350	0	0
USC Lancaster	0	0	1	1,800	0	0
USC Salkehatchie	2	456,520	2	351,801	2	456,520
USC Sumter	0	0	1	300	0	0
USC Union	1	12,000	0	0	1	12,000
USC Upstate	0	0	2	42,933	0	0
<b>Total:</b>	<b>12</b>	<b>1,353,774</b>	<b>8</b>	<b>447,184</b>	<b>12</b>	<b>1,353,774</b>
<b>Social Work, College of</b>						
Families in Society, Institute for	2	266,000	1	216,000	2	266,000
Social Work, College of	7	36,292	8	22,674	7	36,292
<b>Total:</b>	<b>9</b>	<b>302,292</b>	<b>9</b>	<b>238,674</b>	<b>9</b>	<b>302,292</b>
<b>Student Affairs, Division of</b>						
Student Health	0	0	1	8,000	0	0
<b>Total:</b>	<b>0</b>	<b>0</b>	<b>1</b>	<b>8,000</b>	<b>0</b>	<b>0</b>

# Proposals by Department

## CAMPUS

	CURRENT MONTH June FY2009		YEAR TO DATE FY 2008 (July)		YEAR TO DATE FY 2009 (July)	
Report Total:	153	18,951,552	154	21,094,790	153	18,951,552