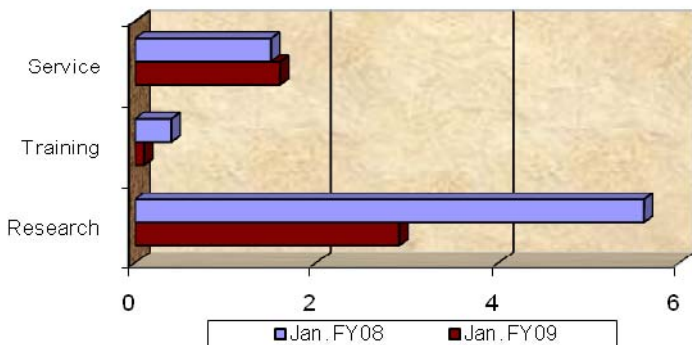


Sponsored Awards Management (SAM)

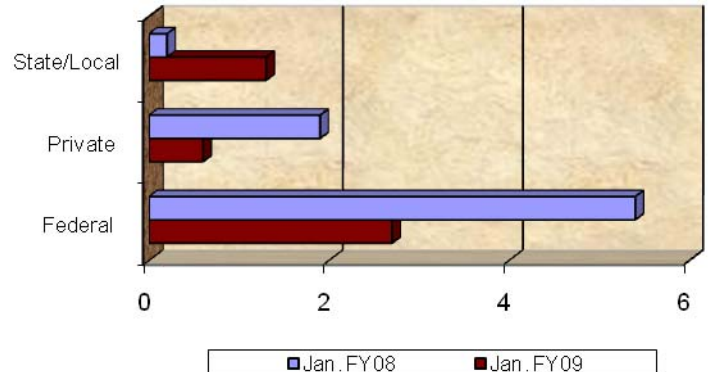
Monthly Report Summary - January 2009

SAM ACTIVITY	January FY2009 New Awards	YTD FY2008 (July-Jan.)	YTD FY2009 (July-Jan.)	YTD % Change
Award Totals (FY2008)	\$4,546,491	\$87,336,270	\$87,875,077	0.6
Source				
Federal	\$2,742,584	\$65,063,354	\$68,482,863	5.3
Private	\$556,347	\$16,538,612	\$14,352,076	(13.2)
State/Local	\$1,247,560	\$5,734,304	\$5,040,138	(12.1)
Purpose				
Research	\$2,886,488	\$56,865,600	\$56,265,556	(1.1)
Public Service	\$1,660,003	\$30,470,670	\$31,609,521	3.7
Sponsors				
NIH	\$447,519	\$12,037,151	\$11,752,728	(2.4)
HHS (excludes nih)	\$437,961	\$14,454,758	\$21,564,520	49.2
NSF	\$1,883,183	\$13,373,532	\$11,219,460	(16.1)
Proposals				
Submissions	132	1033	1012	(2.0)
Dollars Requested	\$16,849,012	\$127,770,757	\$158,825,474	24.3
Expenditures				
Research Direct	\$7,243,109	\$40,388,436	\$45,008,219	11.4
Research IDC	\$1,301,467	\$11,387,481	\$11,300,135	(0.8)
Notable Areas				
Health Science Colleges	\$1,477,222	\$37,260,725	\$44,519,079	19.5
Arts and Sciences	\$517,935	\$23,011,254	\$18,445,779	(19.8)
Education	\$87,527	\$5,593,094	\$4,080,739	(27.0)
Engineering & Computing	\$2,254,766	\$11,607,914	\$10,630,389	(8.4)
Senior and Regional Campuses	\$177,150	\$4,860,931	\$5,086,757	4.6

Summary by Purpose



Summary by Source



Awards by Department

<u>CAMPUS</u>	CURRENT MONTH FY2009 New Awards	YEAR TO DATE FY 2008 (July-January)	YEAR TO DATE FY 2009 (July-January)
Arts and Sciences, College of			
Anthropology	0	81,033	28,000
Archaeology & Anthropology, SC Institute of	0	993,292	747,420
Art	0	20,000	122,000
Baruch Institute	0	1,473,216	593,548
Biological Sciences	221,707	2,837,592	3,063,557
Chemistry & Biochemistry	252,991	4,092,476	3,220,497
COBRE: Center for Colon Cancer Research	0	703,595	72,494
Criminology & Criminal Justice, Department of	0	8,500	278,304
Earth Sciences & Resources Institute	0	72,703	179,990
English	0	1,465,264	187,085
Environment, School of the	0	728,506	539,843
Geography	0	446,943	642,925
Geological Sciences	0	2,838,648	2,769,956
History	0	50,981	443,217
Linguistics Program	0	22,689	0
Mathematics	0	1,906,559	890,266
McKissick Museum	0	0	4,875
Naval Science	0	3,000	3,000
Philosophy	15,000	111,500	297,500
Physics & Astronomy	0	845,148	1,490,334
Political Science	0	240,604	302,945
Psychology	2,250	2,100,615	2,419,996
Public Service & Policy Research, Institute for	25,987	350,850	233,374
Religious Studies	0	500	0
Science Education, Center for	0	643,109	15,800
Sociology	0	5,009	0
Southern Studies, Institute for	0	665,908	0
Statistics	0	278,259	-101,147
Theatre and Dance, Department of	0	24,755	0
Total:	517,935	23,011,254	18,445,779
Business & Finance			
Environmental Health and Safety	0	116,662	-14,584
Recycling & Waste Management	0	24,850	22,200
Total:	0	141,512	7,616
Business, Moore School of			
Business, Moore School of - Dean's Office	0	423,120	358,000
Business, Moore School of - Division of Research	0	126,000	341,444
Small Business Development Center	31,891	577,853	619,582
Total:	31,891	1,126,973	1,319,026

Awards by Department

<u>CAMPUS</u>	CURRENT MONTH FY2009 New Awards	YEAR TO DATE FY 2008 (July-January)	YEAR TO DATE FY 2009 (July-January)
Education, College of			
Education	0	70,888	29,627
Education Leadership & Policies	0	57,000	109,800
Educational Studies, Department of	0	1,772,848	1,370,792
Instruction & Teacher Education	0	1,894,860	1,544,285
Office of Program Evaluation	87,527	877,911	731,141
Physical Education	0	525,476	123,530
SC Educational Policy Center	0	243,193	200,000
SC School Improvement Council	0	150,918	-28,436
Total:	87,527	5,593,094	4,080,739
Engineering & Computing, College of			
Chemical Engineering	212,990	4,316,744	2,274,672
Civil & Environmental Engineering	0	1,647,356	1,001,855
Computer Science & Engineering	68,163	415,356	474,957
Electrical Engineering	1,594,000	2,512,983	3,329,998
Mechanical Engineering	151,746	2,574,822	3,321,040
SC Alliance for Minority Participation (SCAMP)	227,867	140,653	227,867
Total:	2,254,766	11,607,914	10,630,389
Honors College, South Carolina			
Honors College, South Carolina	0	4,935	0
Total:	0	4,935	0
Hospitality, Retail & Sport Management, College of			
Hospitality, Retail & Sport Management - (Dean)	0	0	-233,401
Hotel, Restaurant & Tourism Administration	0	123,992	40,000
Retailing, Department of	0	-29,250	0
Sport & Entertainment Management	0	32,000	20,000
Total:	0	126,742	-173,401
Law, School of			
Children's Law Center	0	0	287,691
Law, School of	0	593,157	166,354
Total:	0	593,157	454,045
Mass Communications & Information Studies, College			
Journalism & Mass Communications, School of	0	98,166	136,024
Library & Information Sciences, School of	0	37,008	7,034
Mass Communications & Information Studies, College of	0	128,769	4,500
Total:	0	263,943	147,558

Awards by Department

<u>CAMPUS</u>	CURRENT MONTH FY2009 New Awards	YEAR TO DATE FY 2008 (July-January)	YEAR TO DATE FY 2009 (July-January)
Medicine, School of			
Cell & Developmental Biology & Anatomy	77,000	1,928,341	1,016,109
Family & Preventive Medicine	0	1,776,458	1,300,447
Health & Safety	0	25,000	0
Internal Medicine	50,000	3,387,434	3,694,928
Medicine, School of - (Dean)	0	44,999	189,500
Neuropsychiatry	24,910	1,252,588	937,973
Obstetrics & Gynecology	0	763,363	810,097
Ophthalmology	0	683,824	398,667
Orthopaedic Surgery	0	407,138	373,295
Pathology & Microbiology	0	2,018,835	2,627,075
Pediatrics	0	5,184,256	5,732,407
Pharmacology, Physiology & Neuroscience	0	818,283	1,384,567
Radiology	0	0	26,963
Research & Special Projects	0	126,985	131,354
Surgery	0	1,140,740	1,010,724
Total:	151,910	19,558,244	19,634,106
Nursing, College of			
Nursing	0	814,117	666,126
Total:	0	814,117	666,126
Pharmacy, SC College of			
Clinical Pharmacy and Outcome Sciences	0	10,000	53,139
Palmetto Poison Center	0	317,423	521,873
Pharmaceutical & Health Outcomes Sciences	1,247,560	0	1,247,560
Pharmaceutical and Biomedical Sciences	0	634,196	1,099,879
Pharmacy - (Dean)	33,000	97,500	33,000
Total:	1,280,560	1,059,119	2,955,451
Provost, Office of the			
TRIO Programs	0	1,820,972	1,837,687
Total:	0	1,820,972	1,837,687
Public Health, Arnold School of			
Communication Sciences & Disorders	0	385,736	843,040
Environmental Health Sciences	0	2,193,152	1,418,724
Epidemiology & Biostatistics	0	2,294,900	2,599,591
Exercise Science	42,605	970,180	1,801,675
Health Promotion, Education & Behavior	2,147	3,701,024	2,616,415
Health Services & Policy Research, Center for	0	307,931	380,904
Health Services Policy and Management	0	1,279,007	2,049,770
Prevention Research Center	0	1,430,763	1,298,316
Public Health, Arnold School of - Dean	0	157,700	638,427
Public Health, Arnold School of - General	0	4,602	47,175
Research in Nutrition & Health Disparities, Center for	0	1,405,681	-89,462
Total:	44,752	14,130,676	13,604,575

Awards by Department

<u>CAMPUS</u>	CURRENT MONTH FY2009 New Awards	YEAR TO DATE FY 2008 (July-January)	YEAR TO DATE FY 2009 (July-January)
Research & Health Sciences, Vice President			
Research, Vice President for - (General)	0	604,346	1,156,899
Sponsored Awards Management	0	227,565	272,840
Total:	0	831,911	1,429,739
Senior & Regional Campuses			
USC Aiken	7,780	530,960	826,101
USC Beaufort - Academic Affairs	0	100,175	181,909
USC Beaufort - General	0	1,110,922	317,361
USC Lancaster	0	577,253	666,397
USC Salkehatchie	150,000	821,230	882,377
USC Sumter	0	273,586	292,055
USC Union	0	351,369	258,526
USC Upstate	19,370	1,095,436	1,662,031
Total:	177,150	4,860,931	5,086,757
Social Work, College of			
Families in Society, Institute for	0	359,004	7,299,650
Social Work, College of	0	1,339,565	359,171
Total:	0	1,698,569	7,658,821
Student Affairs, Division of			
International Programs for Students	0	13,500	0
Student Development	0	0	7,562
Student Health	0	78,707	76,307
Total:	0	92,207	83,869
University Libraries			
Thomas Cooper Library	0	0	0
Total:	0	0	0
University Press			
University Press	0	0	6,195
Total:	0	0	6,195
Sub Total:	4,546,491	87,336,270	87,875,077
Report Total:	4,546,491	87,336,270	87,875,077

Sponsored Awards Management

FY2009 YTD - Awards by Source

	COM	FED	LOC	OTH	PHI	STA	Total
Total	3,151,803	68,482,863	558,049	961,643	10,238,630	4,482,089	87,875,077
Arts and Sciences, College of	582,862	16,153,961	81,010	744,500	517,593	365,853	18,445,779
Anthropology	0	0	0	0	11,000	17,000	28,000
Archaeology & Anthropology, SC	0	722,657	0	8,000	0	16,763	747,420
Art	0	0	0	0	0	122,000	122,000
Baruch Institute	0	533,548	0	0	60,000	0	593,548
Biological Sciences	100,000	2,833,365	0	0	107,632	22,560	3,063,557
Chemistry & Biochemistry	30,621	3,153,292	0	0	20,759	15,825	3,220,497
COBRE: Center for Colon Cancer	0	72,494	0	0	0	0	72,494
Criminology & Criminal Justice,	0	268,304	0	0	0	10,000	278,304
Earth Sciences & Resources	0	179,990	0	0	0	0	179,990
English	0	187,085	0	0	0	0	187,085
Environment, School of the	0	506,843	0	0	33,000	0	539,843
Geography	0	597,548	0	0	62,462	-17,085	642,925
Geological Sciences	209,409	1,885,547	0	675,000	0	0	2,769,956
History	0	212,000	0	45,000	64,800	121,417	443,217
Mathematics	0	858,562	0	0	0	31,704	890,266
McKissick Museum	0	0	0	0	0	4,875	4,875

	COM	FED	LOC	OTH	PHI	STA	Total
Naval Science	0	3,000	0	0	0	0	3,000
Philosophy	0	275,000	0	0	22,500	0	297,500
Physics & Astronomy	0	1,484,334	0	0	0	6,000	1,490,334
Political Science	0	205,951	53,010	0	35,440	8,544	302,945
Psychology	237,642	2,137,854	28,000	16,500	0	0	2,419,996
Public Service & Policy Research, Center for	0	133,124	0	0	94,000	6,250	233,374
Science Education, Center for	0	15,800	0	0	0	0	15,800
Statistics	5,190	-112,337	0	0	6,000	0	-101,147
Business & Finance	0	-14,584	0	0	0	22,200	7,616
Environmental Health and Safety	0	-14,584	0	0	0	0	-14,584
Recycling & Waste Management	0	0	0	0	0	22,200	22,200
Business, Moore School of	0	1,169,026	50,000	0	0	100,000	1,319,026
Business, Moore School of - Business Administration	0	358,000	0	0	0	0	358,000
Business, Moore School of - Business Administration	0	191,444	50,000	0	0	100,000	341,444
Small Business Development Center	0	619,582	0	0	0	0	619,582
Education, College of	0	3,566,161	223,939	49,400	106,930	134,309	4,080,739
Education	0	0	26,400	0	0	3,227	29,627
Education Leadership & Policies	0	20,000	6,000	49,400	0	34,400	109,800
Educational Studies, Department	0	1,274,200	30,000	0	46,592	20,000	1,370,792
Instruction & Teacher Education	0	1,480,315	89,539	0	8,808	-34,377	1,544,285
Office of Program Evaluation	0	571,646	0	0	0	159,495	731,141
Physical Education	0	0	72,000	0	51,530	0	123,530
SC Educational Policy Center	0	220,000	0	0	0	-20,000	200,000

	COM	FED	LOC	OTH	PHI	STA	Total
SC School Improvement Council	0	0	0	0	0	-28,436	-28,436
Engineering & Computing, College of	1,401,826	8,778,458	0	58,111	350,000	41,994	10,630,389
Chemical Engineering	902,523	1,222,149	0	25,000	125,000	0	2,274,672
Civil & Environmental Engineering	40,500	951,111	0	10,244	0	0	1,001,855
Computer Science & Engineering	98,417	353,673	0	22,867	0	0	474,957
Electrical Engineering	0	3,329,998	0	0	0	0	3,329,998
Mechanical Engineering	360,386	2,693,660	0	0	225,000	41,994	3,321,040
SC Alliance for Minority Participation (SAMP)	0	227,867	0	0	0	0	227,867
Hospitality, Retail & Sport Management	0	0	20,000	0	40,000	-233,401	-173,401
Hospitality, Retail & Sport Management	0	0	0	0	0	-233,401	-233,401
Hotel, Restaurant & Tourism	0	0	0	0	40,000	0	40,000
Sport & Entertainment	0	0	20,000	0	0	0	20,000
Law, School of	0	354,061	0	0	-12,516	112,500	454,045
Children's Law Center	0	175,191	0	0	0	112,500	287,691
Law, School of	0	178,870	0	0	-12,516	0	166,354
Mass Communications & Information Science	8,000	105,024	0	12,000	15,500	7,034	147,558
Journalism & Mass Communication	8,000	105,024	0	12,000	11,000	0	136,024
Library & Information Sciences, School of	0	0	0	0	0	7,034	7,034
Mass Communications & Information Science	0	0	0	0	4,500	0	4,500
Medicine, School of	320,777	10,975,602	0	492	6,792,355	1,544,880	19,634,106
Cell & Developmental Biology & Neuroscience	0	692,109	0	0	314,000	10,000	1,016,109
Family & Preventive Medicine	0	494,300	0	0	742,745	63,402	1,300,447
Internal Medicine	63,482	1,627,805	0	0	2,003,641	0	3,694,928
Medicine, School of - (Dean)	0	0	0	0	189,500	0	189,500

	COM	FED	LOC	OTH	PHI	STA	Total
Neuropsychiatry	59,847	250,000	0	0	541,126	87,000	937,973
Obstetrics & Gynecology	0	0	0	492	755,127	54,478	810,097
Ophthalmology	629	89,462	0	0	308,576	0	398,667
Orthopaedic Surgery	0	0	0	0	373,295	0	373,295
Pathology & Microbiology	0	2,627,075	0	0	0	0	2,627,075
Pediatrics	12,819	3,627,500	0	0	762,088	1,330,000	5,732,407
Pharmacology, Physiology & ...	100,000	1,234,567	0	0	50,000	0	1,384,567
Radiology	0	26,963	0	0	0	0	26,963
Research & Special Projects	0	62,014	0	0	69,340	0	131,354
Surgery	84,000	243,807	0	0	682,917	0	1,010,724
Nursing, College of	0	591,126	0	0	75,000	0	666,126
Nursing	0	591,126	0	0	75,000	0	666,126
Pharmacy, SC College of	180,231	1,462,810	0	31,850	33,000	1,247,560	2,955,451
Clinical Pharmacy and Outcome	25,231	27,908	0	0	0	0	53,139
Palmetto Poison Center	0	490,023	0	31,850	0	0	521,873
Pharmaceutical & Health	0	0	0	0	0	1,247,560	1,247,560
Pharmaceutical and Biomedical	155,000	944,879	0	0	0	0	1,099,879
Pharmacy - (Dean)	0	0	0	0	33,000	0	33,000
Provost, Office of the	0	1,837,687	0	0	0	0	1,837,687
TRIO Programs	0	1,837,687	0	0	0	0	1,837,687
Public Health, Arnold School of	446,355	11,820,666	3,100	37,960	755,248	541,246	13,604,575
Communication Sciences &	6,060	836,980	0	0	0	0	843,040
Environmental Health Sciences	0	1,416,724	0	2,000	0	0	1,418,724
Epidemiology & Biostatistics	0	2,471,370	0	0	0	128,221	2,599,591

	COM	FED	LOC	OTH	PHI	STA	Total
Exercise Science	406,848	1,297,483	0	0	97,344	0	1,801,675
Health Promotion, Education & Prevention	10,947	2,163,964	3,100	10,100	394,864	33,440	2,616,415
Health Services & Policy	0	380,904	0	0	0	0	380,904
Health Services Policy and Practice	22,500	1,940,770	0	25,860	38,640	22,000	2,049,770
Prevention Research Center	0	1,290,316	0	0	8,000	0	1,298,316
Public Health, Arnold School of - Prevention	0	94,442	0	0	186,400	357,585	638,427
Public Health, Arnold School of - Research	0	17,175	0	0	30,000	0	47,175
Research in Nutrition & Health	0	-89,462	0	0	0	0	-89,462
Research & Health Sciences, Vice President for	0	1,000,000	0	0	429,739	0	1,429,739
Research, Vice President for - Sponsored Awards	0	1,000,000	0	0	156,899	0	1,156,899
Sponsored Awards Management	0	0	0	0	272,840	0	272,840
Senior & Regional Campuses	204,731	3,522,932	175,000	27,330	595,423	561,341	5,086,757
USC Aiken	192,731	129,366	50,000	7,105	25,000	421,899	826,101
USC Beaufort - Academic Affairs	0	-35,557	125,000	0	1,750	90,716	181,909
USC Beaufort - General	0	279,661	0	0	37,700	0	317,361
USC Lancaster	0	618,297	0	0	0	48,100	666,397
USC Salkehatchie	0	437,154	0	0	445,223	0	882,377
USC Sumter	0	292,055	0	0	0	0	292,055
USC Union	0	258,526	0	0	0	0	258,526
USC Upstate	12,000	1,543,430	0	20,225	85,750	626	1,662,031
Social Work, College of	7,021	7,075,469	5,000	0	534,758	36,573	7,658,821
Families in Society, Institute for	0	6,934,064	0	0	365,586	0	7,299,650
Social Work, College of	7,021	141,405	5,000	0	169,172	36,573	359,171
Student Affairs, Division of	0	78,269	0	0	5,600	0	83,869

	COM	FED	LOC	OTH	PHI	STA	Total
Student Development	0	7,562	0	0	0	0	7,562
Student Health	0	70,707	0	0	5,600	0	76,307
University Press	0	6,195	0	0	0	0	6,195
University Press	0	6,195	0	0	0	0	6,195

Sponsored Awards Management

FY2009 YTD - Awards by Purpose

	Equipment	GA Work Experience	Research	Service	Training	Total
Total	1,752,977	993,894	54,512,579	23,676,686	6,938,941	87,875,077
Arts and Sciences, College of	732,561	380,643	15,698,942	1,608,448	25,185	18,445,779
Anthropology	0	28,000	0	0	0	28,000
Archaeology & Anthropology, SC Institute of	0	0	742,420	5,000	0	747,420
Art	0	0	72,000	0	50,000	122,000
Baruch Institute	0	0	578,548	15,000	0	593,548
Biological Sciences	0	22,560	2,113,205	927,792	0	3,063,557
Chemistry & Biochemistry	0	0	3,137,167	83,330	0	3,220,497
COBRE: Center for Colon Cancer Research	0	0	72,494	0	0	72,494
Criminology & Criminal Justice, Department of	0	0	278,304	0	0	278,304
Earth Sciences & Resources Institute	0	0	179,990	0	0	179,990
English	0	0	187,085	0	0	187,085
Environment, School of the	0	0	539,843	0	0	539,843
Geography	0	17,730	603,158	49,852	-27,815	642,925
Geological Sciences	695,247	0	2,058,459	16,250	0	2,769,956
History	0	126,217	307,000	10,000	0	443,217

	Equipment	GA Work Experience	Research	Service	Training	Total
Mathematics	0	0	890,266	0	0	890,266
McKissick Museum	0	0	4,875	0	0	4,875
Naval Science	0	0	0	0	3,000	3,000
Philosophy	0	0	297,500	0	0	297,500
Physics & Astronomy	37,314	0	1,453,020	0	0	1,490,334
Political Science	0	96,994	205,951	0	0	302,945
Psychology	0	89,142	2,072,554	258,300	0	2,419,996
Public Service & Policy Research, Institute for	0	0	6,250	227,124	0	233,374
Science Education, Center for	0	0	0	15,800	0	15,800
Statistics	0	0	-101,147	0	0	-101,147
Business & Finance	-14,584	0	0	22,200	0	7,616
Environmental Health and Safety	-14,584	0	0	0	0	-14,584
Recycling & Waste Management	0	0	0	22,200	0	22,200
Business, Moore School of	0	50,000	649,444	619,582	0	1,319,026
Business, Moore School of - Dean's Office	0	0	358,000	0	0	358,000
Business, Moore School of - Division of Researc	0	50,000	291,444	0	0	341,444
Small Business Development Center	0	0	0	619,582	0	619,582
Education, College of	0	184,597	1,080,970	1,081,481	1,733,691	4,080,739
Education	0	0	26,400	0	3,227	29,627
Education Leadership & Policies	0	49,400	30,000	30,400	0	109,800
Educational Studies, Department of	0	50,000	457,823	443,944	419,025	1,370,792
Instruction & Teacher Education	0	13,197	139,043	202,725	1,189,320	1,544,285
Office of Program Evaluation	0	0	220,000	389,022	122,119	731,141

	Equipment	GA Work Experience	Research	Service	Training	Total
Physical Education	0	72,000	7,704	43,826	0	123,530
SC Educational Policy Center	0	0	200,000	0	0	200,000
SC School Improvement Council	0	0	0	-28,436	0	-28,436
Engineering & Computing, College of	0	0	10,228,016	45,500	356,873	10,630,389
Chemical Engineering	0	0	2,269,672	5,000	0	2,274,672
Civil & Environmental Engineering	0	0	961,355	40,500	0	1,001,855
Computer Science & Engineering	0	0	474,957	0	0	474,957
Electrical Engineering	0	0	3,329,998	0	0	3,329,998
Mechanical Engineering	0	0	2,964,167	0	356,873	3,321,040
SC Alliance for Minority Participation (SCAMP)	0	0	227,867	0	0	227,867
Hospitality, Retail & Sport Management, College of	0	0	40,000	-233,401	20,000	-173,401
Hospitality, Retail & Sport Management - (Dean	0	0	0	-233,401	0	-233,401
Hotel, Restaurant & Tourism Administration	0	0	40,000	0	0	40,000
Sport & Entertainment Management	0	0	0	0	20,000	20,000
Law, School of	0	0	0	99,984	354,061	454,045
Children's Law Center	0	0	0	112,500	175,191	287,691
Law, School of	0	0	0	-12,516	178,870	166,354
Mass Communications & Information Studies, Colle	0	7,034	21,248	83,776	35,500	147,558
Journalism & Mass Communications, School of	0	0	21,248	83,776	31,000	136,024
Library & Information Sciences, School of	0	7,034	0	0	0	7,034
Mass Communications & Information Studies, C	0	0	0	0	4,500	4,500
Medicine, School of	0	0	6,579,890	11,582,630	1,471,586	19,634,106
Cell & Developmental Biology & Anatomy	0	0	1,016,109	0	0	1,016,109

	Equipment	GA Work Experience	Research	Service	Training	Total
Family & Preventive Medicine	0	0	431,991	776,647	91,809	1,300,447
Internal Medicine	0	0	595,630	2,803,268	296,030	3,694,928
Medicine, School of - (Dean)	0	0	0	0	189,500	189,500
Neuropsychiatry	0	0	59,847	628,126	250,000	937,973
Obstetrics & Gynecology	0	0	492	809,605	0	810,097
Ophthalmology	0	0	90,091	308,576	0	398,667
Orthopaedic Surgery	0	0	0	373,295	0	373,295
Pathology & Microbiology	0	0	2,627,075	0	0	2,627,075
Pediatrics	0	0	29,644	5,083,842	618,921	5,732,407
Pharmacology, Physiology & Neuroscience	0	0	1,374,241	0	10,326	1,384,567
Radiology	0	0	26,963	0	0	26,963
Research & Special Projects	0	0	0	116,354	15,000	131,354
Surgery	0	0	327,807	682,917	0	1,010,724
Nursing, College of	0	0	53,585	75,000	537,541	666,126
Nursing	0	0	53,585	75,000	537,541	666,126
Pharmacy, SC College of	0	0	934,868	2,020,583	0	2,955,451
Clinical Pharmacy and Outcome Sciences	0	0	53,139	0	0	53,139
Palmetto Poison Center	0	0	31,850	490,023	0	521,873
Pharmaceutical & Health Outcomes Sciences	0	0	0	1,247,560	0	1,247,560
Pharmaceutical and Biomedical Sciences	0	0	849,879	250,000	0	1,099,879
Pharmacy - (Dean)	0	0	0	33,000	0	33,000
Provost, Office of the	0	0	0	1,837,687	0	1,837,687
TRIO Programs	0	0	0	1,837,687	0	1,837,687

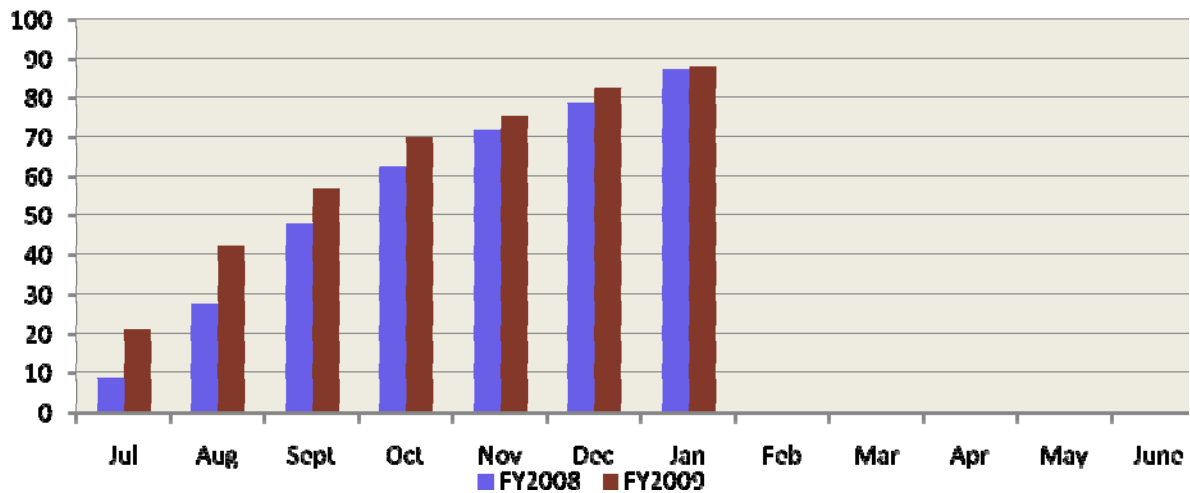
	Equipment	GA Work Experience	Research	Service	Training	Total
Public Health, Arnold School of	0	321,406	11,321,052	564,577	1,397,540	13,604,575
Communication Sciences & Disorders	0	6,060	201,600	0	635,380	843,040
Environmental Health Sciences	0	0	892,964	0	525,760	1,418,724
Epidemiology & Biostatistics	0	128,221	2,405,495	65,875	0	2,599,591
Exercise Science	0	17,708	1,783,967	0	0	1,801,675
Health Promotion, Education & Behavior	0	60,587	2,555,828	0	0	2,616,415
Health Services & Policy Research, Center for	0	0	380,904	0	0	380,904
Health Services Policy and Management	0	100,830	1,899,440	49,500	0	2,049,770
Prevention Research Center	0	8,000	1,290,316	0	0	1,298,316
Public Health, Arnold School of - Dean	0	0	0	432,027	206,400	638,427
Public Health, Arnold School of - General	0	0	0	17,175	30,000	47,175
Research in Nutrition & Health Disparities, Cente	0	0	-89,462	0	0	-89,462
Research & Health Sciences, Vice President	1,000,000	0	156,899	272,840	0	1,429,739
Research, Vice President for - (General)	1,000,000	0	156,899	0	0	1,156,899
Sponsored Awards Management	0	0	0	272,840	0	272,840
Senior & Regional Campuses	35,000	0	266,898	3,862,644	922,215	5,086,757
USC Aiken	0	0	202,305	623,642	154	826,101
USC Beaufort - Academic Affairs	0	0	-35,557	217,466	0	181,909
USC Beaufort - General	35,000	0	2,700	279,661	0	317,361
USC Lancaster	0	0	73,225	593,172	0	666,397
USC Salkehatchie	0	0	0	882,377	0	882,377
USC Sumter	0	0	0	292,055	0	292,055
USC Union	0	0	0	246,526	12,000	258,526

	Equipment	GA Work Experience	Research	Service	Training	Total
USC Upstate	0	0	24,225	727,745	910,061	1,662,031
Social Work, College of	0	50,214	7,474,572	127,555	6,480	7,658,821
Families in Society, Institute for	0	0	7,249,650	50,000	0	7,299,650
Social Work, College of	0	50,214	224,922	77,555	6,480	359,171
Student Affairs, Division of	0	0	0	5,600	78,269	83,869
Student Development	0	0	0	0	7,562	7,562
Student Health	0	0	0	5,600	70,707	76,307
University Press	0	0	6,195	0	0	6,195
University Press	0	0	6,195	0	0	6,195

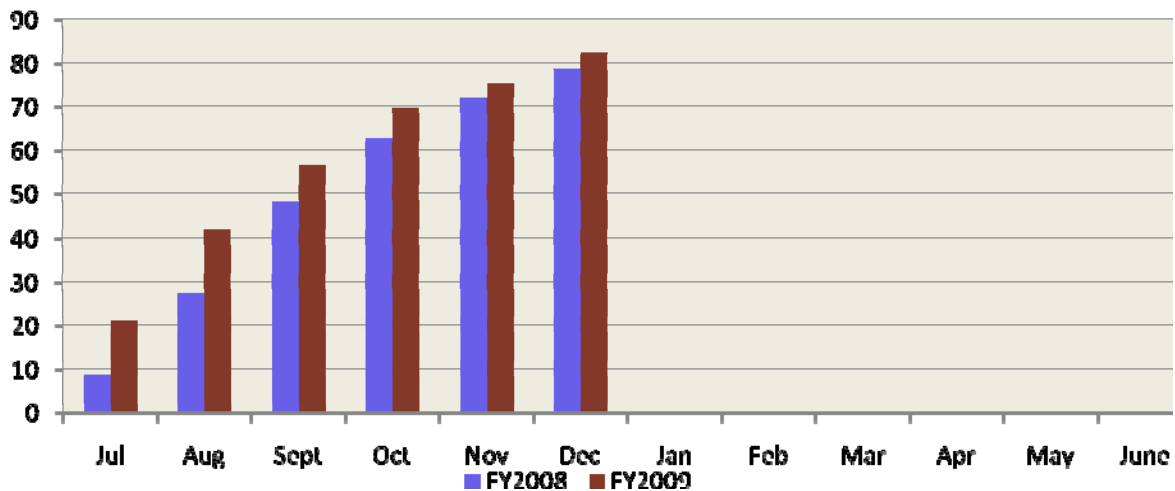
Funding Agency Comparison Report Year-To-Date - January - FY2009

	<u>FY2008</u>	<u>FY2009</u>	<u>% CHG</u>
NIH Awards	\$12,037,151	\$11,752,728	(2.4)
HHS (excl. nih)	\$14,454,758	\$21,564,520	49.2
Dept. Of Education Awards	\$7,238,042	\$9,804,936	35.5
Dept. Of Defense Awards	\$7,904,320	\$7,834,560	(0.9)
NSF Awards	\$13,373,532	\$11,219,460	(16.1)
Non Profit Awards	\$13,692,309	\$11,200,273	(18.2)
State and Municipalities Awards	\$5,734,304	\$5,040,138	(12.1)
Dept. Of Energy Awards	\$1,707,041	\$1,888,275	10.6
Business and Industry Awards	\$2,846,303	\$3,151,803	10.7

Amounts Awarded (In millions of dollars)



Cumulative Amounts Awarded (In millions of dollars)



Proposals by Department

<u>CAMPUS</u>	CURRENT MONTH January FY2009		YEAR TO DATE FY 2008 (July-January)		YEAR TO DATE FY 2009 (July-January)	
Arts and Sciences, College of						
Anthropology	2	504,445	4	228,706	9	1,131,545
Archaeology & Anthropology, SC Institute of	1	5,889	14	1,065,117	14	478,534
Art	0	0	2	28,000	2	60,000
Baruch Institute	5	356,341	25	2,429,117	20	1,283,731
Biological Sciences	12	1,664,049	46	5,339,003	55	12,669,692
Chemistry & Biochemistry	6	1,310,311	59	10,634,287	47	7,408,269
COBRE: Center for Colon Cancer Research	0	0	1	200,000	2	30,000
Criminology & Criminal Justice, Department of	1	34,944	3	115,938	2	44,944
Earth Sciences & Resources Institute	1	50,000	4	280,302	3	180,052
English	2	10,000	14	645,939	9	766,148
Environment, School of the	1	16,719	3	252,748	4	184,719
Geography	2	196,358	23	3,967,922	24	1,396,385
Geological Sciences	2	260,254	31	2,686,572	24	2,317,453
History	0	0	14	463,284	13	228,864
International Studies, Walker Institute of	0	0	1	280,558	0	0
Languages, Literatures, and Cultures, Department of	0	0	2	137,115	7	304,000
Marine Science	1	10,000	1	20,000	2	30,000
Mathematics	0	0	24	2,412,263	26	2,367,712
McKissick Museum	0	0	1	6,500	1	1,500
Philosophy	0	0	2	30,000	0	0
Physics & Astronomy	1	491,827	6	990,772	18	3,066,021
Political Science	1	7,485	11	427,214	17	148,892
Psychology	6	1,418,976	34	5,764,561	28	7,915,143
Public Service & Policy Research, Institute for	2	58,556	3	45,550	6	507,551
Religious Studies	0	0	1	250	0	0
Science Education, Center for	0	0	3	78,891	1	15,800
Sociology	0	0	1	89,217	4	250,152
Statistics	1	19,663	7	343,519	7	190,311
Theatre and Dance, Department of	0	0	1	10,000	0	0
Women's Studies	0	0	1	31,062	0	0
Total:	47	6,415,817	342	39,004,407	345	42,977,418
Business & Finance						
Environmental Health and Safety	0	0	1	163,606	1	162,519
Facilities Management/Operational Services	0	0	0	0	1	262,505
Facilities Planning/Energy Services	1	10,000	0	0	1	10,000
Recycling & Waste Management	0	0	1	24,850	0	0
Total:	1	10,000	2	188,456	3	435,024

Proposals by Department

<u>CAMPUS</u>	CURRENT MONTH January FY2009		YEAR TO DATE FY 2008 (July-January)		YEAR TO DATE FY 2009 (July-January)	
Business, Moore School of						
Business, Moore School of - Dean's Office	1	50,000	1	0	1	50,000
Business, Moore School of - Division of Research	0	0	4	167,458	3	156,500
Small Business Development Center	0	0	2	1,207,865	2	1,284,174
Total:	1	50,000	7	1,375,323	6	1,490,674
Education, College of						
Education	0	0	1	10,000	1	10,000
Education Leadership & Policies	0	0	3	182,372	5	261,698
Educational Studies, Department of	0	0	10	876,214	8	868,061
Instruction & Teacher Education	5	238,829	18	973,974	20	994,213
Office of Program Evaluation	0	0	10	674,119	5	468,437
Physical Education	0	0	2	562,622	1	6,704
SC Educational Policy Center	0	0	1	100,000	1	275,296
Total:	5	238,829	45	3,379,301	41	2,884,409
Engineering & Computing, College of						
Chemical Engineering	3	126,001	51	8,231,124	52	9,061,572
Civil & Environmental Engineering	3	271,239	23	1,962,717	23	1,946,916
Computer Science & Engineering	1	7,500	16	2,072,408	26	2,720,030
Electrical Engineering	3	215,967	27	3,882,673	24	1,943,519
Engineering & Computing, College of	0	0	1	12,500	0	0
Mechanical Engineering	9	1,861,064	32	7,336,034	46	15,587,330
SC Alliance for Minority Participation (SCAMP)	0	0	1	184,000	0	0
Total:	19	2,481,771	151	23,681,456	171	31,259,367
Honors College, South Carolina						
Honors College, South Carolina	0	0	1	4,194	1	26,000
Total:	0	0	1	4,194	1	26,000
Hospitality, Retail & Sport Management, College of						
Hotel, Restaurant & Tourism Administration	1	20,000	5	237,035	4	84,999
Retailing, Department of	0	0	2	21,005	0	0
Sport & Entertainment Management	1	21,500	2	32,000	2	41,500
Technology Support & Training Management	0	0	2	108,228	3	8,021,200
Total:	2	41,500	11	398,268	9	8,147,699
Law Enforcement & Safety						
Law Enforcement & Safety	2	139,298	0	0	2	139,298
Total:	2	139,298	0	0	2	139,298

Proposals by Department

<u>CAMPUS</u>	CURRENT MONTH January FY2009		YEAR TO DATE FY 2008 (July-January)		YEAR TO DATE FY 2009 (July-January)	
Law, School of						
Children's Law Center	0	0	0	0	1	126,438
Law, School of	0	0	4	417,583	2	6,092,604
Total:	0	0	4	417,583	3	6,219,042
Mass Communications & Information Studies, College						
Journalism & Mass Communications, School of	2	100,715	7	113,047	9	277,821
Library & Information Sciences, School of	0	0	3	115,490	3	149,650
Total:	2	100,715	10	228,537	12	427,471
Medicine, School of						
Cancer Center, South Carolina	0	0	0	0	1	3,193
Cell & Developmental Biology & Anatomy	4	571,987	28	3,662,412	16	2,797,843
Family & Preventive Medicine	2	561,605	12	2,218,731	11	1,816,145
Health & Safety	0	0	1	25,000	0	0
Internal Medicine	3	489,453	15	1,638,023	14	5,218,601
Medicine Library	0	0	0	0	2	45,933
Medicine, School of - (Dean)	0	0	1	5,000,000	1	182,000
Medicine, School of - (Graduate Program)	0	0	0	0	1	49,360
Neuropsychiatry	0	0	7	415,881	7	916,544
Obstetrics & Gynecology	0	0	2	127,782	5	484,412
Ophthalmology	0	0	5	1,495,530	5	513,850
Pathology & Microbiology	6	1,322,627	24	5,457,555	23	5,648,983
Pediatrics	1	118,020	15	4,128,110	16	4,185,778
Pharmacology, Physiology & Neuroscience	1	77,000	18	3,446,107	15	2,689,559
Radiology	0	0	0	0	1	26,963
Research & Special Projects	0	0	7	289,659	0	0
Surgery	0	0	3	1,069,141	3	869,350
Total:	17	3,140,692	138	28,973,931	121	25,448,514
Music, School of						
Music, School of	0	0	0	0	1	66,437
Total:	0	0	0	0	1	66,437
Nursing, College of						
Nursing	1	1,000	12	907,266	8	372,649
Total:	1	1,000	12	907,266	8	372,649

Proposals by Department

<u>CAMPUS</u>	CURRENT MONTH January FY2009		YEAR TO DATE FY 2008 (July-January)		YEAR TO DATE FY 2009 (July-January)	
Pharmacy, SC College of						
Clinical Pharmacy and Outcome Sciences	1	17,798	4	159,513	3	51,202
Pharmaceutical and Biomedical Sciences	1	24,000	22	3,230,091	14	2,369,797
Pharmaceutical Sciences	0	0	0	0	1	381,438
Pharmacy - (Dean)	0	0	1	72,500	0	0
Total:	2	41,798	27	3,462,104	18	2,802,437
Provost, Office of the						
Provost, Office of the	0	0	1	265,752	0	0
Total:	0	0	1	265,752	0	0
Public Health, Arnold School of						
Communication Sciences & Disorders	2	246,680	9	1,403,351	9	1,496,083
Environmental Health Sciences	1	111,266	11	1,930,899	17	2,578,230
Epidemiology & Biostatistics	3	337,534	39	5,069,021	35	4,234,815
Exercise Science	9	1,096,194	22	2,409,823	26	13,091,151
Health Promotion, Education & Behavior	4	1,498,512	18	652,120	27	2,300,832
Health Services & Policy Research, Center for	0	0	6	120,891	4	198,516
Health Services Policy and Management	4	21,432	42	2,528,726	31	1,244,214
Prevention Research Center	0	0	4	1,089,400	4	1,326,970
Public Health, Arnold School of - Dean	0	0	3	63,000	4	102,070
Public Health, Arnold School of - General	0	0	0	0	4	89,998
Research in Nutrition & Health Disparities, Center for	0	0	3	66,053	1	76,155
Total:	23	3,311,618	157	15,333,284	162	26,739,034
Research & Health Sciences, Vice President						
Health Disparities, Institute for	0	0	3	355,974	2	116,922
Research, Vice President for - (General)	0	0	3	2,182,548	3	2,038,502
Total:	0	0	6	2,538,522	5	2,155,424
Senior & Regional Campuses						
USC Aiken	1	40,096	17	632,360	15	953,498
USC Beaufort - Academic Affairs	3	636,172	0	0	10	1,405,370
USC Beaufort - General	0	0	9	905,607	2	413,990
USC Beaufort - Student Development	0	0	0	0	1	9,000
USC Lancaster	0	0	4	213,873	3	75,225
USC Salkehatchie	1	25,000	12	1,010,010	8	798,320
USC Sumter	0	0	5	17,894	2	2,000
USC Union	0	0	1	119,896	1	12,000
USC Upstate	2	135,996	16	785,295	12	640,765
Total:	7	837,264	64	3,684,935	54	4,310,168

Proposals by Department

CAMPUS

	CURRENT MONTH January FY2009		YEAR TO DATE FY 2008 (July-January)		YEAR TO DATE FY 2009 (July-January)	
Social Work, College of						
Families in Society, Institute for	0	0	14	2,886,090	9	1,730,512
Social Work, College of	1	9,998	37	692,297	31	606,001
Total:	1	9,998	51	3,578,387	40	2,336,513
Student Affairs, Division of						
Student Health	1	8,000	4	349,051	7	370,389
Total:	1	8,000	4	349,051	7	370,389
University Libraries						
Thomas Cooper Library	1	20,712	0	0	3	217,507
Total:	1	20,712	0	0	3	217,507
Report Total:	132	16,849,012	1033	127,770,757	1012	158,825,474