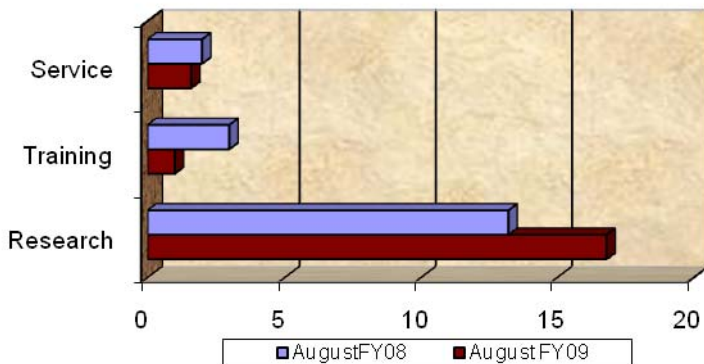


# Sponsored Awards Management (SAM)

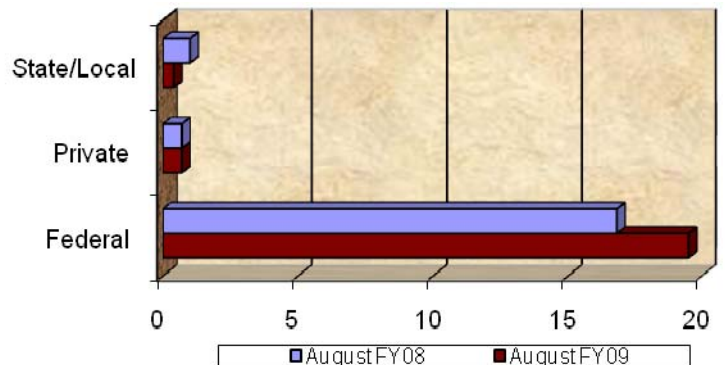
## Monthly Report Summary - August 2009

SAM ACTIVITY	August FY2009 New Awards	YTD FY2008 (July-August)	YTD FY2009 (July-August)	YTD % Change
<b>Award Totals (FY2008)</b>	<b>\$20,598,828</b>	<b>\$27,715,745</b>	<b>\$42,345,485</b>	<b>52.8</b>
<b>Source</b>				
Federal	\$19,446,381	\$22,143,693	\$36,553,883	65.1
Private	\$739,321	\$3,538,286	\$4,456,275	25.9
State/Local	\$413,126	\$2,033,766	\$1,335,327	(34.3)
<b>Purpose</b>				
Research	\$17,574,527	\$17,842,894	\$29,819,803	67.1
Public Service	\$2,621,194	\$9,872,851	\$12,525,682	26.9
<b>Sponsors</b>				
NIH	\$2,159,468	\$6,739,150	\$6,454,649	(4.2)
HHS (excludes nih)	\$7,970,335	\$3,598,695	\$10,957,125	204.5
NSF	\$5,190,000	\$5,074,113	\$7,700,549	51.8
<b>Proposals</b>				
Submissions	159	296	316	6.8
Dollars Requested	\$17,396,529	\$31,178,956	\$36,612,750	17.4
<b>Expenditures</b>				
Research Direct				
Research IDC				
<b>Notable Areas</b>				
Health Science Colleges	\$10,951,633	\$10,009,708	\$20,641,734	106.2
Arts and Sciences	\$6,418,745	\$9,250,715	\$11,288,509	22.0
Education	\$134,613	\$3,672,548	\$2,181,026	(40.6)
Engineering & Computing	\$2,011,046	\$2,286,257	\$3,957,205	73.1
Senior and Regional Campuses	\$786,615	\$1,287,907	\$1,663,553	29.2

**Summary by Purpose**



**Summary by Source**



## Awards by Department

<u>CAMPUS</u>	CURRENT MONTH FY2009 New Awards	YEAR TO DATE FY 2008 (July-August)	YEAR TO DATE FY 2009 (July-August)
<b>Arts and Sciences, College of</b>			
Anthropology	0	3,200	0
Archaeology & Anthropology, SC Institute of	329,759	315,980	339,759
Art	0	20,000	72,000
Baruch Institute	258,226	1,070,059	372,658
Biological Sciences	2,052,177	1,333,900	2,393,098
Chemistry & Biochemistry	1,738,053	2,492,510	2,242,350
COBRE: Center for Colon Cancer Research	0	674,800	70,957
Criminology & Criminal Justice, Department of	0	8,500	0
Earth Sciences & Resources Institute	24,993	0	24,993
English	153,046	0	153,046
Environment, School of the	270,954	135,500	270,954
Geography	183,556	273,203	444,074
Geological Sciences	754,804	1,023,509	1,293,128
History	161,200	22,924	196,217
Linguistics Program	0	22,689	0
Mathematics	15,000	137,260	237,469
Philosophy	0	24,000	275,000
Physics & Astronomy	312,370	745,148	1,372,020
Political Science	80,607	63,041	248,314
Psychology	38,000	665,927	1,143,319
Public Service & Policy Research, Institute for	40,000	17,450	47,370
Religious Studies	0	500	0
Science Education, Center for	0	30,000	0
Sociology	0	5,009	0
Statistics	6,000	165,606	91,783
<b>Total:</b>	<b>6,418,745</b>	<b>9,250,715</b>	<b>11,288,509</b>
<b>Business, Moore School of</b>			
Business, Moore School of - Dean's Office	0	348,000	0
Business, Moore School of - Division of Research	241,444	75,000	241,444
<b>Total:</b>	<b>241,444</b>	<b>423,000</b>	<b>241,444</b>
<b>Education, College of</b>			
Education	0	10,000	26,400
Education Leadership & Policies	6,000	6,000	75,400
Educational Studies, Department of	81,683	645,358	702,095
Instruction & Teacher Education	19,808	1,667,414	1,158,079
Office of Program Evaluation	26,122	444,189	107,122
Physical Education	1,000	505,476	116,826
SC Educational Policy Center	0	243,193	0
SC School Improvement Council	0	150,918	-4,896
<b>Total:</b>	<b>134,613</b>	<b>3,672,548</b>	<b>2,181,026</b>

## Awards by Department

<u>CAMPUS</u>	CURRENT MONTH FY2009 New Awards	YEAR TO DATE FY 2008 (July-August)	YEAR TO DATE FY 2009 (July-August)
<b>Engineering &amp; Computing, College of</b>			
Chemical Engineering	647,807	738,870	938,226
Civil & Environmental Engineering	784,462	33,820	784,462
Computer Science & Engineering	162,821	258,504	193,688
Electrical Engineering	59,998	395,165	815,998
Mechanical Engineering	355,958	859,898	1,224,831
SC Alliance for Minority Participation (SCAMP)	0	0	0
<b>Total:</b>	<b>2,011,046</b>	<b>2,286,257</b>	<b>3,957,205</b>
<b>Hospitality, Retail &amp; Sport Management, College of</b>			
Hotel, Restaurant & Tourism Administration	25,000	38,998	25,000
<b>Total:</b>	<b>25,000</b>	<b>38,998</b>	<b>25,000</b>
<b>Law, School of</b>			
Children's Law Center	0	0	150,000
Law, School of	0	116,474	0
<b>Total:</b>	<b>0</b>	<b>116,474</b>	<b>150,000</b>
<b>Mass Communications &amp; Information Studies, College</b>			
Journalism & Mass Communications, School of	12,000	73,843	86,816
Library & Information Sciences, School of	7,034	7,008	7,034
Mass Communications & Information Studies, College of	4,500	128,769	4,500
<b>Total:</b>	<b>23,534</b>	<b>209,620</b>	<b>98,350</b>
<b>Medicine, School of</b>			
Cell & Developmental Biology & Anatomy	378,320	1,476,441	805,601
Family & Preventive Medicine	378,494	618,466	707,845
Internal Medicine	426,144	757,479	1,188,883
Medicine, School of - (Dean)	0	7,500	0
Neuropsychiatry	234,375	275,900	395,333
Obstetrics & Gynecology	492	208,784	190,186
Ophthalmology	0	349,815	87,912
Orthopaedic Surgery	0	138,007	101,432
Pathology & Microbiology	75,000	452,246	236,368
Pediatrics	199,156	1,023,198	2,257,049
Pharmacology, Physiology & Neuroscience	467,276	39,694	862,357
Radiology	26,963	0	26,963
Research & Special Projects	0	10,000	0
Surgery	35,500	260,803	227,338
<b>Total:</b>	<b>2,221,720</b>	<b>5,618,333</b>	<b>7,087,267</b>
<b>Nursing, College of</b>			
Nursing	6,550	611,826	372,551
<b>Total:</b>	<b>6,550</b>	<b>611,826</b>	<b>372,551</b>

## Awards by Department

<u>CAMPUS</u>	CURRENT MONTH FY2009 New Awards	YEAR TO DATE FY 2008 (July-August)	YEAR TO DATE FY 2009 (July-August)
<b>Pharmacy, SC College of</b>			
Clinical Pharmacy and Outcome Sciences	0	0	15,959
Palmetto Poison Center	310,023	9,608	310,023
Pharmaceutical and Biomedical Sciences	0	31,500	9,649
Pharmacy - (Dean)	0	0	0
<b>Total:</b>	<b>310,023</b>	<b>41,108</b>	<b>335,631</b>
<b>Provost, Office of the</b>			
TRIO Programs	0	339,811	1,014,200
<b>Total:</b>	<b>0</b>	<b>339,811</b>	<b>1,014,200</b>
<b>Public Health, Arnold School of</b>			
Communication Sciences & Disorders	0	41,166	499,686
Environmental Health Sciences	746,177	1,202,963	1,266,837
Epidemiology & Biostatistics	106,845	341,461	545,335
Exercise Science	632,848	-154,399	1,038,808
Health Promotion, Education & Behavior	70,953	208,023	370,689
Health Services & Policy Research, Center for	41,206	32,936	54,545
Health Services Policy and Management	32,690	780,853	1,228,535
Prevention Research Center	8,000	651,763	516,502
Public Health, Arnold School of - Dean	10,814	25,000	446,548
Public Health, Arnold School of - General	1,800	0	1,800
Research in Nutrition & Health Disparities, Center for	0	385,886	0
<b>Total:</b>	<b>1,651,333</b>	<b>3,515,652</b>	<b>5,969,285</b>
<b>Research &amp; Health Sciences, Vice President</b>			
Research, Vice President for - (General)	0	-40,000	1,000,000
Sponsored Awards Management	0	50,000	0
<b>Total:</b>	<b>0</b>	<b>10,000</b>	<b>1,000,000</b>
<b>Senior &amp; Regional Campuses</b>			
USC Aiken	8,000	187,500	242,461
USC Beaufort - Academic Affairs	0	100,175	125,000
USC Beaufort - General	85,000	55,350	85,000
USC Lancaster	0	0	0
USC Salkehatchie	0	391,199	491,848
USC Sumter	0	0	0
USC Union	12,000	0	12,000
USC Upstate	681,618	553,683	707,244
<b>Total:</b>	<b>786,618</b>	<b>1,287,907</b>	<b>1,663,553</b>
<b>Social Work, College of</b>			
Families in Society, Institute for	6,700,864	0	6,708,064
Social Work, College of	61,143	222,789	168,936
<b>Total:</b>	<b>6,762,007</b>	<b>222,789</b>	<b>6,877,000</b>

## Awards by Department

### CAMPUS

	CURRENT MONTH FY2009 New Awards	YEAR TO DATE FY 2008 (July-August)	YEAR TO DATE FY 2009 (July-August)
<b>Student Affairs, Division of</b>			
Student Development	0	0	7,562
Student Health	0	70,707	70,707
<b>Total:</b>	<b>0</b>	<b>70,707</b>	<b>78,269</b>
<b>University Press</b>			
University Press	6,195	0	6,195
<b>Total:</b>	<b>6,195</b>	<b>0</b>	<b>6,195</b>
<b>Sub Total:</b>	<b>20,598,828</b>	<b>27,715,745</b>	<b>42,345,485</b>
<b>Report Total:</b>	<b>20,598,828</b>	<b>27,715,745</b>	<b>42,345,485</b>

# Sponsored Awards Management

## FY2009 YTD - Awards by Source (July-August)

	COM	FED	LOC	OTH	PHI	STA	Total
<i>Total</i>	<b>504,492</b>	<b>36,553,883</b>	<b>319,145</b>	<b>342,119</b>	<b>3,609,664</b>	<b>1,016,182</b>	<b>42,345,485</b>
<b>Arts and Sciences, College of</b>	104,449	10,493,340	39,745	241,500	198,545	210,930	11,288,509
Archaeology & Anthropology, SC	0	339,759	0	0	0	0	339,759
Art	0	0	0	0	0	72,000	72,000
Baruch Institute	0	312,658	0	0	60,000	0	372,658
Biological Sciences	40,000	2,283,458	0	0	57,640	12,000	2,393,098
Chemistry & Biochemistry	14,749	2,227,601	0	0	0	0	2,242,350
COBRE: Center for Colon Cancer	0	70,957	0	0	0	0	70,957
Earth Sciences & Resources	0	24,993	0	0	0	0	24,993
English	0	153,046	0	0	0	0	153,046
Environment, School of the	0	270,954	0	0	0	0	270,954
Geography	0	444,074	0	0	0	0	444,074
Geological Sciences	5,200	1,062,928	0	225,000	0	0	1,293,128
History	0	10,000	0	0	64,800	121,417	196,217
Mathematics	0	237,469	0	0	0	0	237,469
Philosophy	0	275,000	0	0	0	0	275,000
Physics & Astronomy	0	1,372,020	0	0	0	0	1,372,020
Political Science	0	205,951	26,745	0	10,105	5,513	248,314

	<i>COM</i>	<i>FED</i>	<i>LOC</i>	<i>OTH</i>	<i>PHI</i>	<i>STA</i>	<i>Total</i>
Psychology	44,500	1,069,319	13,000	16,500	0	0	1,143,319
Public Service & Policy Research, Department of	0	47,370	0	0	0	0	47,370
Statistics	0	85,783	0	0	6,000	0	91,783
<b>Business, Moore School of</b>	0	191,444	50,000	0	0	0	241,444
Business, Moore School of - School of Business Administration	0	191,444	50,000	0	0	0	241,444
<b>Education, College of</b>	0	1,917,802	104,400	49,400	100,226	9,198	2,181,026
Education	0	0	26,400	0	0	0	26,400
Education Leadership & Policies	0	20,000	6,000	49,400	0	0	75,400
Educational Studies, Department	0	655,503	0	0	46,592	0	702,095
Instruction & Teacher Education	0	1,156,299	0	0	8,808	-7,028	1,158,079
Office of Program Evaluation	0	86,000	0	0	0	21,122	107,122
Physical Education	0	0	72,000	0	44,826	0	116,826
SC School Improvement Council	0	0	0	0	0	-4,896	-4,896
<b>Engineering &amp; Computing, College o</b>	157,876	3,751,462	0	22,867	25,000	0	3,957,205
Chemical Engineering	56,242	881,984	0	0	0	0	938,226
Civil & Environmental Engineering	0	784,462	0	0	0	0	784,462
Computer Science & Engineering	0	170,821	0	22,867	0	0	193,688
Electrical Engineering	0	815,998	0	0	0	0	815,998
Mechanical Engineering	101,634	1,098,197	0	0	25,000	0	1,224,831
SC Alliance for Minority Engineering (SC-AMSE)	0	0	0	0	0	0	0
<b>Hospitality, Retail &amp; Sport Managem</b>	0	0	0	0	25,000	0	25,000
Hotel, Restaurant & Tourism Department	0	0	0	0	25,000	0	25,000
<b>Law, School of</b>	0	0	0	0	0	150,000	150,000
Children's Law Center	0	0	0	0	0	150,000	150,000

	COM	FED	LOC	OTH	PHI	STA	Total
Law, School of	0	0	0	0	0	0	0
<b>Mass Communications &amp; Informator</b>	0	74,816	0	12,000	4,500	7,034	98,350
Journalism & Mass	0	74,816	0	12,000	0	0	86,816
Library & Information Sciences,	0	0	0	0	0	7,034	7,034
Mass Communications &	0	0	0	0	4,500	0	4,500
<b>Medicine, School of</b>	28,855	4,711,954	0	492	2,263,466	82,500	7,087,267
Cell & Developmental Biology &	0	568,601	0	0	237,000	0	805,601
Family & Preventive Medicine	0	423,908	0	0	276,437	7,500	707,845
Internal Medicine	16,638	597,074	0	0	575,171	0	1,188,883
Neuropsychiatry	9,375	150,000	0	0	160,958	75,000	395,333
Obstetrics & Gynecology	0	0	0	492	189,694	0	190,186
Ophthalmology	0	0	0	0	87,912	0	87,912
Orthopaedic Surgery	0	0	0	0	101,432	0	101,432
Pathology & Microbiology	0	236,368	0	0	0	0	236,368
Pediatrics	2,842	1,861,183	0	0	393,024	0	2,257,049
Pharmacology, Physiology &	0	812,357	0	0	50,000	0	862,357
Radiology	0	26,963	0	0	0	0	26,963
Surgery	0	35,500	0	0	191,838	0	227,338
<b>Nursing, College of</b>	0	297,551	0	0	75,000	0	372,551
Nursing	0	297,551	0	0	75,000	0	372,551
<b>Pharmacy, SC College of</b>	0	335,631	0	0	0	0	335,631
Clinical Pharmacy and Outcome	0	15,959	0	0	0	0	15,959
Palmetto Poison Center	0	310,023	0	0	0	0	310,023
Pharmaceutical and Biomedical	0	9,649	0	0	0	0	9,649

	COM	FED	LOC	OTH	PHI	STA	Total
<b>Provost, Office of the</b>	0	1,014,200	0	0	0	0	1,014,200
TRIO Programs	0	1,014,200	0	0	0	0	1,014,200
<b>Public Health, Arnold School of</b>	13,560	4,981,381	0	11,860	428,533	533,951	5,969,285
Communication Sciences & Health	6,060	493,626	0	0	0	0	499,686
Environmental Health Sciences	0	1,264,837	0	2,000	0	0	1,266,837
Epidemiology & Biostatistics	0	438,490	0	0	0	106,845	545,335
Exercise Science	0	941,464	0	0	97,344	0	1,038,808
Health Promotion, Education & Behavior	0	51,000	0	6,500	313,189	0	370,689
Health Services & Policy	0	54,545	0	0	0	0	54,545
Health Services Policy and Practice	7,500	1,207,675	0	3,360	10,000	0	1,228,535
Prevention Research Center	0	508,502	0	0	8,000	0	516,502
Public Health, Arnold School of -	0	19,442	0	0	0	427,106	446,548
Public Health, Arnold School of -	0	1,800	0	0	0	0	1,800
<b>Research &amp; Health Sciences, Vice Pr</b>	0	1,000,000	0	0	0	0	1,000,000
Research, Vice President for -	0	1,000,000	0	0	0	0	1,000,000
<b>Senior &amp; Regional Campuses</b>	192,731	985,819	125,000	4,000	355,223	780	1,663,553
USC Aiken	192,731	45,576	0	4,000	0	154	242,461
USC Beaufort - Academic Affairs	0	0	125,000	0	0	0	125,000
USC Beaufort - General	0	50,000	0	0	35,000	0	85,000
USC Salkehatchie	0	196,625	0	0	295,223	0	491,848
USC Sumter	0	0	0	0	0	0	0
USC Union	0	12,000	0	0	0	0	12,000
USC Upstate	0	681,618	0	0	25,000	626	707,244
<b>Social Work, College of</b>	7,021	6,714,019	0	0	134,171	21,789	6,877,000

	<i>COM</i>	<i>FED</i>	<i>LOC</i>	<i>OTH</i>	<i>PHI</i>	<i>STA</i>	<i>Total</i>
Families in Society, Institute for	0	6,708,064	0	0	0	0	6,708,064
Social Work, College of	7,021	5,955	0	0	134,171	21,789	168,936
<b>Student Affairs, Division of</b>	0	78,269	0	0	0	0	78,269
Student Development	0	7,562	0	0	0	0	7,562
Student Health	0	70,707	0	0	0	0	70,707
<b>University Press</b>	0	6,195	0	0	0	0	6,195
University Press	0	6,195	0	0	0	0	6,195

# Sponsored Awards Management

## FY2009 YTD - Awards by Purpose (July-August)

	Equipment	GA Work Experience	Research	Service	Training	Total
<i>Total</i>	<b>1,730,247</b>	<b>622,822</b>	<b>28,089,556</b>	<b>7,815,096</b>	<b>4,087,764</b>	<b>42,345,485</b>
<b>Arts and Sciences, College of</b>	695,247	241,580	9,333,247	1,018,435	0	11,288,509
Archaeology & Anthropology, SC Institute of	0	0	339,759	0	0	<b>339,759</b>
Art	0	0	72,000	0	0	<b>72,000</b>
Baruch Institute	0	0	372,658	0	0	<b>372,658</b>
Biological Sciences	0	12,000	1,503,298	877,800	0	<b>2,393,098</b>
Chemistry & Biochemistry	0	0	2,228,101	14,249	0	<b>2,242,350</b>
COBRE: Center for Colon Cancer Research	0	0	70,957	0	0	<b>70,957</b>
Earth Sciences & Resources Institute	0	0	24,993	0	0	<b>24,993</b>
English	0	0	153,046	0	0	<b>153,046</b>
Environment, School of the	0	0	270,954	0	0	<b>270,954</b>
Geography	0	0	444,074	0	0	<b>444,074</b>
Geological Sciences	695,247	0	586,831	11,050	0	<b>1,293,128</b>
History	0	126,217	60,000	10,000	0	<b>196,217</b>
Mathematics	0	0	237,469	0	0	<b>237,469</b>
Philosophy	0	0	275,000	0	0	<b>275,000</b>

	<i>Equipment</i>	<i>GA Work Experience</i>	<i>Research</i>	<i>Service</i>	<i>Training</i>	<i>Total</i>
Physics & Astronomy	0	0	1,372,020	0	0	<b>1,372,020</b>
Political Science	0	42,363	205,951	0	0	<b>248,314</b>
Psychology	0	61,000	1,024,353	57,966	0	<b>1,143,319</b>
Public Service & Policy Research, Institute for	0	0	0	47,370	0	<b>47,370</b>
Statistics	0	0	91,783	0	0	<b>91,783</b>
<b>Business, Moore School of</b>	0	50,000	191,444	0	0	241,444
Business, Moore School of - Division of Researc	0	50,000	191,444	0	0	<b>241,444</b>
<b>Education, College of</b>	0	121,400	561,157	315,722	1,182,747	2,181,026
Education	0	0	26,400	0	0	<b>26,400</b>
Education Leadership & Policies	0	49,400	20,000	6,000	0	<b>75,400</b>
Educational Studies, Department of	0	0	374,714	245,698	81,683	<b>702,095</b>
Instruction & Teacher Education	0	0	139,043	3,972	1,015,064	<b>1,158,079</b>
Office of Program Evaluation	0	0	0	21,122	86,000	<b>107,122</b>
Physical Education	0	72,000	1,000	43,826	0	<b>116,826</b>
SC School Improvement Council	0	0	0	-4,896	0	<b>-4,896</b>
<b>Engineering &amp; Computing, College of</b>	0	0	3,600,332	0	356,873	3,957,205
Chemical Engineering	0	0	938,226	0	0	<b>938,226</b>
Civil & Environmental Engineering	0	0	784,462	0	0	<b>784,462</b>
Computer Science & Engineering	0	0	193,688	0	0	<b>193,688</b>
Electrical Engineering	0	0	815,998	0	0	<b>815,998</b>
Mechanical Engineering	0	0	867,958	0	356,873	<b>1,224,831</b>
SC Alliance for Minority Participation (SCAMP)	0	0	0	0	0	<b>0</b>
<b>Hospitality, Retail &amp; Sport Management, College of</b>	0	0	25,000	0	0	25,000

	<i>Equipment</i>	<i>GA Work Experience</i>	<i>Research</i>	<i>Service</i>	<i>Training</i>	<i>Total</i>
Hotel, Restaurant & Tourism Administration	0	0	25,000	0	0	<b>25,000</b>
<b>Law, School of</b>	0	0	0	150,000	0	150,000
Children's Law Center	0	0	0	150,000	0	<b>150,000</b>
Law, School of	0	0	0	0	0	<b>0</b>
<b>Mass Communications &amp; Information Studies, Colle</b>	0	7,034	0	74,816	16,500	98,350
Journalism & Mass Communications, School of	0	0	0	74,816	12,000	<b>86,816</b>
Library & Information Sciences, School of	0	7,034	0	0	0	<b>7,034</b>
Mass Communications & Information Studies, C	0	0	0	0	4,500	<b>4,500</b>
<b>Medicine, School of</b>	0	0	2,877,747	3,476,674	732,846	7,087,267
Cell & Developmental Biology & Anatomy	0	0	805,601	0	0	<b>805,601</b>
Family & Preventive Medicine	0	0	410,594	205,442	91,809	<b>707,845</b>
Internal Medicine	0	0	495,826	693,057	0	<b>1,188,883</b>
Neuropsychiatry	0	0	9,375	235,958	150,000	<b>395,333</b>
Obstetrics & Gynecology	0	0	492	189,694	0	<b>190,186</b>
Ophthalmology	0	0	0	87,912	0	<b>87,912</b>
Orthopaedic Surgery	0	0	0	101,432	0	<b>101,432</b>
Pathology & Microbiology	0	0	236,368	0	0	<b>236,368</b>
Pediatrics	0	0	4,997	1,771,341	480,711	<b>2,257,049</b>
Pharmacology, Physiology & Neuroscience	0	0	852,031	0	10,326	<b>862,357</b>
Radiology	0	0	26,963	0	0	<b>26,963</b>
Surgery	0	0	35,500	191,838	0	<b>227,338</b>
<b>Nursing, College of</b>	0	0	6,550	75,000	291,001	372,551
Nursing	0	0	6,550	75,000	291,001	<b>372,551</b>

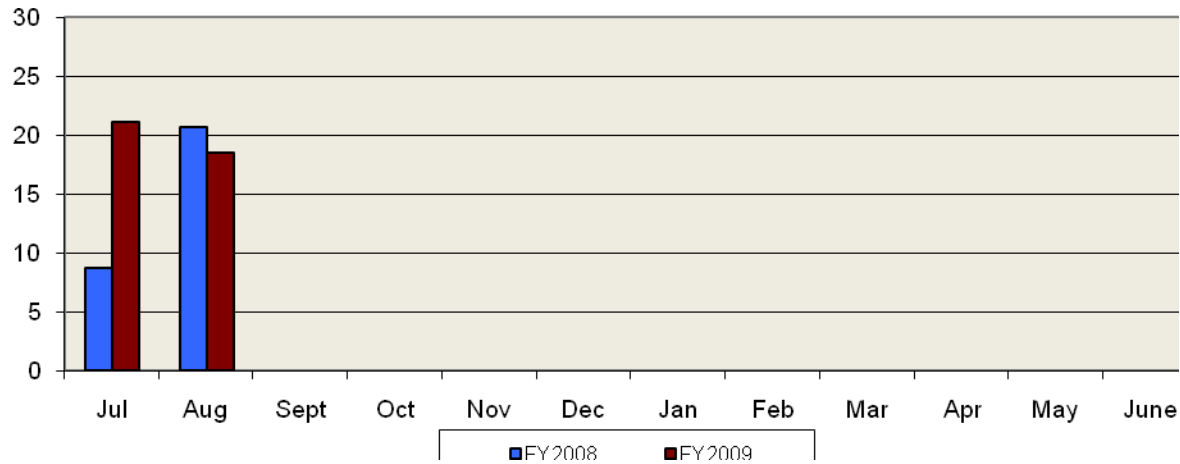
	<i>Equipment</i>	<i>GA Work Experience</i>	<i>Research</i>	<i>Service</i>	<i>Training</i>	<i>Total</i>
<b>Pharmacy, SC College of</b>	0	0	25,608	310,023	0	335,631
Clinical Pharmacy and Outcome Sciences	0	0	15,959	0	0	<b>15,959</b>
Palmetto Poison Center	0	0	0	310,023	0	<b>310,023</b>
Pharmaceutical and Biomedical Sciences	0	0	9,649	0	0	<b>9,649</b>
<b>Provost, Office of the</b>	0	0	0	1,014,200	0	1,014,200
TRIO Programs	0	0	0	1,014,200	0	<b>1,014,200</b>
<b>Public Health, Arnold School of</b>	0	157,595	4,633,712	442,848	735,130	5,969,285
Communication Sciences & Disorders	0	6,060	284,256	0	209,370	<b>499,686</b>
Environmental Health Sciences	0	0	741,077	0	525,760	<b>1,266,837</b>
Epidemiology & Biostatistics	0	106,845	438,490	0	0	<b>545,335</b>
Exercise Science	0	0	1,038,808	0	0	<b>1,038,808</b>
Health Promotion, Education & Behavior	0	6,500	364,189	0	0	<b>370,689</b>
Health Services & Policy Research, Center for	0	0	54,545	0	0	<b>54,545</b>
Health Services Policy and Management	0	30,190	1,203,845	-5,500	0	<b>1,228,535</b>
Prevention Research Center	0	8,000	508,502	0	0	<b>516,502</b>
Public Health, Arnold School of - Dean	0	0	0	446,548	0	<b>446,548</b>
Public Health, Arnold School of - General	0	0	0	1,800	0	<b>1,800</b>
<b>Research &amp; Health Sciences, Vice President</b>	1,000,000	0	0	0	0	1,000,000
Research, Vice President for - (General)	1,000,000	0	0	0	0	<b>1,000,000</b>
<b>Senior &amp; Regional Campuses</b>	35,000	0	45,500	888,655	694,398	1,663,553
USC Aiken	0	0	45,500	196,807	154	<b>242,461</b>
USC Beaufort - Academic Affairs	0	0	0	125,000	0	<b>125,000</b>
USC Beaufort - General	35,000	0	0	50,000	0	<b>85,000</b>

	<i>Equipment</i>	<i>GA Work Experience</i>	<i>Research</i>	<i>Service</i>	<i>Training</i>	<i>Total</i>
USC Salkehatchie	0	0	0	491,848	0	<b>491,848</b>
USC Sumter	0	0	0	0	0	<b>0</b>
USC Union	0	0	0	0	12,000	<b>12,000</b>
USC Upstate	0	0	0	25,000	682,244	<b>707,244</b>
<b>Social Work, College of</b>	0	45,213	6,783,064	48,723	0	6,877,000
Families in Society, Institute for	0	0	6,708,064	0	0	<b>6,708,064</b>
Social Work, College of	0	45,213	75,000	48,723	0	<b>168,936</b>
<b>Student Affairs, Division of</b>	0	0	0	0	78,269	78,269
Student Development	0	0	0	0	7,562	<b>7,562</b>
Student Health	0	0	0	0	70,707	<b>70,707</b>
<b>University Press</b>	0	0	6,195	0	0	6,195
University Press	0	0	6,195	0	0	<b>6,195</b>

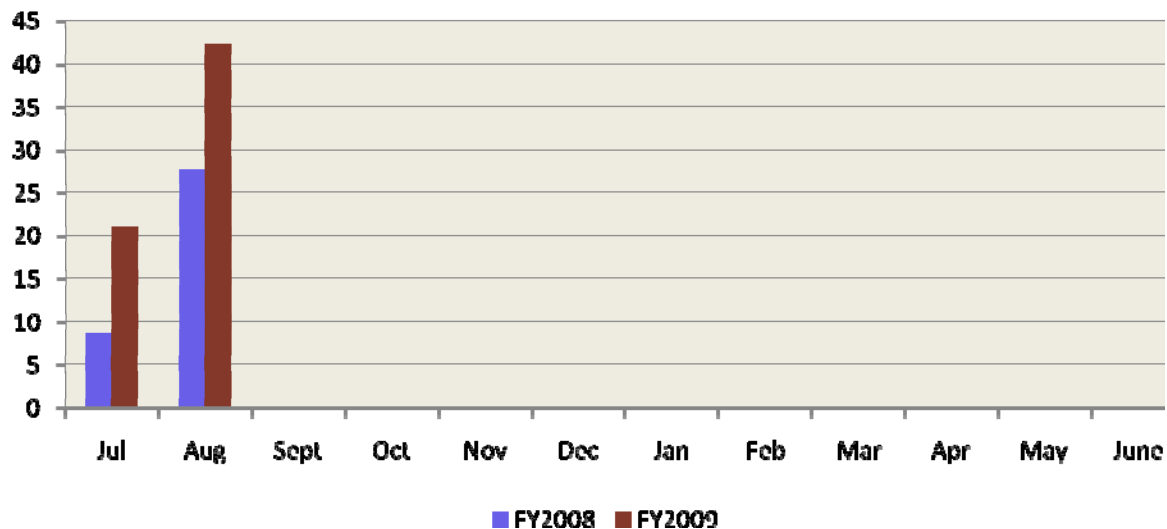
## Funding Agency Comparison Report Year-To-Date - July - FY2009

	<u>FY2008</u>	<u>FY2009</u>	<u>% CHG</u>
NIH Awards	\$6,739,150	\$6,454,649	(4.2)
Dept. Of Education Awards	\$2,195,032	\$3,830,284	74.5
Dept. Of Defense Awards	\$1,451,449	\$2,360,885	62.7
NSF Awards	\$5,074,113	\$7,700,549	51.8
Non Profit Awards	\$3,013,983	\$3,951,783	31.1
State and Municipalities Awards	\$2,033,766	\$1,335,327	(34.3)
Dept. Of Energy Awards	\$322,609	\$1,011,219	213.5
Business and Industry Awards	\$524,303	\$504,492	(3.8)

**Amounts Awarded (In millions of dollars)**



**Cumulative Amounts Awarded (In millions of dollars)**



## Proposals by Department

<u>CAMPUS</u>	CURRENT MONTH August FY2009		YEAR TO DATE FY 2008 (July-August)		YEAR TO DATE FY 2009 (July-August)	
<b>Arts and Sciences, College of</b>						
Anthropology	1	17,000	0	0	1	17,000
Archaeology & Anthropology, SC Institute of	1	8,870	4	169,163	2	29,377
Art	0	0	1	20,000	0	0
Baruch Institute	7	243,802	6	657,882	11	601,644
Biological Sciences	12	1,634,563	12	1,771,252	20	3,080,920
Chemistry & Biochemistry	7	1,805,035	23	3,379,246	10	2,914,454
COBRE: Center for Colon Cancer Research	0	0	1	200,000	0	0
Criminology & Criminal Justice, Department of	0	0	1	8,500	1	10,000
Earth Sciences & Resources Institute	1	115,052	1	49,144	1	115,052
English	0	0	1	25,910	1	296,369
Environment, School of the	0	0	1	23,500	1	23,000
Geography	5	125,769	8	3,208,415	8	286,237
Geological Sciences	9	709,462	9	1,344,276	15	1,600,175
History	5	119,716	4	66,944	10	166,964
Languages, Literatures, and Cultures, Department of	3	164,500	0	0	3	164,500
Mathematics	4	119,704	4	292,624	6	440,861
Philosophy	0	0	1	24,000	0	0
Physics & Astronomy	1	151,321	0	0	5	567,639
Political Science	4	18,195	5	234,891	4	18,195
Psychology	2	25,000	15	1,677,584	2	25,000
Religious Studies	0	0	1	250	0	0
Science Education, Center for	1	15,800	2	45,300	1	15,800
Sociology	1	61,416	0	0	1	61,416
Statistics	0	0	2	96,943	2	231,000
Women's Studies	0	0	1	31,062	0	0
<b>Total:</b>	<b>64</b>	<b>5,335,205</b>	<b>103</b>	<b>13,326,886</b>	<b>105</b>	<b>10,665,603</b>
<b>Business &amp; Finance</b>						
Recycling & Waste Management	0	0	1	24,850	0	0
<b>Total:</b>	<b>0</b>	<b>0</b>	<b>1</b>	<b>24,850</b>	<b>0</b>	<b>0</b>
<b>Business, Moore School of</b>						
Business, Moore School of - Dean's Office	0	0	1		0	0
Business, Moore School of - Division of Research	0	0	2	98,458	0	0
Small Business Development Center	2	1,284,174	1	88,602	2	1,284,174
<b>Total:</b>	<b>2</b>	<b>1,284,174</b>	<b>4</b>	<b>187,060</b>	<b>2</b>	<b>1,284,174</b>

## Proposals by Department

<u>CAMPUS</u>	CURRENT MONTH August FY2009		YEAR TO DATE FY 2008 (July-August)		YEAR TO DATE FY 2009 (July-August)	
<b>Education, College of</b>						
Education	0	0	1	10,000	0	0
Education Leadership & Policies	0	0	3	182,372	2	14,400
Educational Studies, Department of	0	0	1	1,007	1	70,446
Instruction & Teacher Education	5	221,226	4	188,577	5	221,226
Office of Program Evaluation	0	0	6	362,600	1	30,000
Physical Education	1	6,704	1	530,473	1	6,704
SC Educational Policy Center	0	0	1	100,000	0	0
<b>Total:</b>	<b>6</b>	<b>227,930</b>	<b>17</b>	<b>1,375,029</b>	<b>10</b>	<b>342,776</b>
<b>Engineering &amp; Computing, College of</b>						
Chemical Engineering	15	3,972,087	11	826,365	18	4,409,420
Civil & Environmental Engineering	4	307,747	7	601,489	8	599,875
Computer Science & Engineering	2	200,033	5	598,400	8	755,848
Electrical Engineering	1	165,000	8	858,039	5	398,803
Mechanical Engineering	1	25,000	10	1,929,148	6	465,194
<b>Total:</b>	<b>23</b>	<b>4,669,867</b>	<b>41</b>	<b>4,813,441</b>	<b>45</b>	<b>6,629,140</b>
<b>Honors College, South Carolina</b>						
Honors College, South Carolina	1	26,000	1	4,194	1	26,000
<b>Total:</b>	<b>1</b>	<b>26,000</b>	<b>1</b>	<b>4,194</b>	<b>1</b>	<b>26,000</b>
<b>Hospitality, Retail &amp; Sport Management, College of</b>						
Hotel, Restaurant & Tourism Administration	0	0	4	177,036	1	25,000
Retailing, Department of	0	0	2	21,005	0	0
Sport & Entertainment Management	0	0	0	0	1	20,000
<b>Total:</b>	<b>0</b>	<b>0</b>	<b>6</b>	<b>198,041</b>	<b>2</b>	<b>45,000</b>
<b>Mass Communications &amp; Information Studies, College</b>						
Journalism & Mass Communications, School of	3	125,009	2	85,283	4	137,009
Library & Information Sciences, School of	1	7,034	2	37,008	2	10,495
<b>Total:</b>	<b>4</b>	<b>132,043</b>	<b>4</b>	<b>122,291</b>	<b>6</b>	<b>147,504</b>

## Proposals by Department

<u>CAMPUS</u>	CURRENT MONTH August FY2009		YEAR TO DATE FY 2008 (July-August)		YEAR TO DATE FY 2009 (July-August)	
<b>Medicine, School of</b>						
Cancer Center, South Carolina	0	0	0	0	1	3,193
Cell & Developmental Biology & Anatomy	3	247,374	6	1,091,353	8	1,400,874
Family & Preventive Medicine	0	0	4	765,132	7	867,091
Health & Safety	0	0	1	25,000	0	0
Internal Medicine	0	0	5	383,479	3	192,325
Medicine Library	1	5,959	0	0	2	45,933
Neuropsychiatry	2	450,044	3	183,787	4	700,044
Obstetrics & Gynecology	1	96,206	1	64,952	1	96,206
Ophthalmology	0	0	1	166,766	2	251,950
Pathology & Microbiology	5	1,661,255	0	0	6	1,925,095
Pediatrics	5	1,826,198	3	407,676	7	1,960,217
Pharmacology, Physiology & Neuroscience	1	20,000	8	1,615,996	4	653,953
Radiology	0	0	0	0	1	26,963
Research & Special Projects	0	0	4	153,990	0	0
Surgery	1	84,000	0	0	2	334,000
<b>Total:</b>	<b>19</b>	<b>4,391,036</b>	<b>36</b>	<b>4,858,131</b>	<b>48</b>	<b>8,457,844</b>
<b>Nursing, College of</b>						
Nursing	0	0	3	329,939	5	346,649
<b>Total:</b>	<b>0</b>	<b>0</b>	<b>3</b>	<b>329,939</b>	<b>5</b>	<b>346,649</b>
<b>Pharmacy, SC College of</b>						
Clinical Pharmacy and Outcome Sciences	1	23,404	0	0	2	33,404
Pharmaceutical and Biomedical Sciences	0	0	2	500,000	1	176,920
Pharmaceutical Sciences	0	0	0	0	1	381,438
<b>Total:</b>	<b>1</b>	<b>23,404</b>	<b>2</b>	<b>500,000</b>	<b>4</b>	<b>591,762</b>
<b>Public Health, Arnold School of</b>						
Communication Sciences & Disorders	0	0	1	26,167	4	528,415
Environmental Health Sciences	2	341,599	4	1,267,089	6	1,037,284
Epidemiology & Biostatistics	7	458,595	14	1,084,973	12	808,791
Exercise Science	0	0	6	1,306,563	3	310,758
Health Promotion, Education & Behavior	6	85,970	5	152,175	9	191,125
Health Services & Policy Research, Center for	2	66,320	3	59,458	3	99,656
Health Services Policy and Management	6	20,190	8	171,171	10	1,079,952
Prevention Research Center	1	8,000	1	123,000	1	8,000
Public Health, Arnold School of - Dean	1	10,814	2	38,000	1	10,814
Public Health, Arnold School of - General	1	34,998	0	0	1	34,998
Research in Nutrition & Health Disparities, Center for	0	0	1	22,707	1	76,155
<b>Total:</b>	<b>26</b>	<b>1,026,486</b>	<b>45</b>	<b>4,251,303</b>	<b>51</b>	<b>4,185,948</b>

## Proposals by Department

### CAMPUS

	CURRENT MONTH August FY2009		YEAR TO DATE FY 2008 (July-August)		YEAR TO DATE FY 2009 (July-August)	
<b>Research &amp; Health Sciences, Vice President</b>						
Health Disparities, Institute for	0	0	0	0	2	116,922
Research, Vice President for - (General)	0	0	0	0	1	1,836,978
<b>Total:</b>	<b>0</b>	<b>0</b>	<b>0</b>	<b>0</b>	<b>3</b>	<b>1,953,900</b>
<b>Senior &amp; Regional Campuses</b>						
USC Aiken	1	12,268	1	32,848	6	323,039
USC Beaufort - Academic Affairs	0	0	0	0	4	574,483
USC Beaufort - General	0	0	3	55,350	0	0
USC Lancaster	0	0	1	1,800	0	0
USC Salkehatchie	1	47,558	5	549,240	3	504,078
USC Sumter	0	0	1	300	0	0
USC Union	0	0	0	0	1	12,000
USC Upstate	2	98,230	3	89,390	2	98,230
<b>Total:</b>	<b>4</b>	<b>158,056</b>	<b>14</b>	<b>728,928</b>	<b>16</b>	<b>1,511,830</b>
<b>Social Work, College of</b>						
Families in Society, Institute for	0	0	1	216,000	2	266,000
Social Work, College of	9	122,328	17	234,863	16	158,620
<b>Total:</b>	<b>9</b>	<b>122,328</b>	<b>18</b>	<b>450,863</b>	<b>18</b>	<b>424,620</b>
<b>Student Affairs, Division of</b>						
Student Health	0	0	1	8,000	0	0
<b>Total:</b>	<b>0</b>	<b>0</b>	<b>1</b>	<b>8,000</b>	<b>0</b>	<b>0</b>
<b>Report Total:</b>	<b>159</b>	<b>17,396,529</b>	<b>296</b>	<b>31,178,956</b>	<b>316</b>	<b>36,612,750</b>