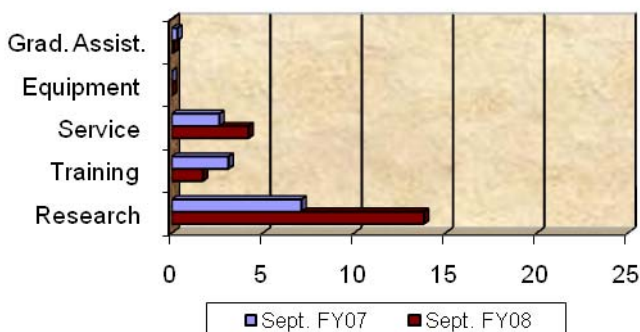


Sponsored Awards Management (SAM)

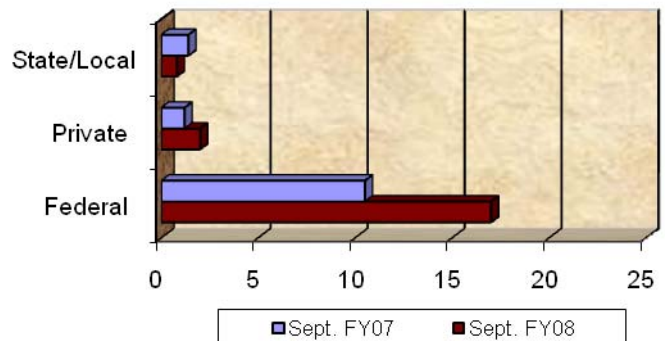
Monthly Report Summary - September 2007

SAM ACTIVITY	September FY2008 New Awards	YTD FY2007 (July-Sept.)	YTD FY2008 (July-Sept.)	YTD % Change
Award Totals (FY2008)	\$19,791,637	\$45,884,314	\$48,344,862	5.4
Source				
Federal	16,967,490	36,373,790	39,097,539	7.5
Private	2,054,066	6,808,884	6,459,976	(5.1)
State/Local	770,081	2,701,640	2,787,347	3.2
Purpose				
Research	13,766,448	26,929,004	31,492,613	16.9
Public Service	6,025,189	18,955,310	16,852,249	(11.1)
Sponsors				
NIH	2,037,165	10,428,867	8,776,315	(15.8)
HHS (excludes nih)	3,756,878	10,299,617	7,346,601	(28.7)
NSF	4,456,520	5,271,095	9,530,633	80.8
Proposals				
Submissions	160	459	463	0.9
Dollars Requested	17,010,194	52,347,498	50,175,982	(4.1)
Expenditures				
Research Direct	4,678,952	18,765,433	17,806,841	(5.1)
Research IDC	1,273,220	5,688,359	5,520,298	(3.0)
Notable Areas				
Health Science Colleges	7,253,992	22,870,213	18,143,779	(20.7)
Arts and Sciences	5,848,039	10,905,025	15,051,049	38.0
Education	1,121,159	2,657,729	4,834,735	81.9
Engineering & Computing	1,939,310	3,674,440	4,225,567	15.0
Senior and Regional Campuses	1,735,236	2,483,995	3,018,471	21.5

Summary by Purpose



Summary by Source



Amounts Received (In millions of dollars)

Awards by Department

<u>CAMPUS</u>	CURRENT MONTH September FY2008 New Awards	YEAR TO DATE FY 2007 (July-September)	YEAR TO DATE FY 2008 (July-September)
Arts and Sciences, College of			
Anthropology	0	0	3,200
Archaeology & Anthropology, SC Institute of	391,800	10,787	707,780
Art	0	0	20,000
Baruch Institute	81,126	543,169	1,137,941
Biological Sciences	685,212	2,610,249	2,062,998
Chemistry & Biochemistry	918,587	1,180,092	3,317,211
COBRE: Center for Colon Cancer Research	0	1,192,087	693,595
Criminology & Criminal Justice, Department of	0	33,300	8,500
Earth Sciences & Resources Institute	49,189	54,987	49,189
English	0	199,906	0
Environment, School of the	428,758	16,500	564,258
Geography	108,136	656,222	381,339
Geological Sciences	1,522,230	889,211	2,545,739
History	0	156,238	6,424
Linguistics Program	0	20,000	22,689
Mathematics	157,995	38,295	295,255
Philosophy	0	481,312	24,000
Physics & Astronomy	100,000	650,268	845,148
Political Science	168,693	25,219	231,734
Psychology	604,449	2,184,513	1,283,620
Public Service & Policy Research, Institute for	0	-189,516	17,450
Religious Studies	0	4,000	500
Science Education, Center for	613,109	0	643,109
Sociology	0	6,300	5,009
Statistics	4,000	141,886	169,606
Theatre and Dance, Department of	14,755	0	14,755
Total:	5,848,039	10,905,025	15,051,049
Business, Moore School of			
Business, Moore School of - Dean's Office	0	400,999	348,000
Business, Moore School of - Division of Research	2,000	0	77,000
Total:	2,000	400,999	425,000
Education, College of			
Education	0	2,342	10,000
Education Leadership & Policies	5,000	267,224	11,000
Educational Studies, Department of	830,557	299,985	1,475,915
Instruction & Teacher Education	157,002	1,200,231	1,734,444
Office of Program Evaluation	128,600	463,034	703,789
Physical Education	0	101,720	505,476
SC Educational Policy Center	0	323,193	243,193
School Improvement Council Assistance	0	0	150,918
Total:	1,121,159	2,657,729	4,834,735

Awards by Department

<u>CAMPUS</u>	CURRENT MONTH September FY2008 New Awards	YEAR TO DATE FY 2007 (July-September)	YEAR TO DATE FY 2008 (July-September)
Engineering & Computing, College of			
Chemical Engineering	288,388	1,671,274	1,027,258
Civil & Environmental Engineering	547,470	161,308	581,290
Computer Science & Engineering	0	252,156	258,504
Electrical Engineering	35,547	465,942	430,712
Engineering & Computing, College of	0	16,200	0
Mechanical Engineering	1,067,905	1,107,560	1,927,803
Total:	1,939,310	3,674,440	4,225,567
Honors College, South Carolina			
Honors College, South Carolina	0	0	4,935
Total:	0	0	4,935
Hospitality, Retail & Sport Management, College of			
Hotel, Restaurant & Tourism Administration	0	0	38,998
Retailing, Department of	0	148,920	-31,250
Total:	0	148,920	7,748
Law, School of			
Law, School of	100,000	222,867	216,474
Total:	100,000	222,867	216,474
Mass Communications & Information Studies, College			
Journalism & Mass Communications, School of	13,190	143,587	87,033
Library & Information Sciences, School of	30,000	727,096	37,008
Mass Communications & Information Studies, College of	0	199,973	128,769
Total:	43,190	1,070,656	252,810
Medicine, School of			
Cell & Developmental Biology & Anatomy	103,929	479,285	1,561,575
Family & Preventive Medicine	90,485	869,415	817,257
Internal Medicine	0	855,812	977,233
Medicine, School of - (Dean)	0	116,906	38,475
Neuropsychiatry	7,327	572,320	370,111
Obstetrics & Gynecology	64,952	348,005	372,634
Ophthalmology	0	111,015	407,611
Orthopaedic Surgery	0	198,483	207,148
Pathology & Microbiology	0	1,137,060	452,246
Pediatrics	848,983	3,097,827	1,955,524
Pharmacology, Physiology & Neuroscience	196,759	759,361	236,453
Research & Special Projects	74,085	118,550	84,085
Surgery	28,402	355,477	401,732
Total:	1,414,922	9,019,516	7,882,084
Nursing, College of			
Nursing	193,291	961,671	805,117
Total:	193,291	961,671	805,117

Awards by Department

<u>CAMPUS</u>	CURRENT MONTH September FY2008 New Awards	YEAR TO DATE FY 2007 (July-September)	YEAR TO DATE FY 2008 (July-September)
Pharmacy, SC College of			
Basic Pharmaceutical Sciences	139,939	489,390	348,807
Palmetto Poison Center	0	265,222	9,608
Pharmaceutical Sciences	0	766,338	0
Pharmacy - (Dean)	72,500	52,998	72,500
Pharmacy Practice	0	10,000	0
Total:	212,439	1,583,948	430,915
Provost, Office of the			
TRIO Programs	981,865	1,298,718	1,321,676
Total:	981,865	1,298,718	1,321,676
Public Health, Arnold School of			
Communication Sciences & Disorders	0	292,124	41,166
Environmental Health Sciences	817,360	1,322,975	2,020,323
Epidemiology & Biostatistics	1,644,921	2,680,676	1,986,382
Exercise Science	638,442	1,419,669	484,043
Health Promotion, Education & Behavior	629,762	786,541	660,417
Health Services & Policy Research, Center for	102,533	529,959	135,469
Health Services Policy and Management	241,002	1,197,745	1,021,855
Prevention Research Center	779,000	990,589	1,430,763
Public Health, Arnold School of - Dean	107,700	62,221	132,700
Research & Nutrition & Health Disparities, Center for	337,715	1,064,738	723,601
Total:	5,298,435	10,347,237	8,636,719
Research & Health Sciences, Vice President			
Research, Vice President for - (General)	584,346	0	544,346
Sponsored Awards Management	182,500	78,712	227,565
Total:	766,846	78,712	771,911
Senior & Regional Campuses			
USC Aiken	299,780	657,450	487,280
USC Beaufort	305,711	363,957	461,236
USC Lancaster	80,863	479,274	80,863
USC Salkehatchie	277,381	434,195	668,580
USC Sumter	268,286	0	268,286
USC Union	234,229	0	234,229
USC Upstate	268,986	549,119	817,997
Total:	1,735,236	2,483,995	3,018,471
Social Work, College of			
Families in Society, Institute for	0	682,559	0
Social Work, College of	134,905	275,282	388,944
Total:	134,905	957,841	388,944

Awards by Department

CAMPUS

Student Affairs, Division of

Student Health

Student Life

	CURRENT MONTH September FY2008 New Awards	YEAR TO DATE FY 2007 (July-September)	YEAR TO DATE FY 2008 (July-September)
	0	72,040	70,707
	0	0	0
Total:	0	72,040	70,707
Sub Total:	19,791,637	45,884,314	48,344,862
Report Total:	19,791,637	45,884,314	48,344,862

Sponsored Awards Management

FY2008 YTD - Awards by Source

	COM	FED	LOC	OTH	PHI	STA	Total
Total	1,061,874	39,097,539	141,722	999,904	4,398,198	2,645,625	48,344,862
Arts and Sciences, College of	221,191	13,599,163	44,210	911,856	154,632	119,997	15,051,049
Anthropology	0	0	0	0	3,200	0	3,200
Archaeology & Anthropology, SC	0	707,780	0	0	0	0	707,780
Art	0	0	0	0	0	20,000	20,000
Baruch Institute	0	1,151,185	0	0	0	-13,244	1,137,941
Biological Sciences	122,653	1,940,345	0	0	0	0	2,062,998
Chemistry & Biochemistry	41,338	3,164,941	0	0	110,932	0	3,317,211
COBRE: Center for Colon Cancer	0	693,595	0	0	0	0	693,595
Criminology & Criminal Justice,	0	0	0	0	0	8,500	8,500
Earth Sciences & Resources	0	49,189	0	0	0	0	49,189
Environment, School of the	0	564,258	0	0	0	0	564,258
Geography	0	372,405	0	0	0	8,934	381,339
Geological Sciences	25,200	1,680,539	0	840,000	0	0	2,545,739
History	0	0	0	0	0	6,424	6,424
Linguistics Program	0	0	0	0	0	22,689	22,689
Mathematics	0	295,255	0	0	0	0	295,255
Philosophy	0	0	0	0	24,000	0	24,000

	COM	FED	LOC	OTH	PHI	STA	Total
Physics & Astronomy	0	845,148	0	0	0	0	845,148
Political Science	0	201,524	30,210	0	0	0	231,734
Psychology	32,000	1,110,520	14,000	71,856	10,000	45,244	1,283,620
Public Service & Policy Research,	0	0	0	0	0	17,450	17,450
Religious Studies	0	0	0	0	500	0	500
Science Education, Center for	0	643,109	0	0	0	0	643,109
Sociology	0	5,009	0	0	0	0	5,009
Statistics	0	159,606	0	0	6,000	4,000	169,606
Theatre and Dance, Department	0	14,755	0	0	0	0	14,755
Business, Moore School of	0	348,000	0	0	0	77,000	425,000
Business, Moore School of -	0	348,000	0	0	0	0	348,000
Business, Moore School of -	0	0	0	0	0	77,000	77,000
Education, College of	0	3,542,920	5,000	0	17,053	1,269,762	4,834,735
Education	0	0	0	0	0	10,000	10,000
Education Leadership & Policies	0	0	5,000	0	0	6,000	11,000
Educational Studies, Department	0	1,156,908	0	0	1,007	318,000	1,475,915
Instruction & Teacher Education	0	1,395,894	0	0	10,106	328,444	1,734,444
Office of Program Evaluation	0	341,449	0	0	5,940	356,400	703,789
Physical Education	0	505,476	0	0	0	0	505,476
SC Educational Policy Center	0	143,193	0	0	0	100,000	243,193
School Improvement Council	0	0	0	0	0	150,918	150,918
Engineering & Computing, College o	469,905	3,536,475	13,820	0	92,867	112,500	4,225,567
Chemical Engineering	327,138	610,120	0	0	90,000	0	1,027,258

	COM	FED	LOC	OTH	PHI	STA	Total
Civil & Environmental Engineering	0	567,470	13,820	0	0	0	581,290
Computer Science & Engineering	0	258,504	0	0	0	0	258,504
Electrical Engineering	79,477	351,235	0	0	0	0	430,712
Mechanical Engineering	63,290	1,749,146	0	0	2,867	112,500	1,927,803
Honors College, South Carolina	0	4,935	0	0	0	0	4,935
Honors College, South Carolina	0	4,935	0	0	0	0	4,935
Hospitality, Retail & Sport Management	0	-1,250	0	0	8,998	0	7,748
Hotel, Restaurant & Tourism	0	30,000	0	0	8,998	0	38,998
Retailing, Department of	0	-31,250	0	0	0	0	-31,250
Law, School of	0	116,474	0	0	0	100,000	216,474
Law, School of	0	116,474	0	0	0	100,000	216,474
Mass Communications & Information Science	0	202,612	0	0	31,750	18,448	252,810
Journalism & Mass Communication	0	73,843	0	0	1,750	11,440	87,033
Library & Information Sciences, Department of	0	0	0	0	30,000	7,008	37,008
Mass Communications & Information Science	0	128,769	0	0	0	0	128,769
Medicine, School of	196,427	4,672,423	4,000	22,216	2,781,584	205,434	7,882,084
Cell & Developmental Biology & Neuroscience	0	1,431,575	0	0	130,000	0	1,561,575
Family & Preventive Medicine	0	449,414	0	0	330,343	37,500	817,257
Internal Medicine	9,211	205,438	0	20,000	742,584	0	977,233
Medicine, School of - (Dean)	0	0	0	0	38,475	0	38,475
Neuropsychiatry	31,849	65,000	0	0	257,475	15,787	370,111
Obstetrics & Gynecology	0	0	0	2,216	305,466	64,952	372,634
Ophthalmology	0	235,043	0	0	172,568	0	407,611
Orthopaedic Surgery	0	0	0	0	207,148	0	207,148

	COM	FED	LOC	OTH	PHI	STA	Total
Pathology & Microbiology	-37,372	489,618	0	0	0	0	452,246
Pediatrics	30,747	1,657,972	0	0	249,695	17,110	1,955,524
Pharmacology, Physiology &	161,992	74,461	0	0	0	0	236,453
Research & Special Projects	0	0	4,000	0	10,000	70,085	84,085
Surgery	0	63,902	0	0	337,830	0	401,732
Nursing, College of	0	496,537	0	0	308,580	0	805,117
Nursing	0	496,537	0	0	308,580	0	805,117
Pharmacy, SC College of	139,939	208,868	0	9,608	72,500	0	430,915
Basic Pharmaceutical Sciences	139,939	208,868	0	0	0	0	348,807
Palmetto Poison Center	0	0	0	9,608	0	0	9,608
Pharmacy - (Dean)	0	0	0	0	72,500	0	72,500
Provost, Office of the	0	1,321,676	0	0	0	0	1,321,676
TRIO Programs	0	1,321,676	0	0	0	0	1,321,676
Public Health, Arnold School of	17,250	8,146,841	19,392	44,000	298,167	111,069	8,636,719
Communication Sciences &	0	0	0	0	41,166	0	41,166
Environmental Health Sciences	0	2,020,323	0	0	0	0	2,020,323
Epidemiology & Biostatistics	0	1,920,190	0	0	1,884	64,308	1,986,382
Exercise Science	0	393,626	0	0	90,417	0	484,043
Health Promotion, Education &	0	715,585	5,392	28,000	-100,000	11,440	660,417
Health Services & Policy	0	135,469	0	0	0	0	135,469
Health Services Policy and	17,250	820,105	14,000	16,000	120,000	34,500	1,021,855
Prevention Research Center	0	1,430,763	0	0	0	0	1,430,763
Public Health, Arnold School of -	0	38,000	0	0	94,700	0	132,700
Research & Nutrition & Health	0	672,780	0	0	50,000	821	723,601

	COM	FED	LOC	OTH	PHI	STA	Total
Research & Health Sciences, Vice Pr	0	629,411	0	0	142,500	0	771,911
Research, Vice President for -	0	584,346	0	0	-40,000	0	544,346
Sponsored Awards Management	0	45,065	0	0	182,500	0	227,565
Senior & Regional Campuses	0	2,074,156	55,300	100	383,960	504,955	3,018,471
USC Aiken	0	7,500	50,000	0	25,000	404,780	487,280
USC Beaufort	0	265,711	5,000	0	90,350	100,175	461,236
USC Lancaster	0	80,863	0	0	0	0	80,863
USC Salkehatchie	0	425,970	0	0	242,610	0	668,580
USC Sumter	0	267,986	300	0	0	0	268,286
USC Union	0	234,229	0	0	0	0	234,229
USC Upstate	0	791,897	0	100	26,000	0	817,997
Social Work, College of	17,162	127,591	0	12,124	105,607	126,460	388,944
Social Work, College of	17,162	127,591	0	12,124	105,607	126,460	388,944
Student Affairs, Division of	0	70,707	0	0	0	0	70,707
Student Health	0	70,707	0	0	0	0	70,707

Sponsored Awards Management

FY2008 YTD - Awards by Purpose

	Equipment	GA Work Experience	Research	Service	Training	Total
Total	35,000	461,210	31,457,613	10,112,131	6,278,908	48,344,862
Arts and Sciences, College of	0	137,919	13,603,626	547,612	761,892	15,051,049
Anthropology	0	0	3,200	0	0	3,200
Archaeology & Anthropology, SC Institute of	0	0	707,780	0	0	707,780
Art	0	0	0	0	20,000	20,000
Baruch Institute	0	0	1,137,941	0	0	1,137,941
Biological Sciences	0	0	1,903,989	61,489	97,520	2,062,998
Chemistry & Biochemistry	0	6,162	3,277,243	33,806	0	3,317,211
COBRE: Center for Colon Cancer Research	0	0	693,595	0	0	693,595
Criminology & Criminal Justice, Department of	0	0	8,500	0	0	8,500
Earth Sciences & Resources Institute	0	0	49,189	0	0	49,189
Environment, School of the	0	0	452,258	112,000	0	564,258
Geography	0	8,934	372,405	0	0	381,339
Geological Sciences	0	0	2,495,539	50,200	0	2,545,739
History	0	6,424	0	0	0	6,424
Linguistics Program	0	22,689	0	0	0	22,689

	Equipment	GA Work Experience	Research	Service	Training	Total
Mathematics	0	0	295,255	0	0	295,255
Philosophy	0	0	24,000	0	0	24,000
Physics & Astronomy	0	0	845,148	0	0	845,148
Political Science	0	30,210	201,524	0	0	231,734
Psychology	0	63,500	954,695	248,862	16,563	1,283,620
Public Service & Policy Research, Institute for	0	0	6,250	11,200	0	17,450
Religious Studies	0	0	500	0	0	500
Science Education, Center for	0	0	0	15,300	627,809	643,109
Sociology	0	0	5,009	0	0	5,009
Statistics	0	0	169,606	0	0	169,606
Theatre and Dance, Department of	0	0	0	14,755	0	14,755
Business, Moore School of	0	0	425,000	0	0	425,000
Business, Moore School of - Dean's Office	0	0	348,000	0	0	348,000
Business, Moore School of - Division of Researc	0	0	77,000	0	0	77,000
Education, College of	0	1,007	2,651,474	629,702	1,552,552	4,834,735
Education	0	0	0	10,000	0	10,000
Education Leadership & Policies	0	0	0	11,000	0	11,000
Educational Studies, Department of	0	1,007	1,326,977	0	147,931	1,475,915
Instruction & Teacher Education	0	0	208,498	293,444	1,232,502	1,734,444
Office of Program Evaluation	0	0	367,330	164,340	172,119	703,789
Physical Education	0	0	505,476	0	0	505,476
SC Educational Policy Center	0	0	243,193	0	0	243,193
School Improvement Council Assistance	0	0	0	150,918	0	150,918

	Equipment	GA Work Experience	Research	Service	Training	Total
Engineering & Computing, College of	0	0	3,773,511	0	452,056	4,225,567
Chemical Engineering	0	0	1,027,258	0	0	1,027,258
Civil & Environmental Engineering	0	0	581,290	0	0	581,290
Computer Science & Engineering	0	0	258,504	0	0	258,504
Electrical Engineering	0	0	430,712	0	0	430,712
Mechanical Engineering	0	0	1,475,747	0	452,056	1,927,803
Honors College, South Carolina	0	4,935	0	0	0	4,935
Honors College, South Carolina	0	4,935	0	0	0	4,935
Hospitality, Retail & Sport Management, College of	0	0	-1,250	0	8,998	7,748
Hotel, Restaurant & Tourism Administration	0	0	30,000	0	8,998	38,998
Retailing, Department of	0	0	-31,250	0	0	-31,250
Law, School of	0	0	0	100,000	116,474	216,474
Law, School of	0	0	0	100,000	116,474	216,474
Mass Communications & Information Studies, Colle	0	20,198	128,769	30,000	73,843	252,810
Journalism & Mass Communications, School of	0	13,190	0	0	73,843	87,033
Library & Information Sciences, School of	0	7,008	0	30,000	0	37,008
Mass Communications & Information Studies, C	0	0	128,769	0	0	128,769
Medicine, School of	0	0	2,801,692	4,288,531	791,861	7,882,084
Cell & Developmental Biology & Anatomy	0	0	1,526,873	0	34,702	1,561,575
Family & Preventive Medicine	0	0	161,428	565,344	90,485	817,257
Internal Medicine	0	0	42,961	905,022	29,250	977,233
Medicine, School of - (Dean)	0	0	0	30,975	7,500	38,475
Neuropsychiatry	0	0	35,636	269,475	65,000	370,111

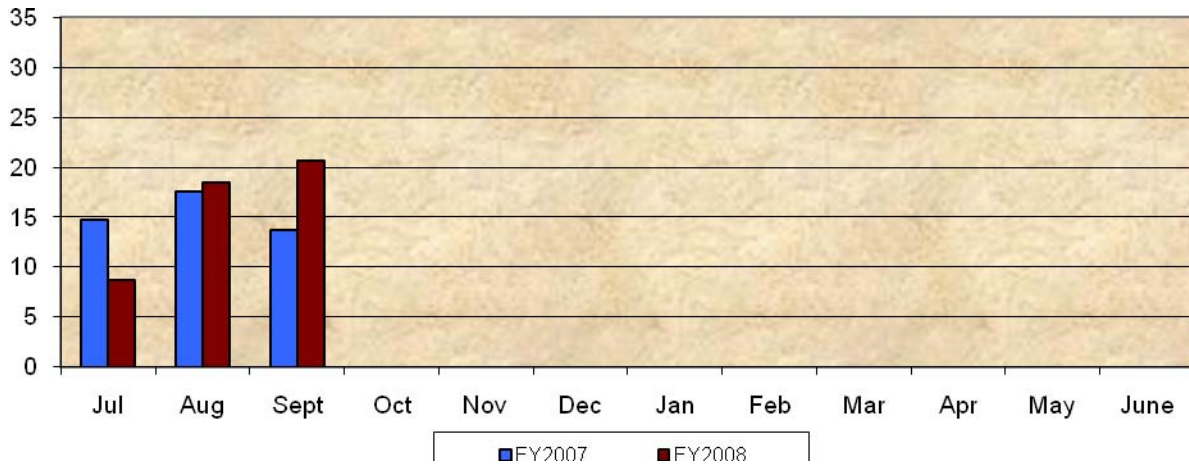
	Equipment	GA Work Experience	Research	Service	Training	Total
Obstetrics & Gynecology	0	0	2,216	370,418	0	372,634
Ophthalmology	0	0	235,043	172,568	0	407,611
Orthopaedic Surgery	0	0	0	207,148	0	207,148
Pathology & Microbiology	0	0	452,246	0	0	452,246
Pediatrics	0	0	84,628	1,355,666	515,230	1,955,524
Pharmacology, Physiology & Neuroscience	0	0	196,759	0	39,694	236,453
Research & Special Projects	0	0	0	74,085	10,000	84,085
Surgery	0	0	63,902	337,830	0	401,732
Nursing, College of	0	0	1,000	0	804,117	805,117
Nursing	0	0	1,000	0	804,117	805,117
Pharmacy, SC College of	0	0	358,415	72,500	0	430,915
Basic Pharmaceutical Sciences	0	0	348,807	0	0	348,807
Palmetto Poison Center	0	0	9,608	0	0	9,608
Pharmacy - (Dean)	0	0	0	72,500	0	72,500
Provost, Office of the	0	0	0	1,321,676	0	1,321,676
TRIO Programs	0	0	0	1,321,676	0	1,321,676
Public Health, Arnold School of	0	222,774	7,008,274	276,616	1,129,055	8,636,719
Communication Sciences & Disorders	0	0	0	0	41,166	41,166
Environmental Health Sciences	0	0	1,009,247	0	1,011,076	2,020,323
Epidemiology & Biostatistics	0	66,192	1,881,377	0	38,813	1,986,382
Exercise Science	0	0	484,043	0	0	484,043
Health Promotion, Education & Behavior	0	44,832	438,015	177,570	0	660,417
Health Services & Policy Research, Center for	0	0	133,400	2,069	0	135,469

	Equipment	GA Work Experience	Research	Service	Training	Total
Health Services Policy and Management	0	111,750	910,105	0	0	1,021,855
Prevention Research Center	0	0	1,430,763	0	0	1,430,763
Public Health, Arnold School of - Dean	0	0	0	94,700	38,000	132,700
Research & Nutrition & Health Disparities, Cente	0	0	721,324	2,277	0	723,601
Research & Health Sciences, Vice President	0	0	589,411	182,500	0	771,911
Research, Vice President for - (General)	0	0	544,346	0	0	544,346
Sponsored Awards Management	0	0	45,065	182,500	0	227,565
Senior & Regional Campuses	35,000	0	20,100	2,446,018	517,353	3,018,471
USC Aiken	0	0	0	487,280	0	487,280
USC Beaufort	35,000	0	10,000	416,236	0	461,236
USC Lancaster	0	0	0	80,863	0	80,863
USC Salkehatchie	0	0	0	474,820	193,760	668,580
USC Sumter	0	0	0	268,286	0	268,286
USC Union	0	0	0	234,229	0	234,229
USC Upstate	0	0	10,100	484,304	323,593	817,997
Social Work, College of	0	74,377	97,591	216,976	0	388,944
Social Work, College of	0	74,377	97,591	216,976	0	388,944
Student Affairs, Division of	0	0	0	0	70,707	70,707
Student Health	0	0	0	0	70,707	70,707

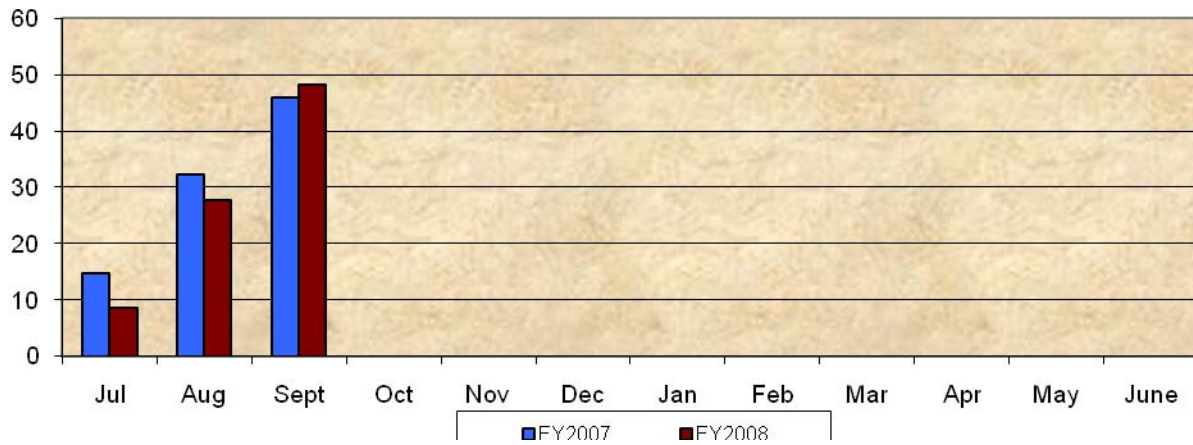
Funding Agency Comparison Report Year-To-Date - September - FY2008

	<u>FY2007</u>	<u>FY2008</u>	<u>% CHG</u>
NIH Awards	\$10,428,867	\$8,776,315	(15.8)
Dept. Of Education Awards	\$5,318,645	\$5,269,205	(0.9)
Dept. Of Defense Awards	\$372,609	\$2,689,091	621.7
NSF Awards	\$5,271,095	\$9,530,633	80.8
Non Profit Awards	\$5,893,625	\$5,398,102	(8.4)
State and Municipalities Awards	\$2,701,640	\$2,787,347	3.2
Dept. Of Energy Awards	\$576,582	\$614,484	6.6
Business and Industry Awards	\$915,259	\$1,061,874	16.0

Amounts Awarded (In millions of dollars)



Cumulative Amounts Awarded (In millions of dollars)



Proposals by Department

<u>CAMPUS</u>	CURRENT MONTH September FY2008		YEAR TO DATE FY 2007 (July-Sept.)		YEAR TO DATE FY 2008 (July-Sept.)	
Arts and Sciences, College of						
African-American Studies Program	0	0	1	20,000	0	0
Anthropology	0	0	1	295,042	0	0
Archaeology & Anthropology, SC Institute of	5	662,693	5	1,046,188	9	831,856
Art	0	0	1	100,000	1	20,000
Baruch Institute	9	920,765	8	722,801	15	1,578,647
Biological Sciences	5	172,869	20	2,358,215	17	1,944,121
Chemistry & Biochemistry	6	276,162	24	3,135,044	31	4,256,634
COBRE: Center for Colon Cancer Research	0	0	1	1,500,000	1	200,000
Criminology & Criminal Justice, Department of	0	0	3	62,497	1	8,500
Earth Sciences & Resources Institute	0	0	2	53,019	1	49,144
English	2	46,424	1	25,000	3	72,334
Environment, School of the	0	0	0	0	1	23,500
Geography	1	122,778	10	719,200	9	3,331,193
Geological Sciences	2	50,935	16	3,792,503	11	1,395,211
History	0	0	8	181,082	4	66,944
Linguistics Program	0	0	1	20,000	0	0
Mathematics	3	326,041	4	418,752	7	618,665
Philosophy	0	0	1	130,730	1	24,000
Physics & Astronomy	2	535,983	5	357,833	2	535,983
Political Science	0	0	4	25,219	5	234,891
Psychology	4	341,426	22	1,852,797	19	2,019,010
Public Service & Policy Research, Institute for	1	18,850	1	37,192	1	18,850
Religious Studies	0	0	1	4,000	1	250
Science Education, Center for	0	0	2	280,854	2	45,300
Sociology	0	0	2	176,624	0	0
Statistics	1	9,900	7	181,296	3	106,843
Women's Studies	0	0	0	0	1	31,062
Total:	41	3,484,826	151	17,495,888	146	17,412,938
Business & Finance						
Recycling & Waste Management	0	0	0	0	1	24,850
Total:	0	0	0	0	1	24,850
Business, Moore School of						
Business, Moore School of - Dean's Office	0	0	2	53,057	1	0
Business, Moore School of - Division of Research	0	0	0	0	2	98,458
Small Business Development Center	0	0	0	0	2	1,207,865
Total:	0	0	2	53,057	5	1,306,323

Proposals by Department

<u>CAMPUS</u>	CURRENT MONTH September FY2008		YEAR TO DATE FY 2007 (July-Sept.)		YEAR TO DATE FY 2008 (July-Sept.)	
Education, College of						
Education	0	0	0	0	1	10,000
Education Leadership & Policies	0	0	4	89,609	3	182,372
Educational Studies, Department of	4	200,823	6	583,462	5	201,830
Instruction & Teacher Education	4	105,068	4	393,891	8	293,645
Office of Program Evaluation	0	0	2	96,000	6	362,600
Physical Education	1	32,149	3	152,000	2	562,622
SC Educational Policy Center	0	0	1	100,000	1	100,000
Total:	9	338,040	20	1,414,962	26	1,713,069
Engineering & Computing, College of						
Chemical Engineering	14	3,292,565	24	3,648,150	26	4,193,930
Civil & Environmental Engineering	5	166,467	10	613,160	13	912,520
Computer Science & Engineering	2	143,167	8	831,270	7	741,567
Electrical Engineering	4	369,844	17	3,472,796	12	1,227,883
Mechanical Engineering	2	99,733	17	940,850	12	2,028,881
SC Alliance for Minority Participation (SCAMP)	1	184,000	1	88,769	1	184,000
Total:	28	4,255,776	77	9,594,995	71	9,288,781
Equal Opportunity Programs						
Equal Opportunity Programs	0	0	1	56,953	0	0
Total:	0	0	1	56,953	0	0
Honors College, South Carolina						
Honors College, South Carolina	0	0	1	7,676	1	4,194
Total:	0	0	1	7,676	1	4,194
Hospitality, Retail & Sport Management, College of						
Hotel, Restaurant & Tourism Administration	0	0	3	369,828	4	177,036
Retailing, Department of	0	0	0	0	2	21,005
Total:	0	0	3	369,828	6	198,041
Law, School of						
Law, School of	0	0	1	162,078	0	0
Total:	0	0	1	162,078	0	0
Mass Communications & Information Studies, College						
Journalism & Mass Communications, School of	2	16,631	5	138,587	4	101,914
Library & Information Sciences, School of	0	0	1	6,431	2	37,008
Mass Communications & Information Studies, College of	0	0	1	42,000	0	0
Total:	2	16,631	7	187,018	6	138,922

Proposals by Department

<u>CAMPUS</u>	CURRENT MONTH September FY2008		YEAR TO DATE FY 2007 (July-Sept.)		YEAR TO DATE FY 2008 (July-Sept.)	
Medicine, School of						
Cell & Developmental Biology & Anatomy	2	101,705	2	108,200	9	1,232,034
Family & Preventive Medicine	2	161,684	3	563,536	6	926,816
Health & Safety	0	0	0	0	1	25,000
Internal Medicine	5	460,522	1	128,350	10	844,001
Medicine, School of - (Dean)	0	0	1	584,622	0	0
Neuropsychiatry	0	0	4	126,089	3	183,787
Obstetrics & Gynecology	0	0	2	331,336	1	64,952
Ophthalmology	1	165,000	4	679,718	2	331,766
Pathology & Microbiology	4	1,071,400	10	1,968,947	4	1,071,400
Pediatrics	6	2,244,573	9	3,502,477	9	2,652,249
Pharmacology, Physiology & Neuroscience	0	0	6	1,220,205	8	1,615,996
Research & Special Projects	1	3,935	2	54,000	5	157,925
Surgery	1	110,608	0	0	1	110,608
Total:	22	4,319,427	44	9,267,480	59	9,216,534
Music, School of						
Music, School of	0	0	1	92,881	0	0
Total:	0	0	1	92,881	0	0
Nursing, College of						
Nursing	3	239,759	5	1,084,720	6	569,698
Total:	3	239,759	5	1,084,720	6	569,698
Pharmacy, SC College of						
Basic Pharmaceutical Sciences	1	310,387	5	784,810	3	810,387
Palmetto Poison Center	1	203,130	3	477,516	1	203,130
Pharmaceutical Sciences	0	0	3	633,558	0	0
Pharmacy - (Dean)	1	72,500	0	0	1	72,500
Total:	3	586,017	11	1,895,884	5	1,086,017

Proposals by Department

<u>CAMPUS</u>	CURRENT MONTH September FY2008		YEAR TO DATE FY 2007 (July-Sept.)		YEAR TO DATE FY 2008 (July-Sept.)	
Public Health, Arnold School of						
Communication Sciences & Disorders	1	3,650	7	961,362	2	29,817
Environmental Health Sciences	2	134,660	4	337,645	6	1,401,749
Epidemiology & Biostatistics	5	239,107	19	2,682,579	20	1,331,883
Exercise Science	1	50,101	5	582,586	7	1,356,664
Health Promotion, Education & Behavior	6	96,068	13	435,751	11	248,243
Health Services & Policy Research, Center for	0	0	5	80,122	3	59,458
Health Services Policy and Management	14	1,195,454	18	593,376	22	1,366,625
Prevention Research Center	0	0	0	0	1	123,000
Public Health, Arnold School of - Dean	0	0	2	143,566	2	38,000
Research & Nutrition & Health Disparities, Center for	0	0	5	142,722	1	22,707
Total:	29	1,719,040	78	5,959,709	75	5,978,146
Research & Health Sciences, Vice President						
Families in Society, Institute for	1	168,667	2	227,600	2	384,667
Health Disparities, Institute for	0	0	1	1,497,351	0	0
NanoCenter	0	0	1	61,465	0	0
Research, Vice President for - (General)	1	285,048	0	0	1	285,048
Total:	2	453,715	4	1,786,416	3	669,715
Social Work, College of						
Social Work, College of	4	136,530	31	603,912	21	371,393
Total:	4	136,530	31	603,912	21	371,393
Student Affairs, Division of						
Student Health	1	9,700	0	0	2	17,700
Total:	1	9,700	0	0	2	17,700
USC Aiken						
USC Aiken	2	299,780	5	480,392	3	332,628
Total:	2	299,780	5	480,392	3	332,628
USC Beaufort						
USC Beaufort	4	748,949	2	348,136	7	804,299
Total:	4	748,949	2	348,136	7	804,299
USC Lancaster						
USC Lancaster	3	212,073	1	500	4	213,873
Total:	3	212,073	1	500	4	213,873
USC Salkehatchie						
USC Salkehatchie	2	60,550	6	843,122	7	609,790
Total:	2	60,550	6	843,122	7	609,790

Proposals by Department

CAMPUS

		CURRENT MONTH		YEAR TO DATE		YEAR TO DATE	
		September FY2008		FY 2007		FY 2008	
				(July-Sept.)		(July-Sept.)	
USC Sumter							
USC Sumter		2	4,800	2	4,538	3	5,100
	Total:	2	4,800	2	4,538	3	5,100
USC Upstate							
USC Upstate		3	124,581	6	637,353	6	213,971
	Total:	3	124,581	6	637,353	6	213,971
Report Total:		160	17,010,194	459	52,347,498	463	50,175,982