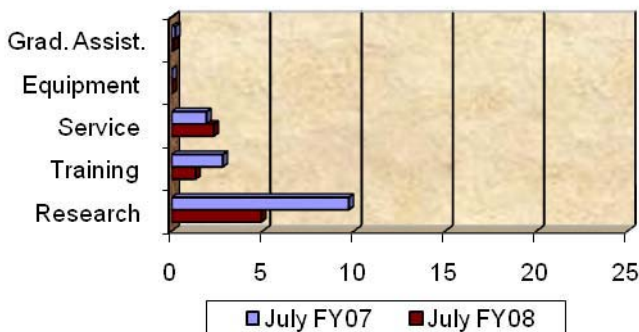


Sponsored Awards Management (SAM)


Monthly Report Summary - July 2008

SAM ACTIVITY	July FY2008 New Awards	YTD FY2007 (July)	YTD FY2008 (July)	YTD % Change
Award Totals (FY2008)	8,139,533	14,667,501	8,687,147	(40.8)
Source				
Federal	5,980,266	11,187,126	5,712,753	(48.9)
Private	1,189,738	2,853,866	2,004,865	(29.7)
State/Local	969,529	626,509	969,529	54.8
Purpose				
Research	5,227,948	9,732,686	4,929,063	(49.4)
Public Service	2,911,585	4,934,815	3,758,084	(23.8)
Sponsors				
NIH	1,245,382	5,766,734	1,245,382	(78.4)
HHS (excludes nih)	1,177,008	1,231,571	914,103	(25.8)
NSF	1,909,187	1,973,416	1,909,187	(3.3)
Proposals				
Submissions	157	156	157	0.6
Dollars Requested	21,643,698	20,567,932	21,643,698	5.2
Expenditures				
Research Direct	5,864,127	5,342,210	5,864,127	9.8
Research IDC	2,360,932	2,066,428	2,360,932	14.2
Notable Areas				
Health Science Colleges	2,383,392	7,223,576	2,935,614	(59.4)
Arts and Sciences	3,209,964	4,124,263	3,209,964	(22.2)
Education	1,016,568	377,644	1,016,568	169.2
Engineering & Computing	755,808	977,748	751,200	(23.2)
Senior and Regional Campuses	304,285	1,079,636	304,285	(71.8)

Summary by Purpose



Summary by Source



Amounts Received (In millions of dollars)

Awards by Department

<u>CAMPUS</u>	CURRENT MONTH July FY2008 New Awards	YEAR TO DATE FY 2007 (July)	YEAR TO DATE FY 2008 (July)
Arts and Sciences, College of			
Archaeology & Anthropology, SC Institute of	282,000	0	282,000
Baruch Institute	83,313	0	83,313
Biological Sciences	238,542	1,557,817	238,542
Chemistry & Biochemistry	1,039,915	847,216	1,039,915
COBRE: Center for Colon Cancer Research	0	1,150,672	0
Earth Sciences & Resources Institute	0	15,000	0
Geography	264,269	54,247	264,269
Geological Sciences	498,572	11,400	498,572
History	0	120,000	0
Linguistics Program	2,689	0	2,689
Mathematics	115,440	122,781	115,440
Philosophy	24,000	0	24,000
Physics & Astronomy	400,000	254,330	400,000
Political Science	0	15,591	0
Psychology	200,274	90,000	200,274
Public Service & Policy Research, Institute for	17,450	-164,516	17,450
Religious Studies	500	0	500
Science Education, Center for	30,000	0	30,000
Statistics	13,000	49,725	13,000
Total:	3,209,964	4,124,263	3,209,964
Education, College of			
Education	0	2,342	0
Education Leadership & Policies	6,000	91,895	6,000
Educational Studies, Department of	0	37,352	0
Instruction & Teacher Education	525,910	90,055	525,910
Office of Program Evaluation	233,740	0	233,740
Physical Education	0	56,000	0
SC Educational Policy Center	100,000	100,000	100,000
School Improvement Council Assistance	150,918	0	150,918
Total:	1,016,568	377,644	1,016,568
Engineering & Computing, College of			
Chemical Engineering	296,600	797,362	291,992
Civil & Environmental Engineering	13,820	85,314	13,820
Computer Science & Engineering	258,504	34,709	258,504
Electrical Engineering	79,477	11,163	79,477
Engineering & Computing, College of	0	16,200	0
Mechanical Engineering	107,407	33,000	107,407
Total:	755,808	977,748	751,200
Hospitality, Retail & Sport Management, College of			
Hotel, Restaurant & Tourism Administration	8,998	0	8,998
Total:	8,998	0	8,998

Awards by Department

<u>CAMPUS</u>	CURRENT MONTH July FY2008 New Awards	YEAR TO DATE FY 2007 (July)	YEAR TO DATE FY 2008 (July)
Law, School of			
Law, School of	0	50,000	0
Total:	0	50,000	0
Mass Communications & Information Studies, College			
Journalism & Mass Communications, School of	0	28,969	0
Library & Information Sciences, School of	0	720,665	0
Total:	0	749,634	0
Medicine, School of			
Cell & Developmental Biology & Anatomy	578,184	338,003	578,184
Family & Preventive Medicine	207,501	161,493	318,405
Internal Medicine	161,808	353,712	381,960
Medicine, School of - (Dean)	7,500	34,576	9,766
Neuropsychiatry	22,368	452,258	105,896
Obstetrics & Gynecology	1,980	83,030	109,312
Ophthalmology	0	-114,446	57,518
Orthopaedic Surgery	0	62,271	69,050
Pathology & Microbiology	0	847,803	-37,372
Pediatrics	238,662	267,672	321,690
Pharmacology, Physiology & Neuroscience	28,603	249,205	28,603
Research & Special Projects	0	67,550	0
Surgery	0	108,397	112,721
Total:	1,246,606	2,911,524	2,055,733
Nursing, College of			
Nursing	621,917	449,321	621,917
Total:	621,917	449,321	621,917
Pharmacy, SC College of			
Basic Pharmaceutical Sciences	31,500	268,928	31,500
Pharmaceutical Sciences	0	242,367	0
Pharmacy - (Dean)	0	0	0
Total:	31,500	511,295	31,500
Provost, Office of the			
TRIO Programs	339,811	0	339,811
Total:	339,811	0	339,811

Awards by Department

<u>CAMPUS</u>	CURRENT MONTH July FY2008 New Awards	YEAR TO DATE FY 2007 (July)	YEAR TO DATE FY 2008 (July)
Public Health, Arnold School of			
Communication Sciences & Disorders	26,166	524	26,166
Environmental Health Sciences	23,865	66,419	23,865
Epidemiology & Biostatistics	71,244	228,309	71,244
Exercise Science	72,506	916,985	-184,399
Health Promotion, Education & Behavior	0	0	-118,205
Health Services & Policy Research, Center for	0	2,469	0
Health Services Policy and Management	31,150	534,064	149,355
Prevention Research Center	171,984	0	171,984
Research & Nutrition & Health Disparities, Center for	60,850	873,595	60,850
Total:	457,765	2,622,365	200,860
Research & Health Sciences, Vice President			
Sponsored Awards Management	50,000	85,000	50,000
Total:	50,000	85,000	50,000
Senior & Regional Campuses			
USC Aiken	0	50,902	0
USC Beaufort	100,525	0	100,525
USC Lancaster	10,000	479,274	10,000
USC Salkehatchie	193,760	60,000	193,760
USC Upstate	0	489,460	0
Total:	304,285	1,079,636	304,285
Social Work, College of			
Families in Society, Institute for	0	650,856	0
Social Work, College of	25,604	78,215	25,604
Total:	25,604	729,071	25,604
Student Affairs, Division of			
Student Health	70,707	0	70,707
Total:	70,707	0	70,707
Sub Total:	8,139,533	14,667,501	8,687,147
Report Total:	8,139,533	14,667,501	8,687,147

Sponsored Awards Management

FY2008 YTD - Awards by Source

	COM	FED	LOC	OTH	PHI	STA	Total
Total	315,223	5,712,753	13,820	61,348	1,628,294	955,709	8,687,147
Arts and Sciences, College of	30,958	3,049,079	0	57,356	37,432	35,139	3,209,964
Archaeology & Anthropology, SC	0	282,000	0	0	0	0	282,000
Baruch Institute	0	83,313	0	0	0	0	83,313
Biological Sciences	0	238,542	0	0	0	0	238,542
Chemistry & Biochemistry	12,958	1,014,025	0	0	12,932	0	1,039,915
Geography	0	264,269	0	0	0	0	264,269
Geological Sciences	0	498,572	0	0	0	0	498,572
Linguistics Program	0	0	0	0	0	2,689	2,689
Mathematics	0	115,440	0	0	0	0	115,440
Philosophy	0	0	0	0	24,000	0	24,000
Physics & Astronomy	0	400,000	0	0	0	0	400,000
Psychology	18,000	109,918	0	57,356	0	15,000	200,274
Public Service & Policy Research, ...	0	0	0	0	0	17,450	17,450
Religious Studies	0	0	0	0	500	0	500
Science Education, Center for	0	30,000	0	0	0	0	30,000
Statistics	0	13,000	0	0	0	0	13,000
Education, College of	0	217,466	0	0	5,940	793,162	1,016,568

	COM	FED	LOC	OTH	PHI	STA	Total
Education Leadership & Policies	0	0	0	0	0	6,000	6,000
Instruction & Teacher Education	0	217,466	0	0	0	308,444	525,910
Office of Program Evaluation	0	0	0	0	5,940	227,800	233,740
SC Educational Policy Center	0	0	0	0	0	100,000	100,000
School Improvement Council	0	0	0	0	0	150,918	150,918
Engineering & Computing, College of	274,017	460,496	13,820	0	2,867	0	751,200
Chemical Engineering	140,000	151,992	0	0	0	0	291,992
Civil & Environmental Engineering	0	0	13,820	0	0	0	13,820
Computer Science & Engineering	0	258,504	0	0	0	0	258,504
Electrical Engineering	79,477	0	0	0	0	0	79,477
Mechanical Engineering	54,540	50,000	0	0	2,867	0	107,407
Hospitality, Retail & Sport Management	0	0	0	0	8,998	0	8,998
Hotel, Restaurant & Tourism	0	0	0	0	8,998	0	8,998
Medicine, School of	4,486	1,023,518	0	1,980	1,003,749	22,000	2,055,733
Cell & Developmental Biology & Neuroscience	0	448,184	0	0	130,000	0	578,184
Family & Preventive Medicine	0	197,501	0	0	110,904	10,000	318,405
Internal Medicine	9,808	132,250	0	0	239,902	0	381,960
Medicine, School of - (Dean)	0	0	0	0	9,766	0	9,766
Neuropsychiatry	10,368	0	0	0	83,528	12,000	105,896
Obstetrics & Gynecology	0	0	0	1,980	107,332	0	109,312
Ophthalmology	0	0	0	0	57,518	0	57,518
Orthopaedic Surgery	0	0	0	0	69,050	0	69,050
Pathology & Microbiology	-37,372	0	0	0	0	0	-37,372

	COM	FED	LOC	OTH	PHI	STA	Total
Pediatrics	21,682	216,980	0	0	83,028	0	321,690
Pharmacology, Physiology & Surgery	0	28,603	0	0	0	0	28,603
	0	0	0	0	112,721	0	112,721
Nursing, College of	0	314,337	0	0	307,580	0	621,917
Nursing	0	314,337	0	0	307,580	0	621,917
Pharmacy, SC College of	0	31,500	0	0	0	0	31,500
Basic Pharmaceutical Sciences	0	31,500	0	0	0	0	31,500
Provost, Office of the	0	339,811	0	0	0	0	339,811
TRIO Programs	0	339,811	0	0	0	0	339,811
Public Health, Arnold School of	3,750	145,839	0	0	48,050	3,221	200,860
Communication Sciences & Environmental Health Sciences	0	0	0	0	26,166	0	26,166
	0	23,865	0	0	0	0	23,865
Epidemiology & Biostatistics	0	69,360	0	0	1,884	0	71,244
Exercise Science	0	-184,399	0	0	0	0	-184,399
Health Promotion, Education & Health Services Policy and Prevention Research Center	0	-118,205	0	0	0	0	-118,205
	3,750	123,205	0	0	20,000	2,400	149,355
Research & Nutrition & Health	0	171,984	0	0	0	0	171,984
Research & Health Sciences, Vice Pr	0	50,000	0	0	0	821	60,850
Sponsored Awards Management	0	50,000	0	0	0	0	50,000
Senior & Regional Campuses	0	10,000	0	0	194,110	100,175	304,285
USC Beaufort	0	0	0	0	350	100,175	100,525
USC Lancaster	0	10,000	0	0	0	0	10,000
USC Salkehatchie	0	0	0	0	193,760	0	193,760

	COM	FED	LOC	OTH	PHI	STA	Total
Social Work, College of	2,012	0	0	2,012	19,568	2,012	25,604
Social Work, College of	2,012	0	0	2,012	19,568	2,012	25,604
Student Affairs, Division of	0	70,707	0	0	0	0	70,707
Student Health	0	70,707	0	0	0	0	70,707

Sponsored Awards Management

FY2008 YTD - Awards by Purpose

	GA Work Experience	Research	Service	Training	Total
Total	79,327	4,929,063	2,334,312	1,344,445	8,687,147
Arts and Sciences, College of	20,689	3,105,622	37,090	46,563	3,209,964
Archaeology & Anthropology, SC Institute of	0	282,000	0	0	282,000
Baruch Institute	0	83,313	0	0	83,313
Biological Sciences	0	238,542	0	0	238,542
Chemistry & Biochemistry	0	1,014,025	25,890	0	1,039,915
Geography	0	264,269	0	0	264,269
Geological Sciences	0	498,572	0	0	498,572
Linguistics Program	2,689	0	0	0	2,689
Mathematics	0	115,440	0	0	115,440
Philosophy	0	24,000	0	0	24,000
Physics & Astronomy	0	400,000	0	0	400,000
Psychology	18,000	165,711	0	16,563	200,274
Public Service & Policy Research, Institute for	0	6,250	11,200	0	17,450
Religious Studies	0	500	0	0	500
Science Education, Center for	0	0	0	30,000	30,000

	GA Work Experience	Research	Service	Training	Total
Statistics	0	13,000	0	0	13,000
Education, College of	0	298,000	481,102	237,466	1,016,568
Education Leadership & Policies	0	0	6,000	0	6,000
Instruction & Teacher Education	0	0	288,444	237,466	525,910
Office of Program Evaluation	0	198,000	35,740	0	233,740
SC Educational Policy Center	0	100,000	0	0	100,000
School Improvement Council Assistance	0	0	150,918	0	150,918
Engineering & Computing, College of	0	751,200	0	0	751,200
Chemical Engineering	0	291,992	0	0	291,992
Civil & Environmental Engineering	0	13,820	0	0	13,820
Computer Science & Engineering	0	258,504	0	0	258,504
Electrical Engineering	0	79,477	0	0	79,477
Mechanical Engineering	0	107,407	0	0	107,407
Hospitality, Retail & Sport Management, College of	0	0	0	8,998	8,998
Hotel, Restaurant & Tourism Administration	0	0	0	8,998	8,998
Medicine, School of	0	589,894	1,365,784	100,055	2,055,733
Cell & Developmental Biology & Anatomy	0	543,482	0	34,702	578,184
Family & Preventive Medicine	0	0	318,405	0	318,405
Internal Medicine	0	23,558	329,152	29,250	381,960
Medicine, School of - (Dean)	0	0	2,266	7,500	9,766
Neuropsychiatry	0	10,368	95,528	0	105,896
Obstetrics & Gynecology	0	1,980	107,332	0	109,312
Ophthalmology	0	0	57,518	0	57,518

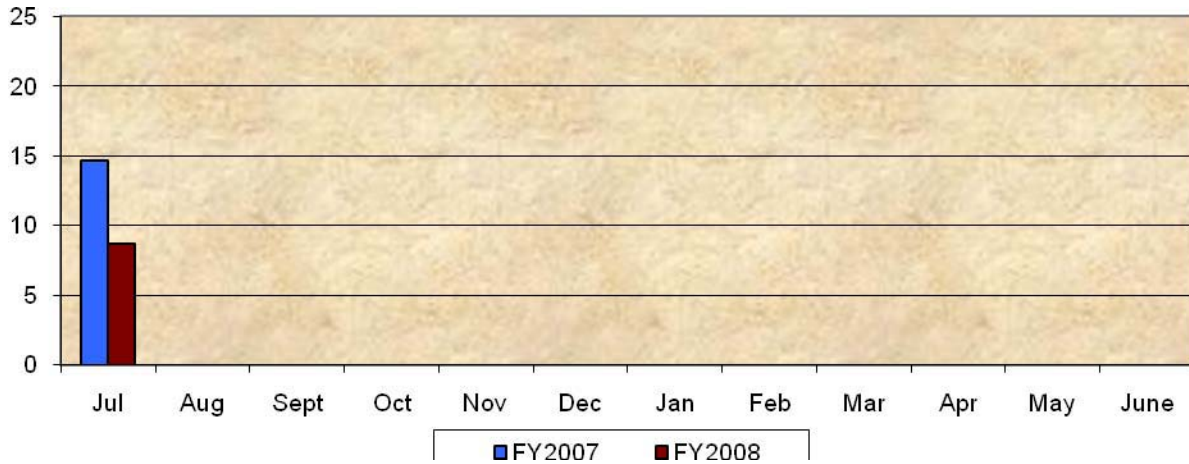
	GA Work Experience	Research	Service	Training	Total
Orthopaedic Surgery	0	0	69,050	0	69,050
Pathology & Microbiology	0	-37,372	0	0	-37,372
Pediatrics	0	47,878	273,812	0	321,690
Pharmacology, Physiology & Neuroscience	0	0	0	28,603	28,603
Surgery	0	0	112,721	0	112,721
Nursing, College of	0	0	0	621,917	621,917
Nursing	0	0	0	621,917	621,917
Pharmacy, SC College of	0	31,500	0	0	31,500
Basic Pharmaceutical Sciences	0	31,500	0	0	31,500
Provost, Office of the	0	0	339,811	0	339,811
TRIO Programs	0	0	339,811	0	339,811
Public Health, Arnold School of	33,034	102,847	0	64,979	200,860
Communication Sciences & Disorders	0	0	0	26,166	26,166
Environmental Health Sciences	0	23,865	0	0	23,865
Epidemiology & Biostatistics	1,884	30,547	0	38,813	71,244
Exercise Science	0	-184,399	0	0	-184,399
Health Promotion, Education & Behavior	0	-118,205	0	0	-118,205
Health Services Policy and Management	31,150	118,205	0	0	149,355
Prevention Research Center	0	171,984	0	0	171,984
Research & Nutrition & Health Disparities, Cente	0	60,850	0	0	60,850
Research & Health Sciences, Vice President	0	50,000	0	0	50,000
Sponsored Awards Management	0	50,000	0	0	50,000
Senior & Regional Campuses	0	0	110,525	193,760	304,285

	GA Work Experience	Research	Service	Training	Total
USC Beaufort	0	0	100,525	0	100,525
USC Lancaster	0	0	10,000	0	10,000
USC Salkehatchie	0	0	0	193,760	193,760
Social Work, College of	25,604	0	0	0	25,604
Social Work, College of	25,604	0	0	0	25,604
Student Affairs, Division of	0	0	0	70,707	70,707
Student Health	0	0	0	70,707	70,707

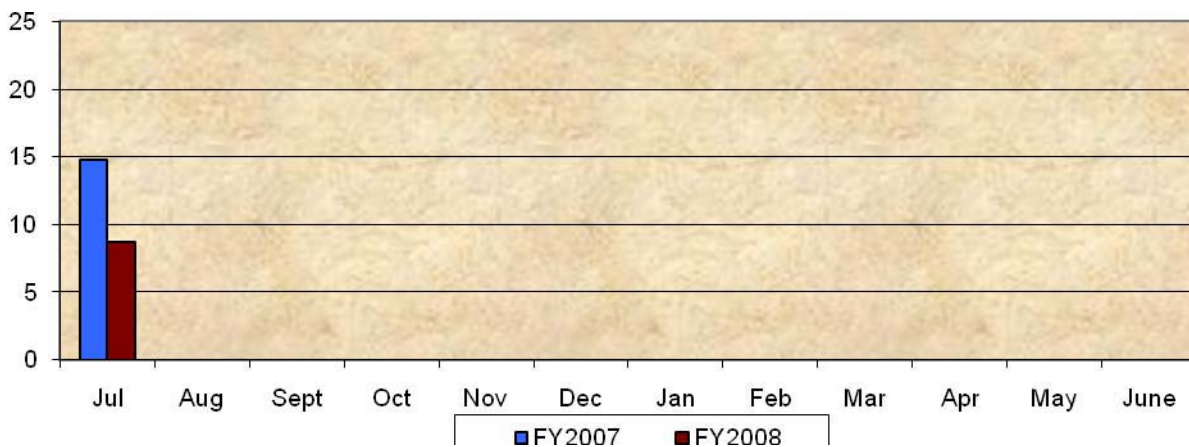
Funding Agency Comparison Report Year-To-Date - July - FY2008

	<u>FY2007</u>	<u>FY2008</u>	<u>% CHG</u>
NIH Awards	\$5,766,734	\$1,245,382	(78.4)
Dept. Of Education Awards	\$787,057	\$429,811	(45.4)
Dept. Of Defense Awards	\$11,163	\$302,506	2609.9
NSF Awards	\$1,973,416	\$1,909,187	(3.3)
Non Profit Awards	\$2,661,265	\$1,689,642	(36.5)
State and Municipalities Awards	\$626,509	\$969,529	54.8
Dept. Of Energy Awards	\$315,138	\$155,392	(50.7)
Business and Industry Awards	\$192,601	\$315,223	63.7

Amounts Awarded (In millions of dollars)



Cumulative Amounts Awarded (In millions of dollars)



Proposals by Department

<u>CAMPUS</u>	CURRENT MONTH July FY2007		YEAR TO DATE FY 2006 (July)		YEAR TO DATE FY 2007 (July)	
Arts and Sciences, College of						
Archaeology & Anthropology, SC Institute of	1	122,000	0	0	1	122,000
Baruch Institute	3	566,684	4	363,138	3	566,684
Biological Sciences	7	1,024,425	9	1,173,949	7	1,024,425
Chemistry & Biochemistry	13	2,462,947	6	1,483,135	13	2,462,947
COBRE: Center for Colon Cancer Research	1	200,000	0	0	1	200,000
Criminology & Criminal Justice, Department of	1	8,500	1	29,197	1	8,500
English	1	25,910	0	0	1	25,910
Environment, School of the	1	23,500	0	0	1	23,500
Geography	4	3,126,661	0	0	4	3,126,661
Geological Sciences	3	501,170	6	410,766	3	501,170
History	0	0	5	144,844	0	0
Mathematics	1	166,667	0	0	1	166,667
Philosophy	1	24,000	0	0	1	24,000
Physics & Astronomy	0	0	2	44,733	0	0
Political Science	0	0	3	15,591	0	0
Psychology	10	1,615,584	9	1,080,837	10	1,615,584
Religious Studies	1	250	1	4,000	1	250
Science Education, Center for	1	30,000	1	265,554	1	30,000
Statistics	2	96,943	1	50,000	2	96,943
Total:	51	9,995,241	48	5,065,744	51	9,995,241
Business & Finance						
Recycling & Waste Management	1	24,850	0	0	1	24,850
Total:	1	24,850	0	0	1	24,850
Business, Moore School of						
Business, Moore School of - Division of Research	2	98,458	0	0	2	98,458
Small Business Development Center	1	88,602	0	0	1	88,602
Total:	3	187,060	0	0	3	187,060
Education, College of						
Education Leadership & Policies	1	5,000	1	12,575	1	5,000
Educational Studies, Department of	0	0	1	199,342	0	0
Instruction & Teacher Education	4	188,577	2	193,491	4	188,577
Office of Program Evaluation	1	198,000	0	0	1	198,000
Physical Education	1	530,473	3	152,000	1	530,473
SC Educational Policy Center	1	100,000	1	100,000	1	100,000
Total:	8	1,022,050	8	657,408	8	1,022,050

Proposals by Department

<u>CAMPUS</u>	CURRENT MONTH July FY2007		YEAR TO DATE FY 2006 (July)		YEAR TO DATE FY 2007 (July)	
Engineering & Computing, College of						
Chemical Engineering	5	515,451	5	304,067	5	515,451
Civil & Environmental Engineering	6	678,113	4	435,644	6	678,113
Computer Science & Engineering	4	529,297	4	437,152	4	529,297
Electrical Engineering	8	858,039	9	2,111,227	8	858,039
Mechanical Engineering	3	264,512	10	679,914	3	264,512
Total:	26	2,845,412	32	3,968,004	26	2,845,412
Honors College, South Carolina						
Honors College, South Carolina	0	0	1	7,676	0	0
Total:	0	0	1	7,676	0	0
Hospitality, Retail & Sport Management, College of						
Hotel, Restaurant & Tourism Administration	1	8,998	1	20,000	1	8,998
Total:	1	8,998	1	20,000	1	8,998
Mass Communications & Information Studies, College						
Journalism & Mass Communications, School of	0	0	1	28,969	0	0
Library & Information Sciences, School of	1	30,000	0	0	1	30,000
Mass Communications & Information Studies, College of	0	0	1	42,000	0	0
Total:	1	30,000	2	70,969	1	30,000
Medicine, School of						
Cell & Developmental Biology & Anatomy	5	953,353	1	65,000	5	953,353
Family & Preventive Medicine	3	750,132	2	548,536	3	750,132
Health & Safety	1	25,000	0	0	1	25,000
Internal Medicine	5	383,479	1	128,350	5	383,479
Neuropsychiatry	0	0	3	116,889	0	0
Obstetrics & Gynecology	0	0	1	266,384	0	0
Ophthalmology	1	166,766	0	0	1	166,766
Pathology & Microbiology	0	0	2	317,181	0	0
Pediatrics	2	388,176	3	2,309,737	2	388,176
Pharmacology, Physiology & Neuroscience	7	1,595,996	3	326,490	7	1,595,996
Research & Special Projects	1	29,990	0	0	1	29,990
Total:	25	4,292,892	16	4,078,567	25	4,292,892
Nursing, College of						
Nursing	1	62,392	1	409,316	1	62,392
Total:	1	62,392	1	409,316	1	62,392

Proposals by Department

<u>CAMPUS</u>	CURRENT MONTH July FY2007		YEAR TO DATE FY 2006 (July)		YEAR TO DATE FY 2007 (July)	
Pharmacy, SC College of						
Basic Pharmaceutical Sciences	1	250,000	1	300,358	1	250,000
Palmetto Poison Center	0	0	1	265,222	0	0
Total:	1	250,000	2	565,580	1	250,000
Public Health, Arnold School of						
Communication Sciences & Disorders	1	26,167	6	798,732	1	26,167
Environmental Health Sciences	2	150,000	0	0	2	150,000
Epidemiology & Biostatistics	5	371,063	6	899,299	5	371,063
Exercise Science	4	1,251,571	2	236,121	4	1,251,571
Health Promotion, Education & Behavior	1	123,385	0	0	1	123,385
Health Services & Policy Research, Center for	1	19,088	2	12,469	1	19,088
Health Services Policy and Management	5	153,671	4	432,739	5	153,671
Prevention Research Center	1	123,000	0	0	1	123,000
Public Health, Arnold School of - Dean	1	13,000	0	0	1	13,000
Research & Nutrition & Health Disparities, Center for	0	0	2	21,788	0	0
Total:	21	2,230,945	22	2,401,148	21	2,230,945
Research & Health Sciences, Vice President						
Health Disparities, Institute for	0	0	1	1,497,351	0	0
Total:	0	0	1	1,497,351	0	0
Senior & Regional Campuses						
USC Aiken	0	0	1	69,798	0	0
Total:	0	0	1	69,798	0	0
Social Work, College of						
Families in Society, Institute for	1	216,000	1	20,000	1	216,000
Social Work, College of	8	22,674	12	347,638	8	22,674
USC Aiken	0	0	1	278,425	0	0
USC Beaufort	2	50,350	1	249,890	2	50,350
USC Lancaster	1	1,800	0	0	1	1,800
USC Salkehatchie	2	351,801	3	285,972	2	351,801
USC Sumter	1	300	0	0	1	300
USC Upstate	2	42,933	3	574,446	1	18,603
Total:	17	685,858	21	1,756,371	16	661,528
Student Affairs, Division of						
Student Health	1	8,000	0	0	1	8,000
Total:	1	8,000	0	0	1	8,000

Proposals by Department

CAMPUS

USC Upstate
USC Upstate

	CURRENT MONTH July FY2007		YEAR TO DATE FY 2006 (July)		YEAR TO DATE FY 2007 (July)	
	0	0	0	0	1	24,330
Total:	0	0	0	0	1	24,330
Report Total:	157	21,643,698	156	20,567,932	157	21,643,698