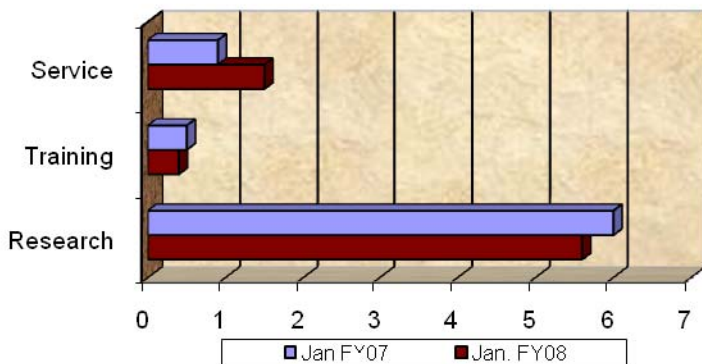


Sponsored Awards Management (SAM)


Monthly Report Summary - January 2008

SAM ACTIVITY	January FY2008 New Awards	YTD FY2007 (July-Jan.)	YTD FY2008 (July-Jan.)	YTD % Change
Award Totals (FY2008)	\$7,501,886	\$73,517,984	\$87,336,270	18.8
Source				
Federal	\$5,388,972	\$55,090,790	\$65,063,354	18.1
Private	\$1,901,551	\$13,658,264	\$16,538,612	21.1
State/Local	\$211,363	\$4,768,930	\$5,734,304	20.2
Purpose				
Research	\$5,555,762	\$44,358,039	\$57,178,438	28.9
Public Service	\$1,946,124	\$29,159,945	\$30,157,832	3.4
Sponsors				
NIH	\$581,861	\$14,152,975	\$12,037,151	(14.9)
HHS (excludes nih)	\$357,482	\$15,444,604	\$14,454,758	(6.4)
NSF	\$729,950	\$7,442,285	\$13,373,532	79.7
Proposals				
Submissions	160	952	1046	9.9
Dollars Requested	\$18,430,566	\$130,970,340	\$129,523,809	(1.1)
Expenditures				
Research Direct	\$7,004,745	\$39,147,310	\$40,433,708	3.3
Research IDC	\$1,531,497	\$11,542,702	\$11,387,481	(1.3)
Notable Areas				
Health Science Colleges	\$1,612,788	\$36,617,608	\$37,912,273	3.5
Arts and Sciences	\$2,409,644	\$17,815,007	\$22,912,504	28.6
Education	\$7,517	\$3,482,192	\$5,593,094	60.6
Engineering & Computing	\$2,603,544	\$8,489,251	\$11,055,116	30.2
Senior and Regional Campuses	\$204,593	\$2,727,132	\$4,860,931	78.2

Summary by Purpose



Summary by Source



Awards by Department

<u>CAMPUS</u>	CURRENT MONTH January FY2008 New Awards	YEAR TO DATE FY 2007 (July-Jan.)	YEAR TO DATE FY 2008 (July-Jan.)
Arts and Sciences, College of			
Anthropology	38,625	42,408	81,033
Archaeology & Anthropology, SC Institute of	0	402,954	993,292
Art	0	110,000	20,000
Baruch Institute	0	680,160	1,473,216
Biological Sciences	419,965	2,910,515	2,837,592
Chemistry & Biochemistry	387,550	2,326,481	4,092,476
COBRE: Center for Colon Cancer Research	10,000	1,216,437	703,595
Criminology & Criminal Justice, Department of	0	33,300	8,500
Earth Sciences & Resources Institute	0	68,987	72,703
English	0	25,000	1,468,014
Environment, School of the	144,248	22,816	728,506
Geography	0	1,459,769	446,943
Geological Sciences	292,909	1,485,692	2,838,648
History	0	513,707	50,981
Linguistics Program	0	30,000	22,689
Mathematics	133,332	296,694	1,906,559
McKissick Museum	0	4,750	0
Naval Science	0	3,000	3,000
Philosophy	0	481,312	24,000
Physics & Astronomy	0	820,359	845,148
Political Science	0	38,242	240,604
Psychology	29,257	3,838,829	2,086,615
Public Service & Policy Research, Institute for	287,850	821,471	350,850
Religious Studies	0	4,000	500
Science Education, Center for	0	15,300	643,109
Sociology	0	6,300	5,009
Southern Studies, Institute for	665,908	0	665,908
Statistics	0	154,886	278,259
Theatre and Dance, Department of	0	1,638	24,755
Total:	2,409,644	17,815,007	22,912,504
Business & Finance			
Environmental Health and Safety	0	0	116,662
Recycling & Waste Management	0	0	24,850
Total:	0	0	141,512

Awards by Department

<u>CAMPUS</u>	CURRENT MONTH January FY2008 New Awards	YEAR TO DATE FY 2007 (July-Jan.)	YEAR TO DATE FY 2008 (July-Jan.)
Business, Moore School of			
Business, Moore School of - Dean's Office	0	400,999	423,120
Business, Moore School of - Division of Research	49,000	17,500	126,000
Small Business Development Center	0	565,695	577,853
Total:	49,000	984,194	1,126,973
Education, College of			
Education	0	12,342	70,888
Education Leadership & Policies	0	275,295	57,000
Educational Studies, Department of	0	813,385	1,772,848
Instruction & Teacher Education	2,517	1,227,205	1,894,860
Office of Program Evaluation	5,000	662,772	877,911
Physical Education	0	168,000	525,476
SC Educational Policy Center	0	323,193	243,193
School Improvement Council Assistance	0	0	150,918
Total:	7,517	3,482,192	5,593,094
Engineering & Computing, College of			
Chemical Engineering	403,753	2,903,193	3,763,946
Civil & Environmental Engineering	582,902	397,245	1,647,356
Computer Science & Engineering	0	921,185	415,356
Electrical Engineering	1,380,987	2,151,705	2,512,983
Engineering & Computing, College of	0	16,200	0
Mechanical Engineering	235,902	2,010,954	2,574,822
SC Alliance for Minority Participation (SCAMP)	0	88,769	140,653
Total:	2,603,544	8,489,251	11,055,116
Honors College, South Carolina			
Honors College, South Carolina	0	0	4,935
Total:	0	0	4,935
Hospitality, Retail & Sport Management, College of			
Hotel, Restaurant & Tourism Administration	0	0	123,992
Retailing, Department of	0	151,920	-29,250
Sport & Entertainment Management	0	0	32,000
Total:	0	151,920	126,742
Law, School of			
Law, School of	122,867	707,624	593,157
Total:	122,867	707,624	593,157

Awards by Department

<u>CAMPUS</u>	CURRENT MONTH January FY2008 New Awards	YEAR TO DATE FY 2007 (July-Jan.)	YEAR TO DATE FY 2008 (July-Jan.)
Mass Communications & Information Studies, College			
Journalism & Mass Communications, School of	3,541	144,787	98,166
Library & Information Sciences, School of	0	727,096	37,008
Mass Communications & Information Studies, College of	0	199,973	128,769
Total:	3,541	1,071,856	263,943
Medicine, School of			
Cell & Developmental Biology & Anatomy	289,766	987,106	1,928,341
Cell Biology & Neurosciences	0	0	0
Family & Preventive Medicine	67,899	1,513,824	1,776,458
Health & Safety	0	10,000	25,000
Internal Medicine	0	2,120,558	3,474,934
Medicine Library	0	4,500	0
Medicine, School of - (Dean)	7,500	148,196	44,999
Neuropsychiatry	186,943	1,042,595	1,252,588
Obstetrics & Gynecology	0	730,200	763,363
Ophthalmology	0	341,096	683,824
Orthopaedic Surgery	0	455,077	407,138
Pathology & Microbiology	13,000	1,744,219	2,018,835
Pediatrics	75	4,059,080	5,184,256
Pharmacology, Physiology & Neuroscience	0	1,010,130	818,283
Radiology	0	27,276	0
Research & Special Projects	0	291,582	126,985
Surgery	0	784,637	1,140,740
Total:	565,183	15,270,076	19,645,744
Nursing, College of			
Nursing	2,000	1,047,197	814,117
Total:	2,000	1,047,197	814,117
Pharmacy, SC College of			
Clinical Pharmacy and Outcome Sciences	0	10,000	10,000
Palmetto Poison Center	0	471,422	317,423
Pharmaceutical and Biomedical Sciences	78,500	615,180	811,564
Pharmaceutical Sciences	0	766,338	0
Pharmacy - (Dean)	0	1,035,198	97,500
Total:	78,500	2,898,138	1,236,487
Provost, Office of the			
TRIO Programs	488,392	1,298,718	1,820,972
Total:	488,392	1,298,718	1,820,972

Awards by Department

<u>CAMPUS</u>	CURRENT MONTH January FY2008 New Awards	YEAR TO DATE FY 2007 (July-Jan.)	YEAR TO DATE FY 2008 (July-Jan.)
Public Health, Arnold School of			
Communication Sciences & Disorders	144,000	834,694	385,736
Environmental Health Sciences	67,790	1,555,427	2,193,152
Epidemiology & Biostatistics	48,632	3,078,142	3,097,698
Exercise Science	233,740	1,982,347	967,430
Health Promotion, Education & Behavior	331,755	3,025,971	3,273,656
Health Services & Policy Research, Center for	40,065	1,268,472	307,931
Health Services Policy and Management	63,400	1,294,537	1,293,007
Prevention Research Center	0	990,589	1,430,763
Public Health, Arnold School of - Dean	0	152,521	157,700
Public Health, Arnold School of - General	0	0	4,602
Research in Nutrition & Health Disparities, Center for	14,702	1,176,047	1,405,681
Total:	944,084	15,358,747	14,517,356
Research & Health Sciences, Vice President			
Research, Vice President for - (General)	0	0	604,346
Sponsored Awards Management	0	78,712	227,565
Total:	0	78,712	831,911
Senior & Regional Campuses			
USC Aiken	20,000	692,200	530,960
USC Beaufort - General	0	415,857	1,211,097
USC Lancaster	0	479,294	577,253
USC Salkehatchie	150,000	372,913	821,230
USC Sumter	500	0	273,586
USC Union	0	0	351,369
USC Upstate	34,093	766,868	1,095,436
Total:	204,593	2,727,132	4,860,931
Social Work, College of			
Families in Society, Institute for	5,000	870,539	359,004
Social Work, College of	18,021	1,172,911	1,339,565
Total:	23,021	2,043,450	1,698,569
Student Affairs, Division of			
International Programs for Students	0	16,740	13,500
Student Health	0	72,040	78,707
Student Life	0	4,990	0
Total:	0	93,770	92,207
University Libraries			
Thomas Cooper Library	0	0	0
Total:	0	0	0

Awards by Department

CAMPUS

	CURRENT MONTH January FY2008 New Awards	YEAR TO DATE FY 2007 (July-Jan.)	YEAR TO DATE FY 2008 (July-Jan.)
Report Total:	7,501,886	73,517,984	87,336,270

Sponsored Awards Management

FY2008 YTD - Awards by Source

	COM	FED	LOC	OTH	PHI	STA	Total
Total	2,846,303	65,063,354	263,092	1,197,884	12,494,425	5,471,212	87,336,270
Arts and Sciences, College of	238,223	20,326,741	53,080	913,856	989,998	390,606	22,912,504
Anthropology	0	0	0	0	81,033	0	81,033
Archaeology & Anthropology, SC	0	980,109	0	0	0	13,183	993,292
Art	0	0	0	0	0	20,000	20,000
Baruch Institute	0	1,486,460	0	0	0	-13,244	1,473,216
Biological Sciences	122,653	2,687,939	0	0	7,000	20,000	2,837,592
Chemistry & Biochemistry	53,170	3,859,531	0	0	124,775	55,000	4,092,476
COBRE: Center for Colon Cancer	0	703,595	0	0	0	0	703,595
Criminology & Criminal Justice,	0	0	0	0	0	8,500	8,500
Earth Sciences & Resources	0	72,703	0	0	0	0	72,703
English	0	1,461,590	0	0	0	6,424	1,468,014
Environment, School of the	0	708,506	0	0	20,000	0	728,506
Geography	0	412,405	0	0	0	34,538	446,943
Geological Sciences	30,400	1,968,248	0	840,000	0	0	2,838,648
History	0	23,340	0	0	-2,268	29,909	50,981
Linguistics Program	0	0	0	0	0	22,689	22,689
Mathematics	0	1,805,546	0	0	0	101,013	1,906,559

	COM	FED	LOC	OTH	PHI	STA	Total
Naval Science	0	3,000	0	0	0	0	3,000
Philosophy	0	0	0	0	24,000	0	24,000
Physics & Astronomy	0	845,148	0	0	0	0	845,148
Political Science	0	201,524	39,080	0	0	0	240,604
Psychology	32,000	1,884,015	14,000	73,856	17,500	65,244	2,086,615
Public Service & Policy Research, Center for	0	287,850	0	0	45,550	17,450	350,850
Religious Studies	0	0	0	0	500	0	500
Science Education, Center for	0	643,109	0	0	0	0	643,109
Sociology	0	5,009	0	0	0	0	5,009
Southern Studies, Institute for	0	0	0	0	665,908	0	665,908
Statistics	0	262,359	0	0	6,000	9,900	278,259
Theatre and Dance, Department	0	24,755	0	0	0	0	24,755
Business & Finance	0	116,662	0	0	0	24,850	141,512
Environmental Health and Safety	0	116,662	0	0	0	0	116,662
Recycling & Waste Management	0	0	0	0	0	24,850	24,850
Business, Moore School of	49,000	1,000,973	0	0	0	77,000	1,126,973
Business, Moore School of - Business Office	0	423,120	0	0	0	0	423,120
Business, Moore School of - Business Office	49,000	0	0	0	0	77,000	126,000
Small Business Development Center	0	577,853	0	0	0	0	577,853
Education, College of	2,517	4,004,423	5,000	0	91,158	1,489,996	5,593,094
Education	0	56,654	0	0	0	14,234	70,888
Education Leadership & Policies	0	0	5,000	0	0	52,000	57,000
Educational Studies, Department	0	1,399,736	0	0	55,112	318,000	1,772,848

	COM	FED	LOC	OTH	PHI	STA	Total
Instruction & Teacher Education	2,517	1,463,793	0	0	10,106	418,444	1,894,860
Office of Program Evaluation	0	435,571	0	0	5,940	436,400	877,911
Physical Education	0	505,476	0	0	20,000	0	525,476
SC Educational Policy Center	0	143,193	0	0	0	100,000	243,193
School Improvement Council	0	0	0	0	0	150,918	150,918
Engineering & Computing, College o	1,017,639	9,152,105	33,820	0	292,867	558,685	11,055,116
Chemical Engineering	499,390	2,558,478	0	0	290,000	416,078	3,763,946
Civil & Environmental Engineering	75,000	1,511,536	33,820	0	0	27,000	1,647,356
Computer Science & Engineering	0	415,356	0	0	0	0	415,356
Electrical Engineering	101,914	2,411,069	0	0	0	0	2,512,983
Mechanical Engineering	341,335	2,071,666	0	0	2,867	158,954	2,574,822
SC Alliance for Minority	0	184,000	0	0	0	-43,347	140,653
Honors College, South Carolina	0	4,935	0	0	0	0	4,935
Honors College, South Carolina	0	4,935	0	0	0	0	4,935
Hospitality, Retail & Sport Managemen	2,000	23,745	32,000	0	68,997	0	126,742
Hotel, Restaurant & Tourism	0	54,995	0	0	68,997	0	123,992
Retailing, Department of	2,000	-31,250	0	0	0	0	-29,250
Sport & Entertainment	0	0	32,000	0	0	0	32,000
Law, School of	0	493,157	0	0	0	100,000	593,157
Law, School of	0	493,157	0	0	0	100,000	593,157
Mass Communications & Informatior	0	206,745	0	0	38,750	18,448	263,943
Journalism & Mass	0	77,976	0	0	8,750	11,440	98,166
Library & Information Sciences,	0	0	0	0	30,000	7,008	37,008
Mass Communications &	0	128,769	0	0	0	0	128,769

	COM	FED	LOC	OTH	PHI	STA	Total
Medicine, School of	814,921	9,710,020	4,000	108,922	7,302,447	1,705,434	19,645,744
Cell & Developmental Biology &	200,000	1,431,575	0	0	296,766	0	1,928,341
Family & Preventive Medicine	0	843,363	0	0	895,595	37,500	1,776,458
Health & Safety	0	0	0	0	0	25,000	25,000
Internal Medicine	16,606	1,448,786	0	103,784	1,905,758	0	3,474,934
Medicine, School of - (Dean)	0	0	0	0	44,999	0	44,999
Neuropsychiatry	156,223	259,614	0	0	745,964	90,787	1,252,588
Obstetrics & Gynecology	0	0	0	5,138	693,273	64,952	763,363
Ophthalmology	75,467	235,043	0	0	373,314	0	683,824
Orthopaedic Surgery	0	0	0	0	407,138	0	407,138
Pathology & Microbiology	-37,372	1,754,207	0	0	302,000	0	2,018,835
Pediatrics	38,206	3,132,930	0	0	596,010	1,417,110	5,184,256
Pharmacology, Physiology &	275,791	429,992	0	0	112,500	0	818,283
Research & Special Projects	0	0	4,000	0	52,900	70,085	126,985
Surgery	90,000	174,510	0	0	876,230	0	1,140,740
Nursing, College of	0	496,537	0	0	317,580	0	814,117
Nursing	0	496,537	0	0	317,580	0	814,117
Pharmacy, SC College of	255,099	844,880	0	64,008	72,500	0	1,236,487
Clinical Pharmacy and Outcome	0	10,000	0	0	0	0	10,000
Palmetto Poison Center	0	278,415	0	39,008	0	0	317,423
Pharmaceutical and Biomedical	255,099	556,465	0	0	0	0	811,564
Pharmacy - (Dean)	0	0	0	25,000	72,500	0	97,500
Provost, Office of the	0	1,820,972	0	0	0	0	1,820,972
TRIO Programs	0	1,820,972	0	0	0	0	1,820,972

	COM	FED	LOC	OTH	PHI	STA	Total
Public Health, Arnold School of	424,492	12,170,005	19,392	76,630	1,533,821	293,016	14,517,356
Communication Sciences & Health Services	3,650	340,920	0	0	41,166	0	385,736
Environmental Health Sciences	0	2,193,152	0	0	0	0	2,193,152
Epidemiology & Biostatistics	-11,350	2,548,603	0	0	368,058	192,387	3,097,698
Exercise Science	391,742	484,771	0	0	90,917	0	967,430
Health Promotion, Education & Behavior	0	2,657,174	5,392	34,030	565,620	11,440	3,273,656
Health Services & Policy	0	291,559	0	0	0	16,372	307,931
Health Services Policy and Practice	40,450	825,601	14,000	42,600	323,360	46,996	1,293,007
Prevention Research Center	0	1,430,763	0	0	0	0	1,430,763
Public Health, Arnold School of -	0	38,000	0	0	94,700	25,000	157,700
Public Health, Arnold School of -	0	4,602	0	0	0	0	4,602
Research in Nutrition & Health	0	1,354,860	0	0	50,000	821	1,405,681
Research & Health Sciences, Vice President for	0	629,411	60,000	0	142,500	0	831,911
Research, Vice President for -	0	584,346	60,000	0	-40,000	0	604,346
Sponsored Awards Management	0	45,065	0	0	182,500	0	227,565
Senior & Regional Campuses	25,250	3,565,491	55,800	20,330	610,132	583,928	4,860,931
USC Aiken	0	22,500	50,000	20,000	25,000	413,460	530,960
USC Beaufort - General	0	996,572	5,000	0	100,350	109,175	1,211,097
USC Lancaster	0	575,453	0	0	1,800	0	577,253
USC Salkehatchie	0	425,970	0	0	392,160	3,100	821,230
USC Sumter	0	270,986	800	0	1,800	0	273,586
USC Union	0	351,369	0	0	0	0	351,369
USC Upstate	25,250	922,641	0	330	89,022	58,193	1,095,436
Social Work, College of	17,162	412,345	0	14,138	1,025,675	229,249	1,698,569

	COM	FED	LOC	OTH	PHI	STA	Total
Families in Society, Institute for	0	213,004	0	0	146,000	0	359,004
Social Work, College of	17,162	199,341	0	14,138	879,675	229,249	1,339,565
Student Affairs, Division of	0	84,207	0	0	8,000	0	92,207
International Programs for	0	13,500	0	0	0	0	13,500
Student Health	0	70,707	0	0	8,000	0	78,707
University Libraries	0	0	0	0	0	0	0
Thomas Cooper Library	0	0	0	0	0	0	0

Sponsored Awards Management

FY2008 YTD - Awards by Purpose

	Equipment	GA Work Experience	Research	Service	Training	Total
Total	176,512	649,475	57,001,926	21,826,489	7,681,868	87,336,270
Arts and Sciences, College of	0	194,774	20,464,668	1,449,545	803,517	22,912,504
Anthropology	0	0	42,408	0	38,625	81,033
Archaeology & Anthropology, SC Institute of	0	0	993,292	0	0	993,292
Art	0	0	0	0	20,000	20,000
Baruch Institute	0	0	1,458,216	15,000	0	1,473,216
Biological Sciences	0	0	2,678,583	61,489	97,520	2,837,592
Chemistry & Biochemistry	0	6,162	4,026,833	59,481	0	4,092,476
COBRE: Center for Colon Cancer Research	0	0	703,595	0	0	703,595
Criminology & Criminal Justice, Department of	0	0	8,500	0	0	8,500
Earth Sciences & Resources Institute	0	0	72,703	0	0	72,703
English	0	6,424	1,461,590	0	0	1,468,014
Environment, School of the	0	0	616,506	112,000	0	728,506
Geography	0	34,538	412,405	0	0	446,943
Geological Sciences	0	0	2,693,248	145,400	0	2,838,648
History	0	6,381	0	44,600	0	50,981

	Equipment	GA Work Experience	Research	Service	Training	Total
Linguistics Program	0	22,689	0	0	0	22,689
Mathematics	0	0	1,906,559	0	0	1,906,559
Naval Science	0	0	0	0	3,000	3,000
Philosophy	0	0	24,000	0	0	24,000
Physics & Astronomy	0	0	845,148	0	0	845,148
Political Science	0	39,080	201,524	0	0	240,604
Psychology	0	79,500	1,741,690	248,862	16,563	2,086,615
Public Service & Policy Research, Institute for	0	0	294,100	56,750	0	350,850
Religious Studies	0	0	500	0	0	500
Science Education, Center for	0	0	0	15,300	627,809	643,109
Sociology	0	0	5,009	0	0	5,009
Southern Studies, Institute for	0	0	0	665,908	0	665,908
Statistics	0	0	278,259	0	0	278,259
Theatre and Dance, Department of	0	0	0	24,755	0	24,755
Business & Finance	141,512	0	0	0	0	141,512
Environmental Health and Safety	116,662	0	0	0	0	116,662
Recycling & Waste Management	24,850	0	0	0	0	24,850
Business, Moore School of	0	0	549,120	577,853	0	1,126,973
Business, Moore School of - Dean's Office	0	0	423,120	0	0	423,120
Business, Moore School of - Division of Researc	0	0	126,000	0	0	126,000
Small Business Development Center	0	0	0	577,853	0	577,853
Education, College of	0	3,524	2,843,444	843,211	1,902,915	5,593,094
Education	0	0	0	66,654	4,234	70,888

	Equipment	GA Work Experience	Research	Service	Training	Total
Education Leadership & Policies	0	0	46,000	11,000	0	57,000
Educational Studies, Department of	0	1,007	1,369,853	54,105	347,883	1,772,848
Instruction & Teacher Education	0	2,517	217,470	296,194	1,378,679	1,894,860
Office of Program Evaluation	0	0	461,452	244,340	172,119	877,911
Physical Education	0	0	505,476	20,000	0	525,476
SC Educational Policy Center	0	0	243,193	0	0	243,193
School Improvement Council Assistance	0	0	0	150,918	0	150,918
Engineering & Computing, College of	0	0	10,501,060	75,000	479,056	11,055,116
Chemical Engineering	0	0	3,763,946	0	0	3,763,946
Civil & Environmental Engineering	0	0	1,545,356	75,000	27,000	1,647,356
Computer Science & Engineering	0	0	415,356	0	0	415,356
Electrical Engineering	0	0	2,512,983	0	0	2,512,983
Mechanical Engineering	0	0	2,122,766	0	452,056	2,574,822
SC Alliance for Minority Participation (SCAMP)	0	0	140,653	0	0	140,653
Honors College, South Carolina	0	4,935	0	0	0	4,935
Honors College, South Carolina	0	4,935	0	0	0	4,935
Hospitality, Retail & Sport Management, College of	0	0	83,744	2,000	40,998	126,742
Hotel, Restaurant & Tourism Administration	0	0	114,994	0	8,998	123,992
Retailing, Department of	0	0	-31,250	2,000	0	-29,250
Sport & Entertainment Management	0	0	0	0	32,000	32,000
Law, School of	0	0	0	353,816	239,341	593,157
Law, School of	0	0	0	353,816	239,341	593,157
Mass Communications & Information Studies, Colle	0	27,198	128,769	30,000	77,976	263,943

	Equipment	GA Work Experience	Research	Service	Training	Total
Journalism & Mass Communications, School of	0	20,190	0	0	77,976	98,166
Library & Information Sciences, School of	0	7,008	0	30,000	0	37,008
Mass Communications & Information Studies, C	0	0	128,769	0	0	128,769
Medicine, School of	0	0	7,241,276	11,315,209	1,089,259	19,645,744
Cell & Developmental Biology & Anatomy	0	0	1,893,639	0	34,702	1,928,341
Family & Preventive Medicine	0	0	631,947	986,127	158,384	1,776,458
Health & Safety	0	0	0	25,000	0	25,000
Internal Medicine	0	0	1,019,472	2,426,212	29,250	3,474,934
Medicine, School of - (Dean)	0	0	0	0	44,999	44,999
Neuropsychiatry	0	0	169,624	832,964	250,000	1,252,588
Obstetrics & Gynecology	0	0	5,138	758,225	0	763,363
Ophthalmology	0	0	310,510	373,314	0	683,824
Orthopaedic Surgery	0	0	0	407,138	0	407,138
Pathology & Microbiology	0	0	2,016,835	0	2,000	2,018,835
Pediatrics	0	0	151,012	4,518,014	515,230	5,184,256
Pharmacology, Physiology & Neuroscience	0	0	778,589	0	39,694	818,283
Research & Special Projects	0	0	0	111,985	15,000	126,985
Surgery	0	0	264,510	876,230	0	1,140,740
Nursing, College of	0	0	10,000	0	804,117	814,117
Nursing	0	0	10,000	0	804,117	814,117
Pharmacy, SC College of	0	0	860,572	375,915	0	1,236,487
Clinical Pharmacy and Outcome Sciences	0	0	10,000	0	0	10,000
Palmetto Poison Center	0	0	39,008	278,415	0	317,423

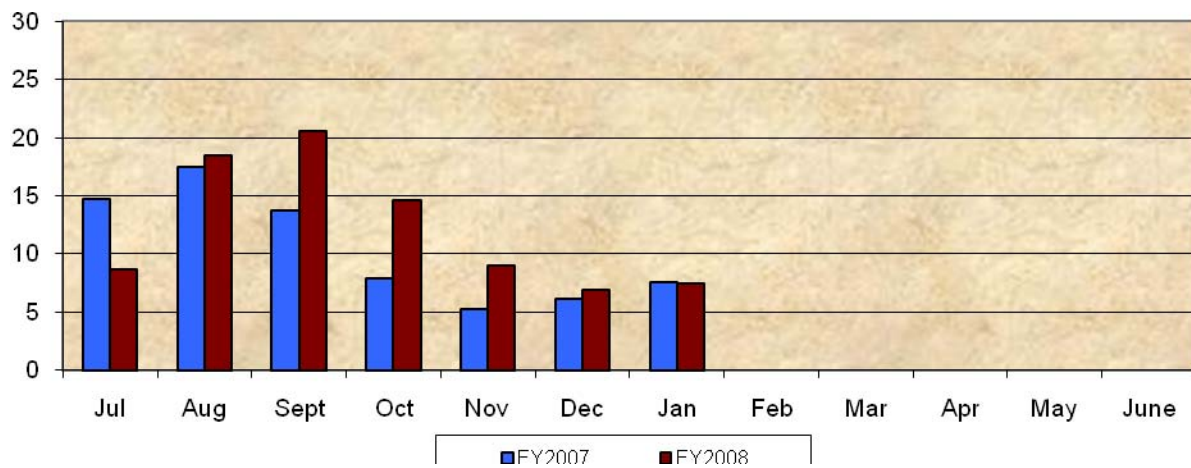
	Equipment	GA Work Experience	Research	Service	Training	Total
Pharmaceutical and Biomedical Sciences	0	0	811,564	0	0	811,564
Pharmacy - (Dean)	0	0	0	97,500	0	97,500
Provost, Office of the	0	0	0	1,820,972	0	1,820,972
TRIO Programs	0	0	0	1,820,972	0	1,820,972
Public Health, Arnold School of	0	343,585	12,402,326	358,341	1,413,104	14,517,356
Communication Sciences & Disorders	0	3,650	144,000	0	238,086	385,736
Environmental Health Sciences	0	0	1,182,076	0	1,011,076	2,193,152
Epidemiology & Biostatistics	0	107,142	2,872,964	-8,350	125,942	3,097,698
Exercise Science	0	0	970,180	-2,750	0	967,430
Health Promotion, Education & Behavior	0	55,487	3,040,599	177,570	0	3,273,656
Health Services & Policy Research, Center for	0	0	305,862	2,069	0	307,931
Health Services Policy and Management	0	177,306	1,050,201	65,500	0	1,293,007
Prevention Research Center	0	0	1,430,763	0	0	1,430,763
Public Health, Arnold School of - Dean	0	0	0	119,700	38,000	157,700
Public Health, Arnold School of - General	0	0	0	4,602	0	4,602
Research in Nutrition & Health Disparities, Cente	0	0	1,405,681	0	0	1,405,681
Research & Health Sciences, Vice President	0	0	589,411	242,500	0	831,911
Research, Vice President for - (General)	0	0	544,346	60,000	0	604,346
Sponsored Awards Management	0	0	45,065	182,500	0	227,565
Senior & Regional Campuses	35,000	0	784,191	3,294,362	747,378	4,860,931
USC Aiken	0	0	20,000	510,960	0	530,960
USC Beaufort - General	35,000	0	750,861	425,236	0	1,211,097
USC Lancaster	0	0	0	577,253	0	577,253

	Equipment	GA Work Experience	Research	Service	Training	Total
USC Salkehatchie	0	0	0	627,470	193,760	821,230
USC Sumter	0	0	3,000	270,586	0	273,586
USC Union	0	0	0	234,229	117,140	351,369
USC Upstate	0	0	10,330	648,628	436,478	1,095,436
Social Work, College of	0	75,459	543,345	1,079,765	0	1,698,569
Families in Society, Institute for	0	0	359,004	0	0	359,004
Social Work, College of	0	75,459	184,341	1,079,765	0	1,339,565
Student Affairs, Division of	0	0	0	8,000	84,207	92,207
International Programs for Students	0	0	0	0	13,500	13,500
Student Health	0	0	0	8,000	70,707	78,707
University Libraries	0	0	0	0	0	0
Thomas Cooper Library	0	0	0	0	0	0

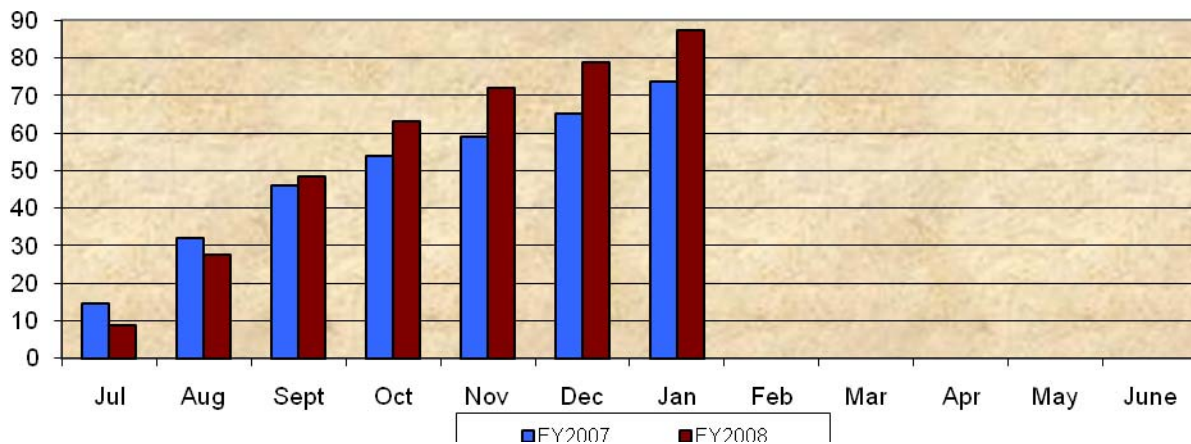
Funding Agency Comparison Report Year-To-Date - January - FY2008

	<u>FY2007</u>	<u>FY2008</u>	<u>% CHG</u>
NIH Awards	\$14,152,975	\$12,037,151	(14.9)
Dept. Of Education Awards	\$6,544,865	\$7,238,042	10.6
Dept. Of Defense Awards	\$3,228,663	\$7,904,320	144.8
NSF Awards	\$7,442,285	\$13,373,532	79.7
Non Profit Awards	\$10,569,153	\$12,494,425	18.2
State and Municipalities Awards	\$4,768,930	\$5,734,304	20.2
Dept. Of Energy Awards	\$1,424,976	\$1,707,041	19.8
Business and Industry Awards	\$2,228,506	\$2,846,303	27.7

Amounts Awarded (In millions of dollars)



Cumulative Amounts Awarded (In millions of dollars)



Proposals by Department

<u>CAMPUS</u>	CURRENT MONTH January FY2008		YEAR TO DATE FY 2007 (July-Jan.)		YEAR TO DATE FY 2008 (July-Jan.)	
Arts and Sciences, College of						
African-American Studies Program	0	0	1	20,000	0	0
Anthropology	1	37,500	4	618,084	4	228,706
Archaeology & Anthropology, SC Institute of	4	180,123	7	1,068,312	15	1,091,625
Art	1	8,000	1	100,000	2	28,000
Baruch Institute	2	119,853	22	2,006,139	25	2,429,117
Biological Sciences	15	2,037,051	37	5,403,901	48	5,531,230
Chemistry & Biochemistry	8	944,462	52	7,337,066	59	10,634,287
COBRE: Center for Colon Cancer Research	0	0	1	1,500,000	1	200,000
Criminology & Criminal Justice, Department of	1	82,844	3	62,497	3	115,938
Earth Sciences & Resources Institute	1	73,600	4	152,544	4	280,302
English	1	51,554	5	426,742	14	645,939
Environment, School of the	1	85,000	2	1,509,202	4	426,354
Geography	4	294,873	16	844,008	23	3,967,922
Geological Sciences	4	166,360	30	5,240,080	31	2,686,572
History	0	0	13	368,490	15	576,744
International Studies, Walker Institute of	0	0	1	276,262	1	280,558
Languages, Literatures, and Cultures, Department of	0	0	0	0	2	137,115
Linguistics Program	0	0	2	30,000	0	0
Marine Science	0	0	2	40,000	1	20,000
Mathematics	3	1,190,290	22	2,086,345	24	2,412,263
McKissick Museum	1	6,500	0	0	1	6,500
Philosophy	0	0	1	130,730	2	30,000
Physics & Astronomy	1	277,790	10	732,570	7	1,117,567
Political Science	3	175,953	9	188,683	11	427,214
Psychology	2	265,998	34	4,511,213	34	5,764,561
Public Service & Policy Research, Institute for	0	0	6	140,286	3	45,550
Religious Studies	0	0	2	20,200	1	250
Science Education, Center for	0	0	4	491,554	3	78,891
Sociology	1	89,217	6	327,438	1	89,217
Statistics	1	10,000	10	315,068	7	343,519
Theatre and Dance, Department of	0	0	1	3,375	1	10,000
Women's Studies	0	0	0	0	1	31,062
Total:	55	6,096,968	308	35,950,789	348	39,637,003
Business & Finance						
Environmental Health and Safety	1	163,606	0	0	1	163,606
Recycling & Waste Management	0	0	0	0	1	24,850
Total:	1	163,606	0	0	2	188,456

Proposals by Department

<u>CAMPUS</u>	CURRENT MONTH January FY2008		YEAR TO DATE FY 2007 (July-Jan.)		YEAR TO DATE FY 2008 (July-Jan.)	
Business, Moore School of						
Business, Moore School of - Dean's Office	0	0	2	53,057	1	0
Business, Moore School of - Division of Research	0	0	7	114,312	4	167,458
Small Business Development Center	0	0	2	1,204,554	2	1,207,865
Total:	0	0	11	1,371,923	7	1,375,323
Education, College of						
Education	0	0	2	19,648	1	10,000
Education Leadership & Policies	0	0	7	110,342	3	182,372
Educational Studies, Department of	4	707,836	11	974,080	11	1,075,320
Instruction & Teacher Education	8	446,477	13	985,379	21	1,343,574
Office of Program Evaluation	0	0	5	302,857	10	674,119
Physical Education	0	0	4	157,000	2	562,622
SC Educational Policy Center	0	0	1	100,000	1	100,000
Total:	12	1,154,313	43	2,649,306	49	3,948,007
Engineering & Computing, College of						
Chemical Engineering	6	1,644,086	47	15,672,899	51	8,231,124
Civil & Environmental Engineering	0	0	24	2,003,576	23	1,962,717
Computer Science & Engineering	2	486,727	32	4,862,436	16	2,072,408
Electrical Engineering	4	1,557,825	36	6,181,074	27	3,882,673
Engineering & Computing, College of	0	0	0	0	1	12,500
Mechanical Engineering	6	1,146,589	38	2,481,779	32	7,336,034
SC Alliance for Minority Participation (SCAMP)	0	0	2	267,769	1	184,000
Total:	18	4,835,227	179	31,469,533	151	23,681,456
Equal Opportunity Programs						
Equal Opportunity Programs	0	0	1	56,953	0	0
Total:	0	0	1	56,953	0	0
Honors College, South Carolina						
Honors College, South Carolina	0	0	2	22,164	1	4,194
Total:	0	0	2	22,164	1	4,194
Hospitality, Retail & Sport Management, College of						
Hospitality, Retail & Sport Management - (Dean)	0	0	1	3,500,000	0	0
Hotel, Restaurant & Tourism Administration	0	0	6	633,210	5	237,035
Retailing, Department of	0	0	0	0	2	21,005
Sport & Entertainment Management	0	0	0	0	2	32,000
Technology Support & Training Management	0	0	2	195,000	2	108,228
Total:	0	0	9	4,328,210	11	398,268

Proposals by Department

<u>CAMPUS</u>	CURRENT MONTH January FY2008		YEAR TO DATE FY 2007 (July-Jan.)		YEAR TO DATE FY 2008 (July-Jan.)	
Law, School of						
Law, School of	0	0	5	640,001	4	417,583
Total:	0	0	5	640,001	4	417,583
Mass Communications & Information Studies, College						
Journalism & Mass Communications, School of	0	0	6	141,497	7	113,047
Library & Information Sciences, School of	0	0	1	6,431	3	115,490
Mass Communications & Information Studies, College of	0	0	3	212,632	0	0
Total:	0	0	10	360,560	10	228,537
Medicine, School of						
Cell & Developmental Biology & Anatomy	11	1,017,611	20	2,798,125	29	3,701,388
Family & Preventive Medicine	1	196,588	4	669,295	12	2,218,731
Health & Safety	0	0	0	0	1	25,000
Internal Medicine	2	259,070	9	6,866,495	15	1,638,023
Medicine Library	0	0	1	5,508	0	0
Medicine, School of - (Dean)	0	0	1	584,622	1	5,000,000
Neuropsychiatry	2	77,000	8	348,331	7	415,881
Obstetrics & Gynecology	0	0	3	342,906	2	127,782
Ophthalmology	0	0	4	679,718	5	1,495,530
Pathology & Microbiology	4	724,723	22	4,790,158	24	5,457,555
Pediatrics	1	8,842	11	3,840,763	15	4,128,110
Pharmacology, Physiology & Neuroscience	2	100,136	8	1,630,789	18	3,446,107
Research & Special Projects	0	0	5	183,722	7	289,659
Surgery	1	368,500	0	0	3	1,069,141
Total:	24	2,752,470	96	22,740,432	139	29,012,907
Music, School of						
Music, School of	0	0	1	92,881	0	0
Total:	0	0	1	92,881	0	0
Nursing, College of						
Nursing	1	72,000	8	1,436,110	12	907,266
Total:	1	72,000	8	1,436,110	12	907,266
Pharmacy, SC College of						
Clinical Pharmacy and Outcome Sciences	3	149,513	0	0	4	159,513
Palmetto Poison Center	0	0	3	477,516	1	203,130
Pharmaceutical and Biomedical Sciences	2	25,000	11	1,629,838	22	3,230,091
Pharmaceutical Sciences	0	0	3	633,558	0	0
Pharmacy - (Dean)	0	0	0	0	1	72,500
Total:	5	174,513	17	2,740,912	28	3,665,234

Proposals by Department

<u>CAMPUS</u>	CURRENT MONTH January FY2008		YEAR TO DATE FY 2007 (July-Jan.)		YEAR TO DATE FY 2008 (July-Jan.)	
Provost, Office of the						
Provost, Office of the	1	265,752	0	0	1	265,752
TRIO Programs	0	0	3	972,115	0	0
Total:	1	265,752	3	972,115	1	265,752
Public Health, Arnold School of						
Communication Sciences & Disorders	2	422,725	15	1,584,352	9	1,403,351
Environmental Health Sciences	1	19,856	7	1,053,338	11	1,930,899
Epidemiology & Biostatistics	4	635,867	34	8,358,877	37	5,025,023
Exercise Science	6	227,643	18	2,799,022	22	2,409,823
Health Promotion, Education & Behavior	2	18,950	20	556,297	19	961,764
Health Services & Policy Research, Center for	1	33,861	7	876,523	6	120,891
Health Services Policy and Management	10	258,520	38	1,026,636	42	2,528,726
Prevention Research Center	0	0	1	581,895	4	1,089,400
Public Health, Arnold School of - Dean	0	0	3	187,265	3	63,000
Research in Nutrition & Health Disparities, Center for	0	0	7	238,187	3	66,053
Total:	26	1,617,422	150	17,262,392	156	15,598,930
Research & Health Sciences, Vice President						
Cancer Prevention Control Program	0	0	1	6,869	2	43,998
Health Disparities, Institute for	2	340,974	1	1,497,351	3	355,974
NanoCenter	0	0	1	61,465	0	0
Research, Vice President for - (General)	0	0	0	0	3	2,182,548
Sponsored Awards Management	0	0	1	86,436	0	0
Total:	2	340,974	4	1,652,121	8	2,582,520
Senior & Regional Campuses						
USC Aiken	2	139,072	15	1,570,883	17	632,360
USC Beaufort - General	1	1,750	8	1,113,513	9	905,607
USC Lancaster	0	0	4	269,440	4	213,873
USC Salkehatchie	2	282,922	10	1,059,571	12	1,010,010
USC Sumter	1	12,294	3	9,538	5	17,894
USC Union	0	0	0	0	1	119,896
USC Upstate	3	329,734	16	1,622,344	16	785,295
Total:	9	765,772	56	5,645,289	64	3,684,935
Social Work, College of						
Families in Society, Institute for	2	116,000	4	324,421	14	2,886,090
Social Work, College of	4	75,549	43	1,093,333	37	692,297
Total:	6	191,549	47	1,417,754	51	3,578,387

Proposals by Department

CAMPUS

	CURRENT MONTH January FY2008		YEAR TO DATE FY 2007 (July-Jan.)		YEAR TO DATE FY 2008 (July-Jan.)	
Student Affairs, Division of Student Health	0	0	1	77,200	4	349,051
Total:	0	0	1	77,200	4	349,051
University Libraries Thomas Cooper Library	0	0	1	83,695	0	0
Total:	0	0	1	83,695	0	0
Report Total:	160	18,430,566	952	130,970,340	1046	129,523,809