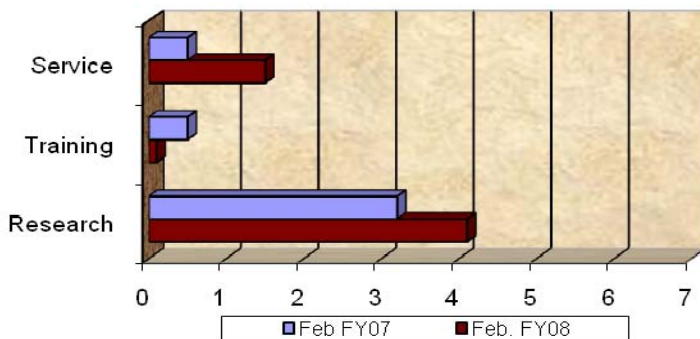


Sponsored Awards Management (SAM)

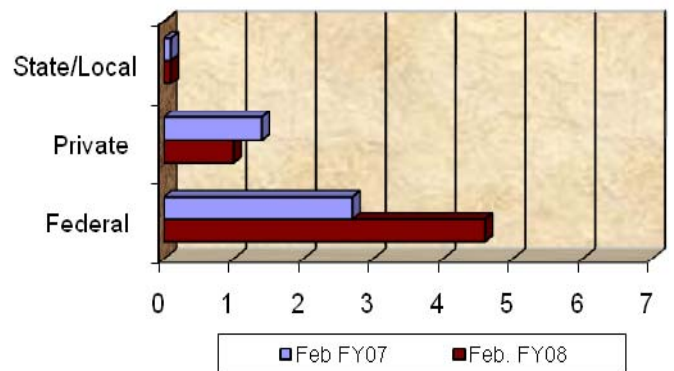
Monthly Report Summary - February 2008

SAM ACTIVITY	February FY2008 New Awards	YTD FY2007 (July-Feb.)	YTD FY2008 (July-Feb.)	YTD % Change
Award Totals (FY2008)	\$5,724,464	\$78,200,833	\$93,870,869	20.0
Source				
Federal	\$4,647,971	\$57,441,360	\$69,687,325	21.3
Private	\$937,416	\$15,885,277	\$18,310,163	15.3
State/Local	\$139,077	\$4,874,196	\$5,873,381	20.5
Purpose				
Research	\$4,117,710	\$47,210,721	\$61,251,666	29.7
Public Service	\$1,606,754	\$30,990,112	\$32,619,203	5.3
Sponsors				
NIH	\$957,261	\$14,488,792	\$12,994,412	-10.3
HHS (excludes nih)	\$218,432	\$15,483,104	\$14,673,190	-5.2
NSF	\$866,313	\$8,549,361	\$14,224,845	66.4
Proposals				
Submissions	130	1097	1178	7.4
Dollars Requested	\$18,084,477	\$154,682,328	\$149,265,883	-3.5
Expenditures				
Research Direct	\$6,130,867	\$44,115,802	\$46,564,575	5.6
Research IDC	\$1,620,326	\$12,935,883	\$13,007,807	0.6
Notable Areas				
Health Science Colleges	\$1,810,995	\$38,789,911	\$40,572,885	4.6
Arts and Sciences	\$1,773,651	\$19,260,222	\$24,655,673	28.0
Education	\$87,000	\$3,562,663	\$5,680,094	59.4
Engineering & Computing	\$1,358,958	\$9,248,159	\$12,405,074	34.1
Senior and Regional Campuses	\$612,360	\$2,930,072	\$5,473,291	86.8

Summary by Purpose



Summary by Source



Awards by Department

<u>CAMPUS</u>	CURRENT MONTH February FY2008 New Awards	YEAR TO DATE FY 2007 (July-Feb.)	YEAR TO DATE FY 2008 (July-Feb.)
Arts and Sciences, College of			
Anthropology	3,900	52,408	84,933
Archaeology & Anthropology, SC Institute of	382,763	492,954	1,376,055
Art	0	118,500	20,000
Baruch Institute	19,884	1,168,610	1,493,100
Biological Sciences	246,094	3,111,515	3,068,686
Chemistry & Biochemistry	565,654	2,536,338	4,658,130
COBRE: Center for Colon Cancer Research	0	1,215,701	688,113
Criminology & Criminal Justice, Department of	0	33,300	8,500
Earth Sciences & Resources Institute	207,644	206,001	280,347
English	0	25,000	1,468,014
Environment, School of the	0	42,816	728,506
Geography	70,453	1,495,023	517,396
Geological Sciences	123,021	1,539,713	2,961,669
History	5,300	513,707	56,281
Linguistics Program	0	30,000	22,689
Mathematics	0	361,694	1,906,559
McKissick Museum	0	4,750	0
Naval Science	0	3,000	3,000
Philosophy	0	495,800	24,000
Physics & Astronomy	0	910,561	845,148
Political Science	0	38,242	240,604
Psychology	0	3,857,679	2,086,615
Public Service & Policy Research, Institute for	148,938	827,571	499,788
Religious Studies	0	4,000	500
Science Education, Center for	0	135,300	643,109
Sociology	0	12,228	5,009
Southern Studies, Institute for	0	0	665,908
Statistics	0	26,173	278,259
Theatre and Dance, Department of	0	1,638	24,755
Total:	1,773,651	19,260,222	24,655,673
Business & Finance			
Environmental Health and Safety	0	0	116,662
Recycling & Waste Management	0	0	24,850
Total:	0	0	141,512

Awards by Department

<u>CAMPUS</u>	CURRENT MONTH February FY2008 New Awards	YEAR TO DATE FY 2007 (July-Feb.)	YEAR TO DATE FY 2008 (July-Feb.)
Business, Moore School of			
Business, Moore School of - Dean's Office	0	400,999	423,120
Business, Moore School of - Division of Research	0	15,000	126,000
Small Business Development Center	0	565,695	577,853
Total:	0	981,694	1,126,973
Education, College of			
Education	0	87,313	70,888
Education Leadership & Policies	0	275,295	57,000
Educational Studies, Department of	0	813,385	1,772,848
Instruction & Teacher Education	1,000	1,240,705	1,895,860
Office of Program Evaluation	86,000	662,772	963,911
Physical Education	0	160,000	525,476
SC Educational Policy Center	0	323,193	243,193
School Improvement Council Assistance	0	0	150,918
Total:	87,000	3,562,663	5,680,094
Engineering & Computing, College of			
Chemical Engineering	379,500	3,324,569	4,134,446
Civil & Environmental Engineering	419,806	397,245	2,067,162
Computer Science & Engineering	0	1,070,973	415,356
Electrical Engineering	382,372	2,281,705	2,895,355
Engineering & Computing, College of	0	16,200	0
Mechanical Engineering	177,280	2,068,698	2,752,102
SC Alliance for Minority Participation (SCAMP)	0	88,769	140,653
Total:	1,358,958	9,248,159	12,405,074
Honors College, South Carolina			
Honors College, South Carolina	0	0	4,935
Total:	0	0	4,935
Hospitality, Retail & Sport Management, College of			
Hotel, Restaurant & Tourism Administration	0	0	123,992
Retailing, Department of	0	151,920	-29,250
Sport & Entertainment Management	0	0	32,000
Total:	0	151,920	126,742
Law, School of			
Law, School of	50,148	707,624	643,305
Total:	50,148	707,624	643,305

Awards by Department

<u>CAMPUS</u>	CURRENT MONTH February FY2008 New Awards	YEAR TO DATE FY 2007 (July-Feb.)	YEAR TO DATE FY 2008 (July-Feb.)
Mass Communications & Information Studies, College			
Journalism & Mass Communications, School of	0	144,787	98,166
Library & Information Sciences, School of	0	727,096	37,008
Mass Communications & Information Studies, College of	0	199,973	128,769
Total:	0	1,071,856	263,943
Medicine, School of			
Cell & Developmental Biology & Anatomy	0	1,163,047	1,928,341
Cell Biology & Neurosciences	0	0	0
Family & Preventive Medicine	0	1,672,106	1,883,491
Health & Safety	0	10,000	25,000
Internal Medicine	42,866	2,393,628	3,774,663
Medicine Library	0	4,500	0
Medicine, School of - (Dean)	0	438,196	44,999
Neuropsychiatry	4,960	1,287,491	1,344,276
Obstetrics & Gynecology	12,763	826,314	873,831
Ophthalmology	0	397,366	734,220
Orthopaedic Surgery	0	519,608	466,958
Pathology & Microbiology	39,015	1,744,219	2,057,850
Pediatrics	502,266	4,298,637	5,773,156
Pharmacology, Physiology & Neuroscience	48,838	1,010,130	867,121
Radiology	0	27,276	0
Research & Special Projects	0	316,582	126,985
Surgery	0	992,646	1,245,178
Total:	650,708	17,101,746	21,146,069
Nursing, College of			
Nursing	0	1,047,197	814,117
Total:	0	1,047,197	814,117
Pharmacy, SC College of			
Clinical Pharmacy and Outcome Sciences	0	10,000	10,000
Palmetto Poison Center	0	471,422	317,423
Pharmaceutical and Biomedical Sciences	158,552	748,913	970,116
Pharmaceutical Sciences	0	766,338	0
Pharmacy - (Dean)	135,000	1,035,198	232,500
Total:	293,552	3,031,871	1,530,039
Provost, Office of the			
TRIO Programs	0	1,298,718	1,820,972
Total:	0	1,298,718	1,820,972

Awards by Department

<u>CAMPUS</u>	CURRENT MONTH February FY2008 New Awards	YEAR TO DATE FY 2007 (July-Feb.)	YEAR TO DATE FY 2008 (July-Feb.)
Public Health, Arnold School of			
Communication Sciences & Disorders	487,822	836,082	873,558
Environmental Health Sciences	100,000	1,555,427	2,293,152
Epidemiology & Biostatistics	208,232	3,081,197	3,305,930
Exercise Science	42,706	1,998,314	1,010,136
Health Promotion, Education & Behavior	14,325	3,045,078	3,287,981
Health Services & Policy Research, Center for	0	1,275,372	307,931
Health Services Policy and Management	4,750	1,430,020	1,297,757
Prevention Research Center	0	990,589	1,430,763
Public Health, Arnold School of - Dean	0	177,521	157,700
Public Health, Arnold School of - General	400	0	5,002
Research in Nutrition & Health Disparities, Center for	0	1,176,047	1,405,681
Total:	858,235	15,565,647	15,375,591
Research & Health Sciences, Vice President			
Cancer Prevention Control Program	18,852	0	18,852
Research, Vice President for - (General)	12,500	40,000	616,846
Sponsored Awards Management	0	64,224	227,565
Total:	31,352	104,224	863,263
Senior & Regional Campuses			
USC Aiken	96,057	722,200	627,017
USC Beaufort - Academic Affairs	807	0	807
USC Beaufort - General	0	415,857	1,211,097
USC Lancaster	0	479,294	577,253
USC Salkehatchie	0	522,853	821,230
USC Sumter	0	0	273,586
USC Union	0	0	351,369
USC Upstate	515,496	789,868	1,610,932
Total:	612,360	2,930,072	5,473,291
Social Work, College of			
Families in Society, Institute for	6,000	870,539	365,004
Social Work, College of	2,500	1,172,911	1,342,065
Total:	8,500	2,043,450	1,707,069
Student Affairs, Division of			
International Programs for Students	0	16,740	13,500
Student Health	0	72,040	78,707
Student Life	0	4,990	0
Total:	0	93,770	92,207

Awards by Department

CAMPUS

University Libraries
Thomas Cooper Library

	CURRENT MONTH February FY2008 New Awards	YEAR TO DATE FY 2007 (July-Feb.)	YEAR TO DATE FY 2008 (July-Feb.)
	0	0	0
Total:	0	0	0
Report Total:	5,724,464	78,200,833	93,870,869

Sponsored Awards Management

FY2008 YTD - Awards by Source

	COM	FED	LOC	OTH	PHI	STA	Total
Total	3,254,655	69,687,325	284,892	1,389,573	13,665,935	5,588,489	93,870,869
Arts and Sciences, College of	323,962	21,988,453	55,080	913,856	979,816	394,506	24,655,673
Anthropology	0	0	0	0	81,033	3,900	84,933
Archaeology & Anthropology, SC	0	1,360,872	2,000	0	0	13,183	1,376,055
Art	0	0	0	0	0	20,000	20,000
Baruch Institute	0	1,506,344	0	0	0	-13,244	1,493,100
Biological Sciences	122,653	2,919,033	0	0	7,000	20,000	3,068,686
Chemistry & Biochemistry	65,309	4,413,046	0	0	124,775	55,000	4,658,130
COBRE: Center for Colon Cancer	0	703,595	0	0	-15,482	0	688,113
Criminology & Criminal Justice,	0	0	0	0	0	8,500	8,500
Earth Sciences & Resources	73,600	206,747	0	0	0	0	280,347
English	0	1,461,590	0	0	0	6,424	1,468,014
Environment, School of the	0	708,506	0	0	20,000	0	728,506
Geography	0	482,858	0	0	0	34,538	517,396
Geological Sciences	30,400	2,091,269	0	840,000	0	0	2,961,669
History	0	23,340	0	0	3,032	29,909	56,281
Linguistics Program	0	0	0	0	0	22,689	22,689
Mathematics	0	1,805,546	0	0	0	101,013	1,906,559

	COM	FED	LOC	OTH	PHI	STA	Total
Naval Science	0	3,000	0	0	0	0	3,000
Philosophy	0	0	0	0	24,000	0	24,000
Physics & Astronomy	0	845,148	0	0	0	0	845,148
Political Science	0	201,524	39,080	0	0	0	240,604
Psychology	32,000	1,884,015	14,000	73,856	17,500	65,244	2,086,615
Public Service & Policy Research, Center for	0	436,788	0	0	45,550	17,450	499,788
Religious Studies	0	0	0	0	500	0	500
Science Education, Center for	0	643,109	0	0	0	0	643,109
Sociology	0	5,009	0	0	0	0	5,009
Southern Studies, Institute for	0	0	0	0	665,908	0	665,908
Statistics	0	262,359	0	0	6,000	9,900	278,259
Theatre and Dance, Department	0	24,755	0	0	0	0	24,755
Business & Finance	0	116,662	0	0	0	24,850	141,512
Environmental Health and Safety	0	116,662	0	0	0	0	116,662
Recycling & Waste Management	0	0	0	0	0	24,850	24,850
Business, Moore School of	49,000	1,000,973	0	0	0	77,000	1,126,973
Business, Moore School of - Business Office	0	423,120	0	0	0	0	423,120
Business, Moore School of - Business Office	49,000	0	0	0	0	77,000	126,000
Small Business Development Center	0	577,853	0	0	0	0	577,853
Education, College of	2,517	4,075,423	5,000	0	91,158	1,505,996	5,680,094
Education	0	56,654	0	0	0	14,234	70,888
Education Leadership & Policies	0	0	5,000	0	0	52,000	57,000
Educational Studies, Department	0	1,399,736	0	0	55,112	318,000	1,772,848

	COM	FED	LOC	OTH	PHI	STA	Total
Instruction & Teacher Education	2,517	1,464,793	0	0	10,106	418,444	1,895,860
Office of Program Evaluation	0	505,571	0	0	5,940	452,400	963,911
Physical Education	0	505,476	0	0	20,000	0	525,476
SC Educational Policy Center	0	143,193	0	0	0	100,000	243,193
School Improvement Council	0	0	0	0	0	150,918	150,918
Engineering & Computing, College o	1,279,664	10,073,238	53,620	40,000	379,867	578,685	12,405,074
Chemical Engineering	621,890	2,699,478	0	0	377,000	436,078	4,134,446
Civil & Environmental Engineering	75,000	1,871,542	53,620	40,000	0	27,000	2,067,162
Computer Science & Engineering	0	415,356	0	0	0	0	415,356
Electrical Engineering	101,914	2,793,441	0	0	0	0	2,895,355
Mechanical Engineering	480,860	2,109,421	0	0	2,867	158,954	2,752,102
SC Alliance for Minority	0	184,000	0	0	0	-43,347	140,653
Honors College, South Carolina	0	4,935	0	0	0	0	4,935
Honors College, South Carolina	0	4,935	0	0	0	0	4,935
Hospitality, Retail & Sport Managemen	2,000	23,745	32,000	0	68,997	0	126,742
Hotel, Restaurant & Tourism	0	54,995	0	0	68,997	0	123,992
Retailing, Department of	2,000	-31,250	0	0	0	0	-29,250
Sport & Entertainment	0	0	32,000	0	0	0	32,000
Law, School of	0	543,305	0	0	0	100,000	643,305
Law, School of	0	543,305	0	0	0	100,000	643,305
Mass Communications & Informatior	0	206,745	0	0	38,750	18,448	263,943
Journalism & Mass	0	77,976	0	0	8,750	11,440	98,166
Library & Information Sciences,	0	0	0	0	30,000	7,008	37,008
Mass Communications &	0	128,769	0	0	0	0	128,769

	COM	FED	LOC	OTH	PHI	STA	Total
Medicine, School of	856,979	10,301,981	4,000	125,611	8,152,064	1,705,434	21,146,069
Cell & Developmental Biology &	200,000	1,431,575	0	0	296,766	0	1,928,341
Family & Preventive Medicine	0	843,363	0	0	1,002,628	37,500	1,883,491
Health & Safety	0	0	0	0	0	25,000	25,000
Internal Medicine	41,119	1,450,853	0	120,070	2,162,621	0	3,774,663
Medicine, School of - (Dean)	0	0	0	0	44,999	0	44,999
Neuropsychiatry	161,183	259,614	0	0	832,692	90,787	1,344,276
Obstetrics & Gynecology	12,360	0	0	5,541	790,978	64,952	873,831
Ophthalmology	75,467	235,043	0	0	423,710	0	734,220
Orthopaedic Surgery	0	0	0	0	466,958	0	466,958
Pathology & Microbiology	-37,372	1,793,222	0	0	302,000	0	2,057,850
Pediatrics	38,431	3,634,971	0	0	682,644	1,417,110	5,773,156
Pharmacology, Physiology &	275,791	478,830	0	0	112,500	0	867,121
Research & Special Projects	0	0	4,000	0	52,900	70,085	126,985
Surgery	90,000	174,510	0	0	980,668	0	1,245,178
Nursing, College of	0	496,537	0	0	317,580	0	814,117
Nursing	0	496,537	0	0	317,580	0	814,117
Pharmacy, SC College of	255,099	979,432	0	199,008	96,500	0	1,530,039
Clinical Pharmacy and Outcome	0	10,000	0	0	0	0	10,000
Palmetto Poison Center	0	278,415	0	39,008	0	0	317,423
Pharmaceutical and Biomedical	255,099	691,017	0	0	24,000	0	970,116
Pharmacy - (Dean)	0	0	0	160,000	72,500	0	232,500
Provost, Office of the	0	1,820,972	0	0	0	0	1,820,972
TRIO Programs	0	1,820,972	0	0	0	0	1,820,972

	COM	FED	LOC	OTH	PHI	STA	Total
Public Health, Arnold School of	428,492	13,000,865	19,392	76,630	1,548,896	301,316	15,375,591
Communication Sciences &	3,650	828,742	0	0	41,166	0	873,558
Environmental Health Sciences	0	2,293,152	0	0	0	0	2,293,152
Epidemiology & Biostatistics	-11,350	2,748,535	0	0	368,058	200,687	3,305,930
Exercise Science	391,742	527,477	0	0	90,917	0	1,010,136
Health Promotion, Education &	0	2,657,174	5,392	34,030	579,945	11,440	3,287,981
Health Services & Policy	0	291,559	0	0	0	16,372	307,931
Health Services Policy and	44,450	825,601	14,000	42,600	324,110	46,996	1,297,757
Prevention Research Center	0	1,430,763	0	0	0	0	1,430,763
Public Health, Arnold School of -	0	38,000	0	0	94,700	25,000	157,700
Public Health, Arnold School of -	0	5,002	0	0	0	0	5,002
Research in Nutrition & Health	0	1,354,860	0	0	50,000	821	1,405,681
Research & Health Sciences, Vice Pr	0	660,763	60,000	0	142,500	0	863,263
Cancer Prevention Control	0	18,852	0	0	0	0	18,852
Research, Vice President for -	0	596,846	60,000	0	-40,000	0	616,846
Sponsored Awards Management	0	45,065	0	0	182,500	0	227,565
Senior & Regional Campuses	39,780	3,894,244	55,800	20,330	810,132	653,005	5,473,291
USC Aiken	0	55,206	50,000	20,000	25,000	476,811	627,017
USC Beaufort - Academic Affairs	0	0	0	0	0	807	807
USC Beaufort - General	0	996,572	5,000	0	100,350	109,175	1,211,097
USC Lancaster	0	575,453	0	0	1,800	0	577,253
USC Salkehatchie	0	425,970	0	0	392,160	3,100	821,230
USC Sumter	0	270,986	800	0	1,800	0	273,586

	COM	FED	LOC	OTH	PHI	STA	Total
USC Union	0	351,369	0	0	0	0	351,369
USC Upstate	39,780	1,218,688	0	330	289,022	63,112	1,610,932
Social Work, College of	17,162	414,845	0	14,138	1,031,675	229,249	1,707,069
Families in Society, Institute for	0	213,004	0	0	152,000	0	365,004
Social Work, College of	17,162	201,841	0	14,138	879,675	229,249	1,342,065
Student Affairs, Division of	0	84,207	0	0	8,000	0	92,207
International Programs for	0	13,500	0	0	0	0	13,500
Student Health	0	70,707	0	0	8,000	0	78,707
University Libraries	0	0	0	0	0	0	0
Thomas Cooper Library	0	0	0	0	0	0	0

Sponsored Awards Management

FY2008 YTD - Awards by Purpose

	Equipment	GA Work Experience	Research	Service	Training	Total
Total	176,512	665,675	61,075,154	24,474,150	7,479,378	93,870,869
Arts and Sciences, College of	0	198,674	22,052,041	1,601,441	803,517	24,655,673
Anthropology	0	3,900	42,408	0	38,625	84,933
Archaeology & Anthropology, SC Institute of	0	0	1,376,055	0	0	1,376,055
Art	0	0	0	0	20,000	20,000
Baruch Institute	0	0	1,478,100	15,000	0	1,493,100
Biological Sciences	0	0	2,909,677	61,489	97,520	3,068,686
Chemistry & Biochemistry	0	6,162	4,589,529	62,439	0	4,658,130
COBRE: Center for Colon Cancer Research	0	0	688,113	0	0	688,113
Criminology & Criminal Justice, Department of	0	0	8,500	0	0	8,500
Earth Sciences & Resources Institute	0	0	280,347	0	0	280,347
English	0	6,424	1,461,590	0	0	1,468,014
Environment, School of the	0	0	616,506	112,000	0	728,506
Geography	0	34,538	482,858	0	0	517,396
Geological Sciences	0	0	2,816,269	145,400	0	2,961,669
History	0	6,381	5,300	44,600	0	56,281

	Equipment	GA Work Experience	Research	Service	Training	Total
Linguistics Program	0	22,689	0	0	0	22,689
Mathematics	0	0	1,906,559	0	0	1,906,559
Naval Science	0	0	0	0	3,000	3,000
Philosophy	0	0	24,000	0	0	24,000
Physics & Astronomy	0	0	845,148	0	0	845,148
Political Science	0	39,080	201,524	0	0	240,604
Psychology	0	79,500	1,741,690	248,862	16,563	2,086,615
Public Service & Policy Research, Institute for	0	0	294,100	205,688	0	499,788
Religious Studies	0	0	500	0	0	500
Science Education, Center for	0	0	0	15,300	627,809	643,109
Sociology	0	0	5,009	0	0	5,009
Southern Studies, Institute for	0	0	0	665,908	0	665,908
Statistics	0	0	278,259	0	0	278,259
Theatre and Dance, Department of	0	0	0	24,755	0	24,755
Business & Finance	141,512	0	0	0	0	141,512
Environmental Health and Safety	116,662	0	0	0	0	116,662
Recycling & Waste Management	24,850	0	0	0	0	24,850
Business, Moore School of	0	0	549,120	577,853	0	1,126,973
Business, Moore School of - Dean's Office	0	0	423,120	0	0	423,120
Business, Moore School of - Division of Researc	0	0	126,000	0	0	126,000
Small Business Development Center	0	0	0	577,853	0	577,853
Education, College of	0	3,524	2,843,444	929,211	1,903,915	5,680,094
Education	0	0	0	66,654	4,234	70,888

	Equipment	GA Work Experience	Research	Service	Training	Total
Education Leadership & Policies	0	0	46,000	11,000	0	57,000
Educational Studies, Department of	0	1,007	1,369,853	54,105	347,883	1,772,848
Instruction & Teacher Education	0	2,517	217,470	296,194	1,379,679	1,895,860
Office of Program Evaluation	0	0	461,452	330,340	172,119	963,911
Physical Education	0	0	505,476	20,000	0	525,476
SC Educational Policy Center	0	0	243,193	0	0	243,193
School Improvement Council Assistance	0	0	0	150,918	0	150,918
Engineering & Computing, College of	0	0	11,839,018	75,000	491,056	12,405,074
Chemical Engineering	0	0	4,122,446	0	12,000	4,134,446
Civil & Environmental Engineering	0	0	1,965,162	75,000	27,000	2,067,162
Computer Science & Engineering	0	0	415,356	0	0	415,356
Electrical Engineering	0	0	2,895,355	0	0	2,895,355
Mechanical Engineering	0	0	2,300,046	0	452,056	2,752,102
SC Alliance for Minority Participation (SCAMP)	0	0	140,653	0	0	140,653
Honors College, South Carolina	0	4,935	0	0	0	4,935
Honors College, South Carolina	0	4,935	0	0	0	4,935
Hospitality, Retail & Sport Management, College of	0	0	83,744	2,000	40,998	126,742
Hotel, Restaurant & Tourism Administration	0	0	114,994	0	8,998	123,992
Retailing, Department of	0	0	-31,250	2,000	0	-29,250
Sport & Entertainment Management	0	0	0	0	32,000	32,000
Law, School of	0	0	0	403,964	239,341	643,305
Law, School of	0	0	0	403,964	239,341	643,305
Mass Communications & Information Studies, Colle	0	27,198	128,769	30,000	77,976	263,943

	Equipment	GA Work Experience	Research	Service	Training	Total
Journalism & Mass Communications, School of	0	20,190	0	0	77,976	98,166
Library & Information Sciences, School of	0	7,008	0	30,000	0	37,008
Mass Communications & Information Studies, C	0	0	128,769	0	0	128,769
Medicine, School of	0	0	7,406,248	12,650,562	1,089,259	21,146,069
Cell & Developmental Biology & Anatomy	0	0	1,893,639	0	34,702	1,928,341
Family & Preventive Medicine	0	0	631,947	1,093,160	158,384	1,883,491
Health & Safety	0	0	0	25,000	0	25,000
Internal Medicine	0	0	1,062,338	2,683,075	29,250	3,774,663
Medicine, School of - (Dean)	0	0	0	0	44,999	44,999
Neuropsychiatry	0	0	174,584	919,692	250,000	1,344,276
Obstetrics & Gynecology	0	0	17,901	855,930	0	873,831
Ophthalmology	0	0	310,510	423,710	0	734,220
Orthopaedic Surgery	0	0	0	466,958	0	466,958
Pathology & Microbiology	0	0	2,055,850	0	2,000	2,057,850
Pediatrics	0	0	167,542	5,090,384	515,230	5,773,156
Pharmacology, Physiology & Neuroscience	0	0	827,427	0	39,694	867,121
Research & Special Projects	0	0	0	111,985	15,000	126,985
Surgery	0	0	264,510	980,668	0	1,245,178
Nursing, College of	0	0	10,000	95,000	709,117	814,117
Nursing	0	0	10,000	95,000	709,117	814,117
Pharmacy, SC College of	0	0	1,019,124	510,915	0	1,530,039
Clinical Pharmacy and Outcome Sciences	0	0	10,000	0	0	10,000
Palmetto Poison Center	0	0	39,008	278,415	0	317,423

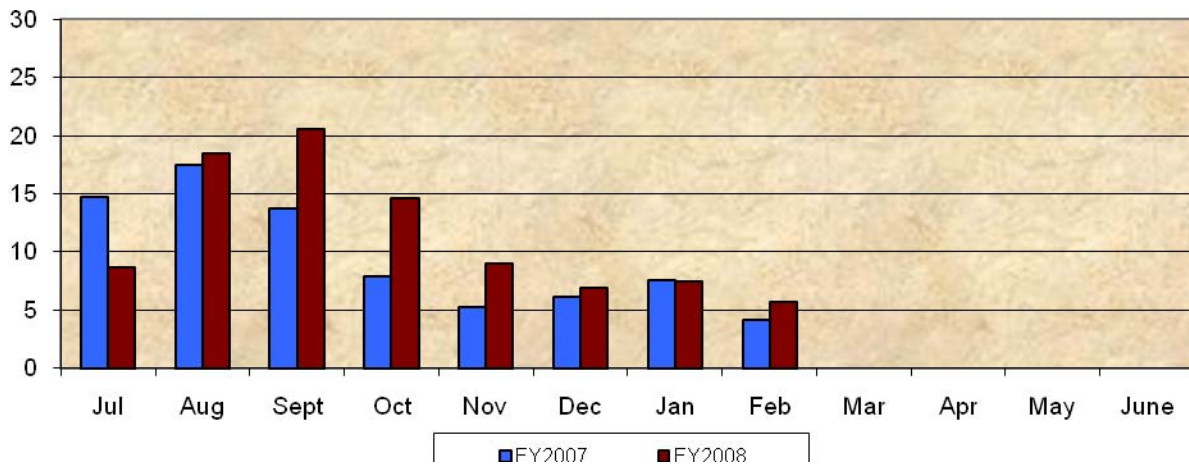
	Equipment	GA Work Experience	Research	Service	Training	Total
Pharmaceutical and Biomedical Sciences	0	0	970,116	0	0	970,116
Pharmacy - (Dean)	0	0	0	232,500	0	232,500
Provost, Office of the	0	0	0	1,820,972	0	1,820,972
TRIO Programs	0	0	0	1,820,972	0	1,820,972
Public Health, Arnold School of	0	355,885	13,147,111	459,491	1,413,104	15,375,591
Communication Sciences & Disorders	0	3,650	631,822	0	238,086	873,558
Environmental Health Sciences	0	0	1,182,076	100,000	1,011,076	2,293,152
Epidemiology & Biostatistics	0	115,442	3,072,896	-8,350	125,942	3,305,930
Exercise Science	0	0	1,012,886	-2,750	0	1,010,136
Health Promotion, Education & Behavior	0	55,487	3,054,924	177,570	0	3,287,981
Health Services & Policy Research, Center for	0	0	305,862	2,069	0	307,931
Health Services Policy and Management	0	181,306	1,050,201	66,250	0	1,297,757
Prevention Research Center	0	0	1,430,763	0	0	1,430,763
Public Health, Arnold School of - Dean	0	0	0	119,700	38,000	157,700
Public Health, Arnold School of - General	0	0	0	5,002	0	5,002
Research in Nutrition & Health Disparities, Cente	0	0	1,405,681	0	0	1,405,681
Research & Health Sciences, Vice President	0	0	620,763	242,500	0	863,263
Cancer Prevention Control Program	0	0	18,852	0	0	18,852
Research, Vice President for - (General)	0	0	556,846	60,000	0	616,846
Sponsored Awards Management	0	0	45,065	182,500	0	227,565
Senior & Regional Campuses	35,000	0	826,427	3,984,976	626,888	5,473,291
USC Aiken	0	0	52,706	510,960	63,351	627,017
USC Beaufort - Academic Affairs	0	0	0	807	0	807

	Equipment	GA Work Experience	Research	Service	Training	Total
USC Beaufort - General	35,000	0	750,861	425,236	0	1,211,097
USC Lancaster	0	0	0	577,253	0	577,253
USC Salkehatchie	0	0	0	821,230	0	821,230
USC Sumter	0	0	3,000	270,586	0	273,586
USC Union	0	0	0	234,229	117,140	351,369
USC Upstate	0	0	19,860	1,144,675	446,397	1,610,932
Social Work, College of	0	75,459	549,345	1,082,265	0	1,707,069
Families in Society, Institute for	0	0	365,004	0	0	365,004
Social Work, College of	0	75,459	184,341	1,082,265	0	1,342,065
Student Affairs, Division of	0	0	0	8,000	84,207	92,207
International Programs for Students	0	0	0	0	13,500	13,500
Student Health	0	0	0	8,000	70,707	78,707
University Libraries	0	0	0	0	0	0
Thomas Cooper Library	0	0	0	0	0	0

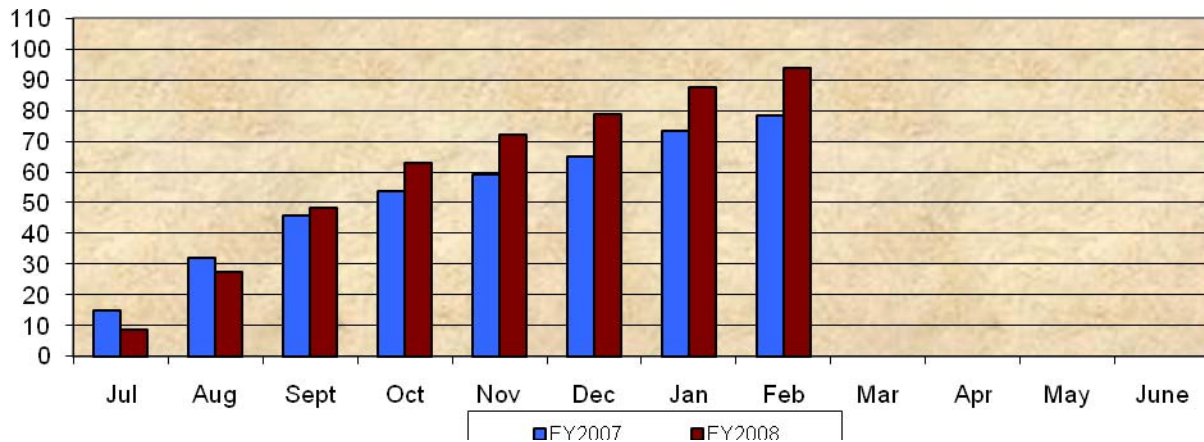
Funding Agency Comparison Report Year-To-Date - February - FY2008

	<u>FY2007</u>	<u>FY2008</u>	<u>% CHG</u>
NIH Awards	\$14,488,792	\$12,994,412	(10.3)
Dept. Of Education Awards	\$6,858,030	\$8,079,693	17.8
Dept. Of Defense Awards	\$3,431,917	\$8,445,444	146.1
NSF Awards	\$8,549,361	\$14,224,845	66.4
Non Profit Awards	\$12,087,708	\$13,665,935	13.1
State and Municipalities Awards	\$4,874,196	\$5,873,381	20.5
Dept. Of Energy Awards	\$1,144,949	\$2,171,502	89.7
Business and Industry Awards	\$2,871,074	\$3,254,655	13.4

Amounts Awarded (In millions of dollars)



Cumulative Amounts Awarded (In millions of dollars)



Proposals by Department

<u>CAMPUS</u>	CURRENT MONTH February FY2008		YEAR TO DATE FY 2007 (July-Feb.)		YEAR TO DATE FY 2008 (July-Feb.)	
Arts and Sciences, College of						
African-American Studies Program	0	0	1	20,000	0	0
Anthropology	2	213,652	5	639,084	6	442,358
Archaeology & Anthropology, SC Institute of	2	3,417	8	1,158,312	17	1,095,042
Art	0	0	2	108,500	2	28,000
Arts and Sciences - (Dean)	1	100,000	1	288,354	1	100,000
Baruch Institute	1	1,058	24	2,133,700	26	2,430,175
Biological Sciences	9	877,571	46	6,517,425	55	6,216,574
Chemistry & Biochemistry	5	1,185,835	53	7,459,705	64	11,820,122
COBRE: Center for Colon Cancer Research	1	75,000	1	1,500,000	2	275,000
Criminology & Criminal Justice, Department of	1	102,591	3	62,497	4	218,529
Earth Sciences & Resources Institute	4	216,129	6	299,367	8	496,431
English	0	0	5	426,742	14	645,939
Environment, School of the	0	0	2	1,509,202	4	426,354
Geography	2	23,216	20	961,363	25	3,991,138
Geological Sciences	2	334,809	38	7,394,259	33	3,021,381
History	1	68,388	17	580,388	16	645,132
International Studies, Walker Institute of	0	0	1	276,262	1	280,558
Languages, Literatures, and Cultures, Department of	1	6,070	0	0	3	143,185
Linguistics Program	0	0	2	30,000	0	0
Marine Science	0	0	3	41,200	1	20,000
Mathematics	2	183,805	23	2,200,715	26	2,596,068
McKissick Museum	0	0	0	0	1	6,500
Philosophy	0	0	1	130,730	2	30,000
Physics & Astronomy	3	108,000	11	742,570	9	1,098,772
Political Science	0	0	9	188,683	11	427,214
Psychology	6	1,487,460	37	5,019,555	40	7,252,021
Public Service & Policy Research, Institute for	1	15,000	6	140,286	4	60,550
Religious Studies	0	0	2	20,200	1	250
Science Education, Center for	0	0	5	498,612	3	78,891
Sociology	0	0	6	327,438	1	89,217
Statistics	2	56,000	11	355,028	9	399,519
Theatre and Dance, Department of	0	0	1	3,375	1	10,000
Women's Studies	0	0	0	0	1	31,062
Total:	46	5,058,001	350	41,033,552	391	44,375,982
Business & Finance						
Environmental Health and Safety	0	0	0	0	1	163,606
Recycling & Waste Management	0	0	0	0	1	24,850
Total:	0	0	0	0	2	188,456

Proposals by Department

<u>CAMPUS</u>	CURRENT MONTH February FY2008		YEAR TO DATE FY 2007 (July-Feb.)		YEAR TO DATE FY 2008 (July-Feb.)	
Business, Moore School of						
Business, Moore School of - Dean's Office	0	0	2	53,057	1	0
Business, Moore School of - Division of Research	0	0	8	117,062	4	167,458
Small Business Development Center	0	0	2	1,204,554	2	1,207,865
Total:	0	0	12	1,374,673	7	1,375,323
Education, College of						
Education	0	0	2	19,648	1	10,000
Education Leadership & Policies	0	0	7	110,342	3	182,372
Educational Studies, Department of	0	0	12	1,031,163	11	1,075,320
Instruction & Teacher Education	2	338,606	16	1,203,984	23	1,682,180
Office of Program Evaluation	0	0	6	308,797	10	674,119
Physical Education	1	11,964	4	157,000	3	574,586
SC Educational Policy Center	0	0	1	100,000	1	100,000
Total:	3	350,570	48	2,930,934	52	4,298,577
Engineering & Computing, College of						
Chemical Engineering	2	97,764	57	16,055,662	54	8,353,883
Civil & Environmental Engineering	6	454,891	31	2,820,953	29	2,417,608
Computer Science & Engineering	2	138,467	35	5,309,798	18	2,210,875
Electrical Engineering	6	1,875,577	39	6,729,458	33	5,758,250
Engineering & Computing, College of	0	0	0	0	1	12,500
Mechanical Engineering	9	850,649	47	3,185,009	41	8,186,683
SC Alliance for Minority Participation (SCAMP)	0	0	2	267,769	1	184,000
Total:	25	3,417,348	211	34,368,649	177	27,123,799
Equal Opportunity Programs						
Equal Opportunity Programs	0	0	1	56,953	0	0
Total:	0	0	1	56,953	0	0
Honors College, South Carolina						
Honors College, South Carolina	0	0	2	22,164	1	4,194
Total:	0	0	2	22,164	1	4,194
Hospitality, Retail & Sport Management, College of						
Hospitality, Retail & Sport Management - (Dean)	0	0	1	3,500,000	0	0
Hotel, Restaurant & Tourism Administration	0	0	6	633,210	5	237,035
Retailing, Department of	0	0	0	0	2	21,005
Sport & Entertainment Management	0	0	0	0	2	32,000
Technology Support & Training Management	0	0	2	195,000	2	108,228
Total:	0	0	9	4,328,210	11	398,268

Proposals by Department

<u>CAMPUS</u>	CURRENT MONTH February FY2008		YEAR TO DATE FY 2007 (July-Feb.)		YEAR TO DATE FY 2008 (July-Feb.)	
Law, School of						
Law, School of	2	183,843	7	821,234	7	1,631,877
Total:	2	183,843	7	821,234	7	1,631,877
Mass Communications & Information Studies, College						
Journalism & Mass Communications, School of	0	0	7	151,397	7	113,047
Library & Information Sciences, School of	0	0	2	121,438	3	115,490
Mass Communications & Information Studies, College of	0	0	3	212,632	0	0
Total:	0	0	12	485,467	10	228,537
Medicine, School of						
Cell & Developmental Biology & Anatomy	1	355,000	23	3,005,699	30	4,056,388
Family & Preventive Medicine	0	0	5	761,277	12	2,218,731
Health & Safety	0	0	0	0	1	25,000
Internal Medicine	0	0	13	7,347,434	15	1,638,023
Medicine Library	0	0	1	5,508	0	0
Medicine, School of - (Dean)	1	199,702	1	584,622	2	5,199,702
Neuropsychiatry	2	379,890	8	348,331	9	795,771
Obstetrics & Gynecology	1	100,000	3	342,906	3	227,782
Ophthalmology	0	0	5	892,718	5	1,495,530
Pathology & Microbiology	3	3,514,141	30	9,671,417	28	9,109,331
Pediatrics	2	14,000	12	4,340,763	17	4,142,110
Pharmacology, Physiology & Neuroscience	4	250,712	11	2,373,983	22	3,696,819
Research & Special Projects	1	11,740	5	183,722	8	301,399
Surgery	0	0	1	550,506	3	1,069,141
Total:	15	4,825,185	118	30,408,886	155	33,975,727
Music, School of						
Music, School of	0	0	1	92,881	0	0
Total:	0	0	1	92,881	0	0
Nursing, College of						
Nursing	0	0	11	3,375,048	12	907,266
Total:	0	0	11	3,375,048	12	907,266
Pharmacy, SC College of						
Clinical Pharmacy and Outcome Sciences	0	0	0	0	4	159,513
Palmetto Poison Center	0	0	3	477,516	1	203,130
Pharmaceutical and Biomedical Sciences	0	0	15	2,204,549	22	3,230,091
Pharmaceutical Sciences	0	0	3	633,558	0	0
Pharmacy - (Dean)	1	135,000	0	0	2	207,500
Total:	1	135,000	21	3,315,623	29	3,800,234

Proposals by Department

<u>CAMPUS</u>	CURRENT MONTH February FY2008		YEAR TO DATE FY 2007 (July-Feb.)		YEAR TO DATE FY 2008 (July-Feb.)	
Provost, Office of the						
Provost, Office of the	0	0	0	0	1	265,752
TRIO Programs	0	0	3	972,115	0	0
Total:	0	0	3	972,115	1	265,752
Public Health, Arnold School of						
Communication Sciences & Disorders	2	194,035	16	1,585,740	11	1,597,386
Environmental Health Sciences	5	487,120	9	2,250,896	16	2,418,019
Epidemiology & Biostatistics	10	1,821,595	39	9,063,684	47	6,846,618
Exercise Science	2	546,974	25	5,110,710	25	3,630,506
Health Promotion, Education & Behavior	1	1,992	24	575,404	20	963,756
Health Services & Policy Research, Center for	0	0	8	922,901	6	120,891
Health Services Policy and Management	1	73,060	38	1,026,636	43	2,601,786
Prevention Research Center	0	0	2	629,350	4	1,089,400
Public Health, Arnold School of - Dean	0	0	4	212,265	3	63,000
Research in Nutrition & Health Disparities, Center for	1	49,475	7	238,187	4	115,528
Total:	22	3,174,251	172	21,615,773	179	19,446,890
Research & Health Sciences, Vice President						
Cancer Prevention Control Program	0	0	1	6,869	2	43,998
Health Disparities, Institute for	2	119,289	1	1,497,351	5	475,263
NanoCenter	0	0	1	61,465	0	0
Research, Vice President for - (General)	0	0	2	182,053	3	2,182,548
Sponsored Awards Management	0	0	1	86,436	0	0
Total:	2	119,289	6	1,834,174	10	2,701,809
Senior & Regional Campuses						
Regional Campuses & Continuing Education	1	9,900	0	0	1	9,900
USC Aiken	1	149,990	18	1,774,731	18	782,350
USC Beaufort - Academic Affairs	2	146,307	0	0	2	146,307
USC Beaufort - General	1	18,636	8	1,113,513	10	924,243
USC Lancaster	1	10,000	4	269,440	5	223,873
USC Salkehatchie	0	0	12	1,105,271	12	1,010,010
USC Sumter	0	0	3	9,538	5	17,894
USC Union	0	0	0	0	1	119,896
USC Upstate	3	364,257	16	1,622,344	20	1,259,381
Total:	9	699,090	61	5,894,837	74	4,493,854
Social Work, College of						
Families in Society, Institute for	1	6,000	5	348,400	15	2,892,090
Social Work, College of	2	102,143	44	1,094,339	39	794,440
Total:	3	108,143	49	1,442,739	54	3,686,530

Proposals by Department

CAMPUS

	CURRENT MONTH February FY2008		YEAR TO DATE FY 2007 (July-Feb.)		YEAR TO DATE FY 2008 (July-Feb.)	
Student Affairs, Division of						
Student Development	1	7,562	0	0	1	7,562
Student Health	0	0	1	77,200	4	349,051
Student Life	0	0	1	147,521	0	0
Total:	1	7,562	2	224,721	5	356,613
University Libraries						
Thomas Cooper Library	0	0	1	83,695	0	0
Total:	0	0	1	83,695	0	0
University Press						
University Press	1	6,195	0	0	1	6,195
Total:	1	6,195	0	0	1	6,195
Report Total:	130	18,084,477	1097	154,682,328	1178	149,265,883