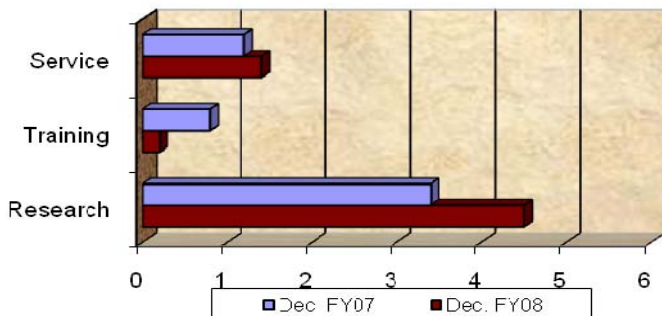


# Sponsored Awards Management (SAM)

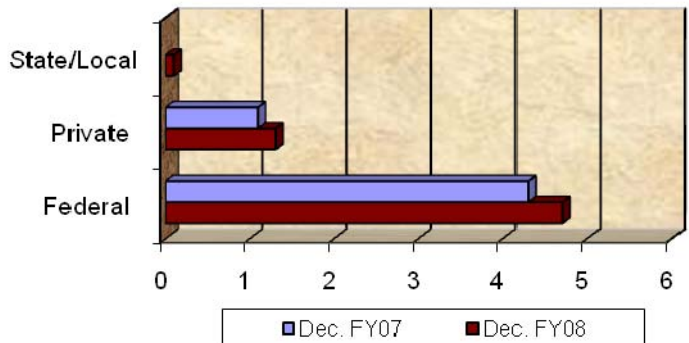
## Monthly Report Summary - December 2007

SAM ACTIVITY	December FY2008 New Awards	YTD FY2007 (July-Dec.)	YTD FY2008 (July-Dec.)	YTD % Change
<b>Award Totals (FY2008)</b>	<b>\$6,117,409</b>	<b>\$65,206,819</b>	<b>\$78,930,814</b>	<b>21.0</b>
<b>Source</b>				
Federal	\$4,683,058	\$49,145,309	\$59,674,382	21.4
Private	\$1,131,781	\$11,418,441	\$13,733,491	20.3
State/Local	\$302,570	\$4,643,069	\$5,522,941	19.0
<b>Purpose</b>				
Research	\$4,480,373	\$38,304,752	\$51,623,676	34.8
Public Service	\$1,637,036	\$26,902,067	\$27,307,138	1.5
<b>Sponsors</b>				
NIH	\$279,506	\$11,943,190	\$11,455,290	(4.1)
HHS (excludes nih)	\$709,923	\$14,086,864	\$14,097,276	0.1
NSF	\$1,155,196	\$5,665,444	\$12,643,582	123.2
<b>Proposals</b>				
Submissions	91	800	886	10.8
Dollars Requested	\$12,105,386	\$114,285,711	\$111,093,243	(2.8)
<b>Expenditures</b>				
Research Direct	\$4,837,462	\$32,968,464	\$33,428,962	1.4
Research IDC	\$1,444,521	\$10,052,780	\$9,855,984	(2.0)
<b>Notable Areas</b>				
Health Science Colleges	\$3,022,917	\$33,435,805	\$35,395,915	5.9
Arts and Sciences	\$803,091	\$14,782,995	\$20,502,860	38.7
Education	\$65,626	\$3,410,863	\$5,585,577	63.8
Engineering & Computing	\$1,229,770	\$6,915,243	\$8,451,572	22.2
Senior and Regional Campuses	\$214,028	\$2,696,376	\$4,656,338	72.7

**Summary by Purpose**



**Summary by Source**



Amounts Received (In millions of dollars)

## Awards by Department

<u>CAMPUS</u>	<b>CURRENT MONTH December FY2008 New Awards</b>	<b>YEAR TO DATE FY 2007 (July-December)</b>	<b>YEAR TO DATE FY 2008 (July-December)</b>
<b>Arts and Sciences, College of</b>			
Anthropology	0	42,408	42,408
Archaeology & Anthropology, SC Institute of	52,000	202,954	993,292
Art	0	100,000	20,000
Baruch Institute	156,502	650,412	1,473,216
Biological Sciences	93,204	2,910,515	2,417,627
Chemistry & Biochemistry	6,244	2,276,518	3,704,926
COBRE: Center for Colon Cancer Research	0	1,216,437	693,595
Criminology & Criminal Justice, Department of	0	33,300	8,500
Earth Sciences & Resources Institute	23,514	68,987	72,703
English	0	25,000	1,468,014
Environment, School of the	0	17,078	584,258
Geography	10,254	731,126	446,943
Geological Sciences	0	1,227,354	2,545,739
History	5,000	503,707	50,981
Linguistics Program	0	20,000	22,689
Mathematics	0	296,694	1,773,227
McKissick Museum	0	4,750	0
Naval Science	0	3,000	3,000
Philosophy	0	481,312	24,000
Physics & Astronomy	0	617,622	845,148
Political Science	0	38,242	240,604
Psychology	456,373	2,637,676	2,057,358
Public Service & Policy Research, Institute for	0	497,417	63,000
Religious Studies	0	4,000	500
Science Education, Center for	0	15,300	643,109
Sociology	0	6,300	5,009
Statistics	0	154,886	278,259
Theatre and Dance, Department of	0	0	24,755
<b>Total:</b>	<b>803,091</b>	<b>14,782,995</b>	<b>20,502,860</b>
<b>Business &amp; Finance</b>			
Environmental Health and Safety	0	0	116,662
Recycling & Waste Management	0	0	24,850
<b>Total:</b>	<b>0</b>	<b>0</b>	<b>141,512</b>
<b>Business, Moore School of</b>			
Business, Moore School of - Dean's Office	0	400,999	423,120
Business, Moore School of - Division of Research	0	17,500	77,000
Small Business Development Center	439,661	565,695	577,853
<b>Total:</b>	<b>439,661</b>	<b>984,194</b>	<b>1,077,973</b>

## Awards by Department

<u>CAMPUS</u>	<b>CURRENT MONTH December FY2008 New Awards</b>	<b>YEAR TO DATE FY 2007 (July-December)</b>	<b>YEAR TO DATE FY 2008 (July-December)</b>
<b>Education, College of</b>			
Education	56,654	12,342	70,888
Education Leadership & Policies	0	267,224	57,000
Educational Studies, Department of	0	813,385	1,772,848
Instruction & Teacher Education	8,972	1,227,227	1,892,343
Office of Program Evaluation	0	657,772	872,911
Physical Education	0	109,720	525,476
SC Educational Policy Center	0	323,193	243,193
School Improvement Council Assistance	0	0	150,918
<b>Total:</b>	<b>65,626</b>	<b>3,410,863</b>	<b>5,585,577</b>
<b>Engineering &amp; Computing, College of</b>			
Chemical Engineering	761,960	2,660,526	3,360,193
Civil & Environmental Engineering	75,000	363,445	1,064,454
Computer Science & Engineering	113,172	252,156	415,356
Electrical Engineering	210,343	2,164,391	1,131,996
Engineering & Computing, College of	0	16,200	0
Mechanical Engineering	69,295	1,369,756	2,338,920
SC Alliance for Minority Participation (SCAMP)	0	88,769	140,653
<b>Total:</b>	<b>1,229,770</b>	<b>6,915,243</b>	<b>8,451,572</b>
<b>Honors College, South Carolina</b>			
Honors College, South Carolina	0	0	4,935
<b>Total:</b>	<b>0</b>	<b>0</b>	<b>4,935</b>
<b>Hospitality, Retail &amp; Sport Management, College of</b>			
Hotel, Restaurant & Tourism Administration	0	0	123,992
Retailing, Department of	0	151,920	-29,250
Sport & Entertainment Management	0	0	32,000
<b>Total:</b>	<b>0</b>	<b>151,920</b>	<b>126,742</b>
<b>Law, School of</b>			
Law, School of	253,816	286,367	470,290
<b>Total:</b>	<b>253,816</b>	<b>286,367</b>	<b>470,290</b>
<b>Mass Communications &amp; Information Studies, College</b>			
Journalism & Mass Communications, School of	7,000	144,787	94,625
Library & Information Sciences, School of	0	727,096	37,008
Mass Communications & Information Studies, College of	0	199,973	128,769
<b>Total:</b>	<b>7,000</b>	<b>1,071,856</b>	<b>260,402</b>

## Awards by Department

<u>CAMPUS</u>	<b>CURRENT MONTH December FY2008 New Awards</b>	<b>YEAR TO DATE FY 2007 (July-December)</b>	<b>YEAR TO DATE FY 2008 (July-December)</b>
<b>Medicine, School of</b>			
Cell & Developmental Biology & Anatomy	77,000	937,106	1,638,575
Cell Biology & Neurosciences	0	0	0
Family & Preventive Medicine	68,949	1,303,600	1,600,194
Health & Safety	0	10,000	25,000
Internal Medicine	366,699	1,874,699	3,172,064
Medicine, School of - (Dean)	0	148,196	37,499
Neuropsychiatry	2,737	928,736	980,502
Obstetrics & Gynecology	102	634,086	664,901
Ophthalmology	75,467	276,193	632,253
Orthopaedic Surgery	0	391,404	351,417
Pathology & Microbiology	277,041	1,401,632	2,005,835
Pediatrics	39,500	3,981,510	5,089,238
Pharmacology, Physiology & Neuroscience	0	975,363	818,283
Research & Special Projects	5,000	216,582	126,985
Surgery	200,608	672,178	1,033,245
<b>Total:</b>	<b>1,113,103</b>	<b>13,751,285</b>	<b>18,175,991</b>
<b>Nursing, College of</b>			
Nursing	0	952,197	813,117
<b>Total:</b>	<b>0</b>	<b>952,197</b>	<b>813,117</b>
<b>Pharmacy, SC College of</b>			
Palmetto Poison Center	0	471,422	317,423
Pharmaceutical and Biomedical Sciences	115,160	615,180	733,064
Pharmaceutical Sciences	0	766,338	0
Pharmacy - (Dean)	0	1,035,198	97,500
Pharmacy Practice	10,000	10,000	10,000
<b>Total:</b>	<b>125,160</b>	<b>2,898,138</b>	<b>1,157,987</b>
<b>Provost, Office of the</b>			
TRIO Programs	0	1,298,718	1,332,580
<b>Total:</b>	<b>0</b>	<b>1,298,718</b>	<b>1,332,580</b>
<b>Public Health, Arnold School of</b>			
Communication Sciences & Disorders	0	651,674	241,736
Environmental Health Sciences	0	1,454,779	2,125,362
Epidemiology & Biostatistics	1,019,101	3,018,857	3,049,066
Exercise Science	0	1,665,379	733,690
Health Promotion, Education & Behavior	6,030	3,025,971	2,941,901
Health Services & Policy Research, Center for	4,630	460,037	267,866
Health Services Policy and Management	4,500	1,245,375	1,229,607
Prevention Research Center	0	990,589	1,430,763
Public Health, Arnold School of - Dean	0	152,521	157,700
Research in Nutrition & Health Disparities, Center for	627,372	1,136,047	1,395,581
<b>Total:</b>	<b>1,661,633</b>	<b>13,801,229</b>	<b>13,573,272</b>

## Awards by Department

<u>CAMPUS</u>	CURRENT MONTH December FY2008 New Awards	YEAR TO DATE FY 2007 (July-December)	YEAR TO DATE FY 2008 (July-December)
<b>Research &amp; Health Sciences, Vice President</b>			
Research, Vice President for - (General)	60,000	0	604,346
Sponsored Awards Management	0	78,712	227,565
<b>Total:</b>	<b>60,000</b>	<b>78,712</b>	<b>831,911</b>
<b>Senior &amp; Regional Campuses</b>			
USC Aiken	0	657,200	510,960
USC Beaufort	0	415,857	1,211,097
USC Lancaster	15,316	479,294	577,253
USC Salkehatchie	0	467,913	671,230
USC Sumter	1,800	0	273,086
USC Union	117,140	0	351,369
USC Upstate	79,772	676,112	1,061,343
<b>Total:</b>	<b>214,028</b>	<b>2,696,376</b>	<b>4,656,338</b>
<b>Social Work, College of</b>			
Families in Society, Institute for	120,000	870,539	354,004
Social Work, College of	3,021	1,162,417	1,321,544
<b>Total:</b>	<b>123,021</b>	<b>2,032,956</b>	<b>1,675,548</b>
<b>Student Affairs, Division of</b>			
International Programs for Students	13,500	16,740	13,500
Student Health	8,000	72,040	78,707
Student Life	0	4,990	0
<b>Total:</b>	<b>21,500</b>	<b>93,770</b>	<b>92,207</b>
<b>Sub Total:</b>	<b>6,117,409</b>	<b>65,206,819</b>	<b>78,930,814</b>
<b>Report Total:</b>	<b>6,117,409</b>	<b>65,206,819</b>	<b>78,930,814</b>

# Sponsored Awards Management

## FY2008 YTD - Awards by Source

	COM	FED	LOC	OTH	PHI	STA	Total
<b>Total</b>	<b>2,370,764</b>	<b>59,674,382</b>	<b>262,592</b>	<b>1,162,647</b>	<b>10,200,080</b>	<b>5,260,349</b>	<b>78,930,814</b>
<b>Arts and Sciences, College of</b>	230,065	18,703,096	53,080	913,856	282,157	320,606	20,502,860
Anthropology	0	0	0	0	42,408	0	42,408
Archaeology & Anthropology, SC	0	980,109	0	0	0	13,183	993,292
Art	0	0	0	0	0	20,000	20,000
Baruch Institute	0	1,486,460	0	0	0	-13,244	1,473,216
Biological Sciences	122,653	2,267,974	0	0	7,000	20,000	2,417,627
Chemistry & Biochemistry	50,212	3,528,247	0	0	121,467	5,000	3,704,926
COBRE: Center for Colon Cancer	0	693,595	0	0	0	0	693,595
Criminology & Criminal Justice,	0	0	0	0	0	8,500	8,500
Earth Sciences & Resources	0	72,703	0	0	0	0	72,703
English	0	1,461,590	0	0	0	6,424	1,468,014
Environment, School of the	0	564,258	0	0	20,000	0	584,258
Geography	0	412,405	0	0	0	34,538	446,943
Geological Sciences	25,200	1,680,539	0	840,000	0	0	2,545,739
History	0	23,340	0	0	-2,268	29,909	50,981
Linguistics Program	0	0	0	0	0	22,689	22,689
Mathematics	0	1,672,214	0	0	0	101,013	1,773,227

	COM	FED	LOC	OTH	PHI	STA	Total
Naval Science	0	3,000	0	0	0	0	3,000
Philosophy	0	0	0	0	24,000	0	24,000
Physics & Astronomy	0	845,148	0	0	0	0	845,148
Political Science	0	201,524	39,080	0	0	0	240,604
Psychology	32,000	1,874,758	14,000	73,856	17,500	45,244	2,057,358
Public Service & Policy Research, Center for	0	0	0	0	45,550	17,450	63,000
Religious Studies	0	0	0	0	500	0	500
Science Education, Center for	0	643,109	0	0	0	0	643,109
Sociology	0	5,009	0	0	0	0	5,009
Statistics	0	262,359	0	0	6,000	9,900	278,259
Theatre and Dance, Department	0	24,755	0	0	0	0	24,755
<b>Business &amp; Finance</b>	0	116,662	0	0	0	24,850	141,512
Environmental Health and Safety	0	116,662	0	0	0	0	116,662
Recycling & Waste Management	0	0	0	0	0	24,850	24,850
<b>Business, Moore School of</b>	0	1,000,973	0	0	0	77,000	1,077,973
Business, Moore School of - Finance	0	423,120	0	0	0	0	423,120
Business, Moore School of - Marketing	0	0	0	0	0	77,000	77,000
Small Business Development	0	577,853	0	0	0	0	577,853
<b>Education, College of</b>	0	4,004,423	5,000	0	91,158	1,484,996	5,585,577
Education	0	56,654	0	0	0	14,234	70,888
Education Leadership & Policies	0	0	5,000	0	0	52,000	57,000
Educational Studies, Department	0	1,399,736	0	0	55,112	318,000	1,772,848
Instruction & Teacher Education	0	1,463,793	0	0	10,106	418,444	1,892,343

	COM	FED	LOC	OTH	PHI	STA	Total
Office of Program Evaluation	0	435,571	0	0	5,940	431,400	872,911
Physical Education	0	505,476	0	0	20,000	0	525,476
SC Educational Policy Center	0	143,193	0	0	0	100,000	243,193
School Improvement Council	0	0	0	0	0	150,918	150,918
<b>Engineering &amp; Computing, College of</b>	982,639	6,610,561	33,820	0	292,867	531,685	8,451,572
Chemical Engineering	464,390	2,189,725	0	0	290,000	416,078	3,360,193
Civil & Environmental Engineering	75,000	955,634	33,820	0	0	0	1,064,454
Computer Science & Engineering	0	415,356	0	0	0	0	415,356
Electrical Engineering	101,914	1,030,082	0	0	0	0	1,131,996
Mechanical Engineering	341,335	1,835,764	0	0	2,867	158,954	2,338,920
SC Alliance for Minority Professionals (SAMP)	0	184,000	0	0	0	-43,347	140,653
<b>Honors College, South Carolina</b>	0	4,935	0	0	0	0	4,935
Honors College, South Carolina	0	4,935	0	0	0	0	4,935
<b>Hospitality, Retail &amp; Sport Management</b>	2,000	23,745	32,000	0	68,997	0	126,742
Hotel, Restaurant & Tourism	0	54,995	0	0	68,997	0	123,992
Retailing, Department of	2,000	-31,250	0	0	0	0	-29,250
Sport & Entertainment	0	0	32,000	0	0	0	32,000
<b>Law, School of</b>	0	370,290	0	0	0	100,000	470,290
Law, School of	0	370,290	0	0	0	100,000	470,290
<b>Mass Communications &amp; Information Science</b>	0	203,204	0	0	38,750	18,448	260,402
Journalism & Mass Communication	0	74,435	0	0	8,750	11,440	94,625
Library & Information Sciences, Department of	0	0	0	0	30,000	7,008	37,008
Mass Communications & Information Science, Department of	0	128,769	0	0	0	0	128,769
<b>Medicine, School of</b>	587,903	9,612,020	4,000	108,922	6,232,712	1,630,434	18,175,991

	COM	FED	LOC	OTH	PHI	STA	Total
Cell & Developmental Biology &	0	1,431,575	0	0	207,000	0	1,638,575
Family & Preventive Medicine	0	843,363	0	0	719,331	37,500	1,600,194
Health & Safety	0	0	0	0	0	25,000	25,000
Internal Medicine	16,606	1,448,786	0	103,784	1,602,888	0	3,172,064
Medicine, School of - (Dean)	0	0	0	0	37,499	0	37,499
Neuropsychiatry	129,280	174,614	0	0	660,821	15,787	980,502
Obstetrics & Gynecology	0	0	0	5,138	594,811	64,952	664,901
Ophthalmology	75,467	235,043	0	0	321,743	0	632,253
Orthopaedic Surgery	0	0	0	0	351,417	0	351,417
Pathology & Microbiology	-37,372	1,741,207	0	0	302,000	0	2,005,835
Pediatrics	38,131	3,132,930	0	0	501,067	1,417,110	5,089,238
Pharmacology, Physiology &	275,791	429,992	0	0	112,500	0	818,283
Research & Special Projects	0	0	4,000	0	52,900	70,085	126,985
Surgery	90,000	174,510	0	0	768,735	0	1,033,245
<b>Nursing, College of</b>	0	496,537	0	0	316,580	0	813,117
Nursing	0	496,537	0	0	316,580	0	813,117
<b>Pharmacy, SC College of</b>	255,099	766,380	0	64,008	72,500	0	1,157,987
Palmetto Poison Center	0	278,415	0	39,008	0	0	317,423
Pharmaceutical and Biomedical	255,099	477,965	0	0	0	0	733,064
Pharmacy - (Dean)	0	0	0	25,000	72,500	0	97,500
Pharmacy Practice	0	10,000	0	0	0	0	10,000
<b>Provost, Office of the</b>	0	1,332,580	0	0	0	0	1,332,580
TRIO Programs	0	1,332,580	0	0	0	0	1,332,580
<b>Public Health, Arnold School of</b>	270,646	11,737,522	19,392	62,630	1,190,066	293,016	13,573,272

	COM	FED	LOC	OTH	PHI	STA	Total
Communication Sciences & Disorders	3,650	196,920	0	0	41,166	0	241,736
Environmental Health Sciences	0	2,125,362	0	0	0	0	2,125,362
Epidemiology & Biostatistics	-11,350	2,524,971	0	0	343,058	192,387	3,049,066
Exercise Science	251,896	390,877	0	0	90,917	0	733,690
Health Promotion, Education & Behavior	0	2,644,174	5,392	34,030	246,865	11,440	2,941,901
Health Services & Policy	0	251,494	0	0	0	16,372	267,866
Health Services Policy and Management	26,450	790,201	14,000	28,600	323,360	46,996	1,229,607
Prevention Research Center	0	1,430,763	0	0	0	0	1,430,763
Public Health, Arnold School of -	0	38,000	0	0	94,700	25,000	157,700
Research in Nutrition & Health	0	1,344,760	0	0	50,000	821	1,395,581
<b>Research &amp; Health Sciences, Vice Pr</b>	0	629,411	60,000	0	142,500	0	831,911
Research, Vice President for -	0	584,346	60,000	0	-40,000	0	604,346
Sponsored Awards Management	0	45,065	0	0	182,500	0	227,565
<b>Senior &amp; Regional Campuses</b>	25,250	3,565,491	55,300	100	460,132	550,065	4,656,338
USC Aiken	0	22,500	50,000	0	25,000	413,460	510,960
USC Beaufort	0	996,572	5,000	0	100,350	109,175	1,211,097
USC Lancaster	0	575,453	0	0	1,800	0	577,253
USC Salkehatchie	0	425,970	0	0	242,160	3,100	671,230
USC Sumter	0	270,986	300	0	1,800	0	273,086
USC Union	0	351,369	0	0	0	0	351,369
USC Upstate	25,250	922,641	0	100	89,022	24,330	1,061,343
<b>Social Work, College of</b>	17,162	412,345	0	13,131	1,003,661	229,249	1,675,548
Families in Society, Institute for	0	213,004	0	0	141,000	0	354,004

	COM	FED	LOC	OTH	PHI	STA	Total
Social Work, College of	17,162	199,341	0	13,131	862,661	229,249	1,321,544
<b>Student Affairs, Division of</b>	0	84,207	0	0	8,000	0	92,207
International Programs for	0	13,500	0	0	0	0	13,500
Student Health	0	70,707	0	0	8,000	0	78,707

# Sponsored Awards Management

## FY2008 YTD - Awards by Purpose

	Equipment	GA Work Experience	Research	Service	Training	Total
<b>Total</b>	<b>176,512</b>	<b>608,912</b>	<b>51,447,164</b>	<b>19,402,653</b>	<b>7,295,573</b>	<b>78,930,814</b>
<b>Arts and Sciences, College of</b>	0	194,774	18,861,023	682,171	764,892	20,502,860
Anthropology	0	0	42,408	0	0	42,408
Archaeology & Anthropology, SC Institute of	0	0	993,292	0	0	993,292
Art	0	0	0	0	20,000	20,000
Baruch Institute	0	0	1,458,216	15,000	0	1,473,216
Biological Sciences	0	0	2,258,618	61,489	97,520	2,417,627
Chemistry & Biochemistry	0	6,162	3,645,549	53,215	0	3,704,926
COBRE: Center for Colon Cancer Research	0	0	693,595	0	0	693,595
Criminology & Criminal Justice, Department of	0	0	8,500	0	0	8,500
Earth Sciences & Resources Institute	0	0	72,703	0	0	72,703
English	0	6,424	1,461,590	0	0	1,468,014
Environment, School of the	0	0	472,258	112,000	0	584,258
Geography	0	34,538	412,405	0	0	446,943
Geological Sciences	0	0	2,495,539	50,200	0	2,545,739
History	0	6,381	0	44,600	0	50,981

	Equipment	GA Work Experience	Research	Service	Training	Total
Linguistics Program	0	22,689	0	0	0	22,689
Mathematics	0	0	1,773,227	0	0	1,773,227
Naval Science	0	0	0	0	3,000	3,000
Philosophy	0	0	24,000	0	0	24,000
Physics & Astronomy	0	0	845,148	0	0	845,148
Political Science	0	39,080	201,524	0	0	240,604
Psychology	0	79,500	1,712,433	248,862	16,563	2,057,358
Public Service & Policy Research, Institute for	0	0	6,250	56,750	0	63,000
Religious Studies	0	0	500	0	0	500
Science Education, Center for	0	0	0	15,300	627,809	643,109
Sociology	0	0	5,009	0	0	5,009
Statistics	0	0	278,259	0	0	278,259
Theatre and Dance, Department of	0	0	0	24,755	0	24,755
<b>Business &amp; Finance</b>	141,512	0	0	0	0	141,512
Environmental Health and Safety	116,662	0	0	0	0	116,662
Recycling & Waste Management	24,850	0	0	0	0	24,850
<b>Business, Moore School of</b>	0	0	500,120	577,853	0	1,077,973
Business, Moore School of - Dean's Office	0	0	423,120	0	0	423,120
Business, Moore School of - Division of Researc	0	0	77,000	0	0	77,000
Small Business Development Center	0	0	0	577,853	0	577,853
<b>Education, College of</b>	0	1,007	2,843,444	838,211	1,902,915	5,585,577
Education	0	0	0	66,654	4,234	70,888
Education Leadership & Policies	0	0	46,000	11,000	0	57,000

	Equipment	GA Work Experience	Research	Service	Training	Total
Educational Studies, Department of	0	1,007	1,369,853	54,105	347,883	<b>1,772,848</b>
Instruction & Teacher Education	0	0	217,470	296,194	1,378,679	<b>1,892,343</b>
Office of Program Evaluation	0	0	461,452	239,340	172,119	<b>872,911</b>
Physical Education	0	0	505,476	20,000	0	<b>525,476</b>
SC Educational Policy Center	0	0	243,193	0	0	<b>243,193</b>
School Improvement Council Assistance	0	0	0	150,918	0	<b>150,918</b>
<b>Engineering &amp; Computing, College of</b>	0	0	7,924,516	75,000	452,056	8,451,572
Chemical Engineering	0	0	3,360,193	0	0	<b>3,360,193</b>
Civil & Environmental Engineering	0	0	989,454	75,000	0	<b>1,064,454</b>
Computer Science & Engineering	0	0	415,356	0	0	<b>415,356</b>
Electrical Engineering	0	0	1,131,996	0	0	<b>1,131,996</b>
Mechanical Engineering	0	0	1,886,864	0	452,056	<b>2,338,920</b>
SC Alliance for Minority Participation (SCAMP)	0	0	140,653	0	0	<b>140,653</b>
<b>Honors College, South Carolina</b>	0	4,935	0	0	0	4,935
Honors College, South Carolina	0	4,935	0	0	0	<b>4,935</b>
<b>Hospitality, Retail &amp; Sport Management, College of</b>	0	0	83,744	2,000	40,998	126,742
Hotel, Restaurant & Tourism Administration	0	0	114,994	0	8,998	<b>123,992</b>
Retailing, Department of	0	0	-31,250	2,000	0	<b>-29,250</b>
Sport & Entertainment Management	0	0	0	0	32,000	<b>32,000</b>
<b>Law, School of</b>	0	0	0	353,816	116,474	470,290
Law, School of	0	0	0	353,816	116,474	<b>470,290</b>
<b>Mass Communications &amp; Information Studies, Colle</b>	0	27,198	128,769	30,000	74,435	260,402
Journalism & Mass Communications, School of	0	20,190	0	0	74,435	<b>94,625</b>

	Equipment	GA Work Experience	Research	Service	Training	Total
Library & Information Sciences, School of	0	7,008	0	30,000	0	<b>37,008</b>
Mass Communications & Information Studies, C	0	0	128,769	0	0	<b>128,769</b>
<b>Medicine, School of</b>	0	0	6,911,492	10,335,639	928,860	18,175,991
Cell & Developmental Biology & Anatomy	0	0	1,603,873	0	34,702	<b>1,638,575</b>
Family & Preventive Medicine	0	0	631,947	877,762	90,485	<b>1,600,194</b>
Health & Safety	0	0	0	25,000	0	<b>25,000</b>
Internal Medicine	0	0	1,019,472	2,123,342	29,250	<b>3,172,064</b>
Medicine, School of - (Dean)	0	0	0	0	37,499	<b>37,499</b>
Neuropsychiatry	0	0	142,681	672,821	165,000	<b>980,502</b>
Obstetrics & Gynecology	0	0	5,138	659,763	0	<b>664,901</b>
Ophthalmology	0	0	310,510	321,743	0	<b>632,253</b>
Orthopaedic Surgery	0	0	0	351,417	0	<b>351,417</b>
Pathology & Microbiology	0	0	2,003,835	0	2,000	<b>2,005,835</b>
Pediatrics	0	0	150,937	4,423,071	515,230	<b>5,089,238</b>
Pharmacology, Physiology & Neuroscience	0	0	778,589	0	39,694	<b>818,283</b>
Research & Special Projects	0	0	0	111,985	15,000	<b>126,985</b>
Surgery	0	0	264,510	768,735	0	<b>1,033,245</b>
<b>Nursing, College of</b>	0	0	9,000	0	804,117	813,117
Nursing	0	0	9,000	0	804,117	<b>813,117</b>
<b>Pharmacy, SC College of</b>	0	0	782,072	375,915	0	1,157,987
Palmetto Poison Center	0	0	39,008	278,415	0	<b>317,423</b>
Pharmaceutical and Biomedical Sciences	0	0	733,064	0	0	<b>733,064</b>
Pharmacy - (Dean)	0	0	0	97,500	0	<b>97,500</b>

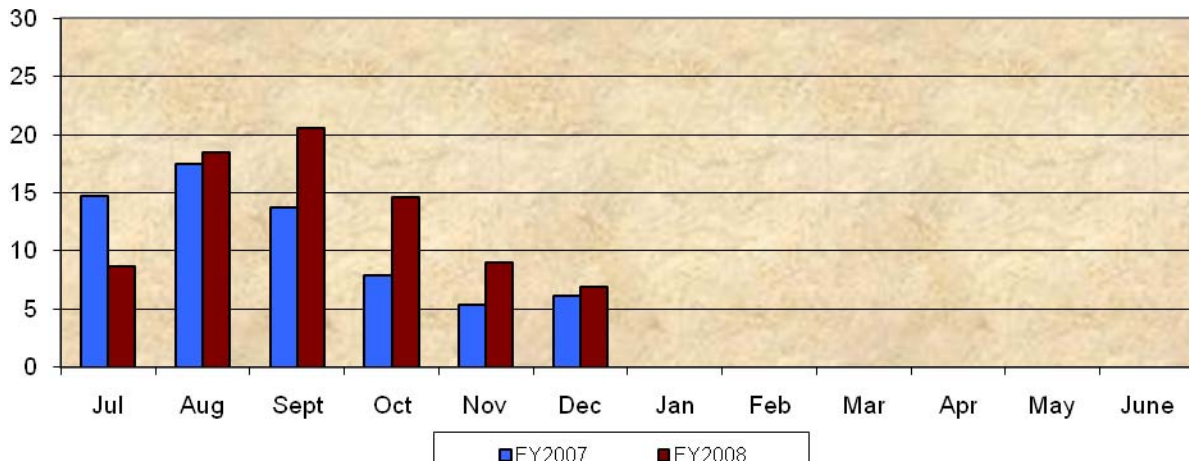
	Equipment	GA Work Experience	Research	Service	Training	Total
Pharmacy Practice	0	0	10,000	0	0	<b>10,000</b>
<b>Provost, Office of the</b>	0	0	0	1,332,580	0	1,332,580
TRIO Programs	0	0	0	1,332,580	0	<b>1,332,580</b>
<b>Public Health, Arnold School of</b>	0	308,560	11,526,267	325,341	1,413,104	13,573,272
Communication Sciences & Disorders	0	3,650	0	0	238,086	<b>241,736</b>
Environmental Health Sciences	0	0	1,114,286	0	1,011,076	<b>2,125,362</b>
Epidemiology & Biostatistics	0	107,142	2,824,332	-8,350	125,942	<b>3,049,066</b>
Exercise Science	0	0	736,440	-2,750	0	<b>733,690</b>
Health Promotion, Education & Behavior	0	50,862	2,713,469	177,570	0	<b>2,941,901</b>
Health Services & Policy Research, Center for	0	0	265,797	2,069	0	<b>267,866</b>
Health Services Policy and Management	0	146,906	1,050,201	32,500	0	<b>1,229,607</b>
Prevention Research Center	0	0	1,430,763	0	0	<b>1,430,763</b>
Public Health, Arnold School of - Dean	0	0	0	119,700	38,000	<b>157,700</b>
Research in Nutrition & Health Disparities, Cente	0	0	1,390,979	4,602	0	<b>1,395,581</b>
<b>Research &amp; Health Sciences, Vice President</b>	0	0	589,411	242,500	0	831,911
Research, Vice President for - (General)	0	0	544,346	60,000	0	<b>604,346</b>
Sponsored Awards Management	0	0	45,065	182,500	0	<b>227,565</b>
<b>Senior &amp; Regional Campuses</b>	35,000	0	763,961	3,143,862	713,515	4,656,338
USC Aiken	0	0	0	510,960	0	<b>510,960</b>
USC Beaufort	35,000	0	750,861	425,236	0	<b>1,211,097</b>
USC Lancaster	0	0	0	577,253	0	<b>577,253</b>
USC Salkehatchie	0	0	0	477,470	193,760	<b>671,230</b>
USC Sumter	0	0	3,000	270,086	0	<b>273,086</b>

	Equipment	GA Work Experience	Research	Service	Training	Total
USC Union	0	0	0	234,229	117,140	<b>351,369</b>
USC Upstate	0	0	10,100	648,628	402,615	<b>1,061,343</b>
<b>Social Work, College of</b>	0	72,438	523,345	1,079,765	0	1,675,548
Families in Society, Institute for	0	0	354,004	0	0	<b>354,004</b>
Social Work, College of	0	72,438	169,341	1,079,765	0	<b>1,321,544</b>
<b>Student Affairs, Division of</b>	0	0	0	8,000	84,207	92,207
International Programs for Students	0	0	0	0	13,500	<b>13,500</b>
Student Health	0	0	0	8,000	70,707	<b>78,707</b>

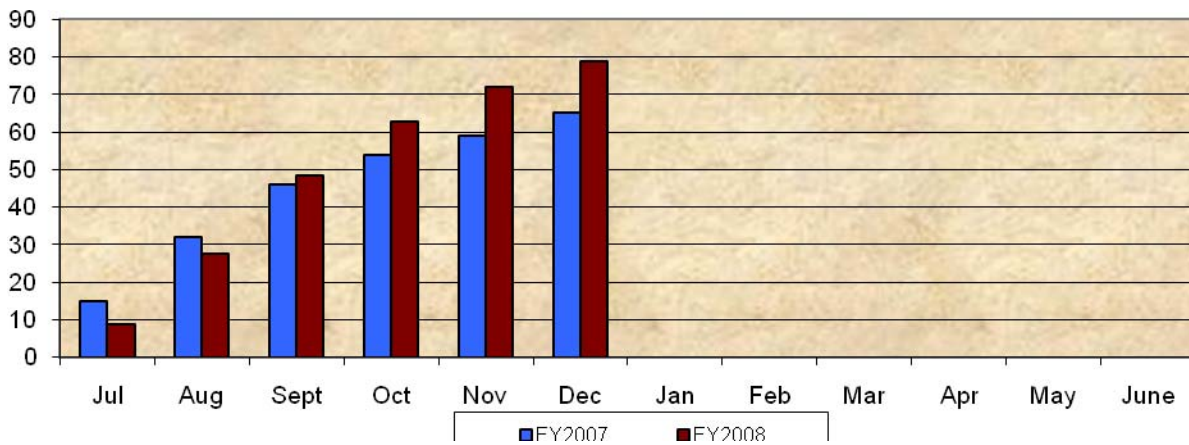
## Funding Agency Comparison Report Year-To-Date - December - FY2008

	<u>FY2007</u>	<u>FY2008</u>	<u>% CHG</u>
NIH Awards	\$11,943,190	\$11,455,290	(4.1)
Dept. Of Education Awards	\$6,544,887	\$6,664,650	1.8
Dept. Of Defense Awards	\$3,134,350	\$6,183,012	97.3
NSF Awards	\$5,665,444	\$12,643,582	123.2
Non Profit Awards	\$9,881,100	\$11,362,727	15.0
State and Municipalities Awards	\$4,643,069	\$5,522,941	19.0
Dept. Of Energy Awards	\$1,147,700	\$1,490,611	29.9
Business and Industry Awards	\$1,537,341	\$2,370,764	54.2

**Amounts Awarded (In millions of dollars)**



**Cumulative Amounts Awarded (In millions of dollars)**



## Proposals by Department

<u>CAMPUS</u>	CURRENT MONTH December FY2008		YEAR TO DATE FY 2007 (July-Dec.)		YEAR TO DATE FY 2008 (July-Dec.)	
<b>Arts and Sciences, College of</b>						
African-American Studies Program	0	0	1	20,000	0	0
Anthropology	1	90,694	2	590,084	3	191,206
Archaeology & Anthropology, SC Institute of	0	0	7	1,068,312	11	911,502
Art	0	0	1	100,000	1	20,000
Baruch Institute	1	19,884	21	1,994,205	23	2,309,264
Biological Sciences	3	166,516	29	3,769,466	33	3,494,179
Chemistry & Biochemistry	4	389,777	43	6,224,010	51	9,689,825
COBRE: Center for Colon Cancer Research	0	0	1	1,500,000	1	200,000
Criminology & Criminal Justice, Department of	0	0	3	62,497	2	33,094
Earth Sciences & Resources Institute	2	157,558	2	53,019	3	206,702
English	0	0	5	426,742	13	594,385
Environment, School of the	0	0	2	1,509,202	3	341,354
Geography	1	10,254	14	826,400	19	3,673,049
Geological Sciences	4	209,267	26	4,472,137	27	2,520,212
History	1	5,000	12	363,490	15	576,744
International Studies, Walker Institute of	1	280,558	1	276,262	1	280,558
Languages, Literatures, and Cultures, Department of	0	0	0	0	2	137,115
Linguistics Program	0	0	2	30,000	0	0
Marine Science	0	0	2	40,000	1	20,000
Mathematics	1	42,199	21	2,064,525	21	1,221,973
Philosophy	0	0	1	130,730	2	30,000
Physics & Astronomy	1	10,000	8	673,370	6	839,777
Political Science	0	0	7	38,242	8	251,261
Psychology	3	1,340,683	28	4,082,792	32	5,498,563
Public Service & Policy Research, Institute for	0	0	3	77,030	3	45,550
Religious Studies	0	0	2	20,200	1	250
Science Education, Center for	0	0	3	387,354	3	78,891
Sociology	0	0	3	182,552	0	0
Statistics	0	0	10	315,068	6	333,519
Theatre and Dance, Department of	0	0	1	3,375	1	10,000
Women's Studies	0	0	0	0	1	31,062
<b>Total:</b>	<b>23</b>	<b>2,722,390</b>	<b>261</b>	<b>31,301,064</b>	<b>293</b>	<b>33,540,035</b>
<b>Business &amp; Finance</b>						
Recycling & Waste Management	0	0	0	0	1	24,850
<b>Total:</b>	<b>0</b>	<b>0</b>	<b>0</b>	<b>0</b>	<b>1</b>	<b>24,850</b>

## Proposals by Department

<u>CAMPUS</u>	CURRENT MONTH December FY2008		YEAR TO DATE FY 2007 (July-Dec.)		YEAR TO DATE FY 2008 (July-Dec.)	
<b>Business, Moore School of</b>						
Business, Moore School of - Dean's Office	0	0	2	53,057	1	0
Business, Moore School of - Division of Research	1	49,000	6	100,958	4	167,458
Small Business Development Center	0	0	2	1,204,554	2	1,207,865
<b>Total:</b>	<b>1</b>	<b>49,000</b>	<b>10</b>	<b>1,358,569</b>	<b>7</b>	<b>1,375,323</b>
<b>Education, College of</b>						
Education	0	0	1	10,000	1	10,000
Education Leadership & Policies	0	0	4	89,609	3	182,372
Educational Studies, Department of	0	0	10	956,627	7	367,484
Instruction & Teacher Education	3	417,524	9	818,997	13	897,097
Office of Program Evaluation	0	0	5	302,857	10	674,119
Physical Education	0	0	3	152,000	2	562,622
SC Educational Policy Center	0	0	1	100,000	1	100,000
<b>Total:</b>	<b>3</b>	<b>417,524</b>	<b>33</b>	<b>2,430,090</b>	<b>37</b>	<b>2,793,694</b>
<b>Engineering &amp; Computing, College of</b>						
Chemical Engineering	7	444,974	39	15,138,990	45	6,587,038
Civil & Environmental Engineering	4	426,325	17	985,304	23	1,962,717
Computer Science & Engineering	3	308,702	23	4,065,113	14	1,585,681
Electrical Engineering	1	10,000	29	4,494,234	23	2,324,848
Engineering & Computing, College of	0	0	0	0	1	12,500
Mechanical Engineering	2	93,255	31	2,203,817	26	6,189,445
SC Alliance for Minority Participation (SCAMP)	0	0	2	267,769	1	184,000
<b>Total:</b>	<b>17</b>	<b>1,283,256</b>	<b>141</b>	<b>27,155,227</b>	<b>133</b>	<b>18,846,229</b>
<b>Equal Opportunity Programs</b>						
Equal Opportunity Programs	0	0	1	56,953	0	0
<b>Total:</b>	<b>0</b>	<b>0</b>	<b>1</b>	<b>56,953</b>	<b>0</b>	<b>0</b>
<b>Honors College, South Carolina</b>						
Honors College, South Carolina	0	0	1	7,676	1	4,194
<b>Total:</b>	<b>0</b>	<b>0</b>	<b>1</b>	<b>7,676</b>	<b>1</b>	<b>4,194</b>
<b>Hospitality, Retail &amp; Sport Management, College of</b>						
Hospitality, Retail & Sport Management - (Dean)	0	0	1	3,500,000	0	0
Hotel, Restaurant & Tourism Administration	0	0	5	545,322	5	237,035
Retailing, Department of	0	0	0	0	2	21,005
Sport & Entertainment Management	0	0	0	0	2	32,000
Technology Support & Training Management	1	3,000	2	195,000	2	108,228
<b>Total:</b>	<b>1</b>	<b>3,000</b>	<b>8</b>	<b>4,240,322</b>	<b>11</b>	<b>398,268</b>

## Proposals by Department

<u>CAMPUS</u>	CURRENT MONTH December FY2008		YEAR TO DATE FY 2007 (July-Dec.)		YEAR TO DATE FY 2008 (July-Dec.)	
<b>Law, School of</b> Law, School of	2	163,767	3	380,822	4	417,583
<b>Total:</b>	<b>2</b>	<b>163,767</b>	<b>3</b>	<b>380,822</b>	<b>4</b>	<b>417,583</b>
<b>Mass Communications &amp; Information Studies, College</b> Journalism & Mass Communications, School of	2	10,541	5	138,587	7	113,047
Library & Information Sciences, School of	1	78,482	1	6,431	3	115,490
Mass Communications & Information Studies, College of	0	0	3	212,632	0	0
<b>Total:</b>	<b>3</b>	<b>89,023</b>	<b>9</b>	<b>357,650</b>	<b>10</b>	<b>228,537</b>
<b>Medicine, School of</b> Cell & Developmental Biology & Anatomy	1	66,000	14	2,126,583	18	2,683,777
Family & Preventive Medicine	1	300,000	4	669,295	11	2,022,143
Health & Safety	0	0	0	0	1	25,000
Internal Medicine	2	521,820	6	6,569,475	13	1,378,953
Medicine, School of - (Dean)	0	0	1	584,622	1	5,000,000
Neuropsychiatry	0	0	8	348,331	5	338,881
Obstetrics & Gynecology	0	0	3	342,906	2	127,782
Ophthalmology	1	75,000	4	679,718	5	1,495,530
Pathology & Microbiology	2	308,972	20	3,196,460	20	4,732,832
Pediatrics	1	10,930	11	3,840,763	14	4,119,268
Pharmacology, Physiology & Neuroscience	1	28,603	7	1,564,789	16	3,345,971
Research & Special Projects	1	55,989	5	183,722	7	289,659
Surgery	0	0	0	0	2	700,641
<b>Total:</b>	<b>10</b>	<b>1,367,314</b>	<b>83</b>	<b>20,106,664</b>	<b>115</b>	<b>26,260,437</b>
<b>Music, School of</b> Music, School of	0	0	1	92,881	0	0
<b>Total:</b>	<b>0</b>	<b>0</b>	<b>1</b>	<b>92,881</b>	<b>0</b>	<b>0</b>
<b>Nursing, College of</b> Nursing	1	0	8	1,436,110	11	835,266
<b>Total:</b>	<b>1</b>	<b>0</b>	<b>8</b>	<b>1,436,110</b>	<b>11</b>	<b>835,266</b>
<b>Pharmacy, SC College of</b> Palmetto Poison Center	0	0	3	477,516	1	203,130
Pharmaceutical and Biomedical Sciences	3	224,660	10	1,282,158	20	3,205,091
Pharmaceutical Sciences	0	0	3	633,558	0	0
Pharmacy - (Dean)	0	0	0	0	1	72,500
Pharmacy Practice	0	0	0	0	1	10,000
<b>Total:</b>	<b>3</b>	<b>224,660</b>	<b>16</b>	<b>2,393,232</b>	<b>23</b>	<b>3,490,721</b>

## Proposals by Department

<u>CAMPUS</u>	CURRENT MONTH December FY2008		YEAR TO DATE FY 2007 (July-Dec.)		YEAR TO DATE FY 2008 (July-Dec.)	
<b>Provost, Office of the</b> TRIO Programs	0	0	2	738,392	0	0
<b>Total:</b>	<b>0</b>	<b>0</b>	<b>2</b>	<b>738,392</b>	<b>0</b>	<b>0</b>
<b>Public Health, Arnold School of</b>						
Communication Sciences & Disorders	2	637,519	11	1,491,362	7	980,626
Environmental Health Sciences	0	0	5	556,645	10	1,911,043
Epidemiology & Biostatistics	4	1,945,364	29	8,142,495	33	4,389,156
Exercise Science	2	118,966	14	1,580,119	16	2,182,180
Health Promotion, Education & Behavior	3	328,674	20	556,297	17	942,814
Health Services & Policy Research, Center for	0	0	6	91,621	5	87,030
Health Services Policy and Management	1	2,000	30	987,268	32	2,270,206
Prevention Research Center	1	191,759	1	581,895	4	1,089,400
Public Health, Arnold School of - Dean	0	0	2	143,566	3	63,000
Research in Nutrition & Health Disparities, Center for	0	0	7	238,187	3	66,053
<b>Total:</b>	<b>13</b>	<b>3,224,282</b>	<b>125</b>	<b>14,369,455</b>	<b>130</b>	<b>13,981,508</b>
<b>Research &amp; Health Sciences, Vice President</b>						
Cancer Prevention Control Program	2	43,998	1	6,869	2	43,998
Health Disparities, Institute for	1	15,000	1	1,497,351	1	15,000
NanoCenter	0	0	1	61,465	0	0
Research, Vice President for - (General)	2	1,897,500	0	0	3	2,182,548
Sponsored Awards Management	0	0	1	86,436	0	0
<b>Total:</b>	<b>5</b>	<b>1,956,498</b>	<b>4</b>	<b>1,652,121</b>	<b>6</b>	<b>2,241,546</b>
<b>Senior &amp; Regional Campuses</b>						
USC Aiken	1	14,164	12	850,226	15	493,288
USC Beaufort	0	0	8	1,113,513	8	903,857
USC Lancaster	0	0	4	269,440	4	213,873
USC Salkehatchie	0	0	9	909,631	10	727,088
USC Sumter	0	0	3	9,538	4	5,600
USC Union	0	0	0	0	1	119,896
USC Upstate	0	0	14	1,486,974	13	455,561
<b>Total:</b>	<b>1</b>	<b>14,164</b>	<b>50</b>	<b>4,639,322</b>	<b>55</b>	<b>2,919,163</b>
<b>Social Work, College of</b>						
Families in Society, Institute for	1	532,399	4	324,421	12	2,770,090
Social Work, College of	6	42,113	38	1,083,845	33	616,748
<b>Total:</b>	<b>7</b>	<b>574,512</b>	<b>42</b>	<b>1,408,266</b>	<b>45</b>	<b>3,386,838</b>
<b>Student Affairs, Division of</b>						
Student Health	1	15,996	1	77,200	4	349,051
<b>Total:</b>	<b>1</b>	<b>15,996</b>	<b>1</b>	<b>77,200</b>	<b>4</b>	<b>349,051</b>

# Proposals by Department

CAMPUS

University Libraries  
Thomas Cooper Library

	CURRENT MONTH December FY2008		YEAR TO DATE FY 2007 (July-Dec.)		YEAR TO DATE FY 2008 (July-Dec.)	
	0	0	1	83,695	0	0
<b>Total:</b>	<b>0</b>	<b>0</b>	<b>1</b>	<b>83,695</b>	<b>0</b>	<b>0</b>
<b>Report Total:</b>	<b>91</b>	<b>12,105,386</b>	<b>800</b>	<b>114,285,711</b>	<b>886</b>	<b>111,093,243</b>