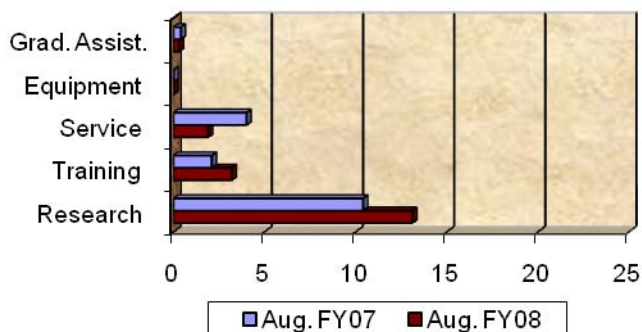


Sponsored Awards Management (SAM)

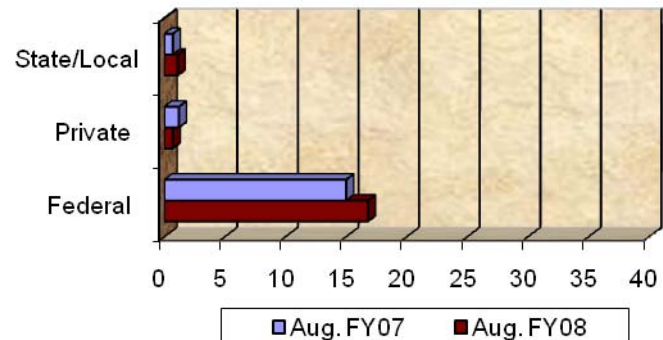
Monthly Report Summary - August 2008

| SAM ACTIVITY | August FY2008 New Awards | YTD FY2007 (July-August) | YTD FY2008 (July-August) | YTD % Change |
|------------------------------|-----------------------------|-----------------------------|-----------------------------|-----------------|
| Award Totals (FY2008) | \$18,513,567 | \$32,187,037 | \$27,715,745 | -13.9 |
| Source | | | | |
| Federal | 16,765,040 | 26,021,154 | 22,143,693 | -14.9 |
| Private | 671,830 | 4,871,175 | 3,538,286 | -27.4 |
| State/Local | 1,076,697 | 1,294,708 | 2,033,766 | 57.1 |
| Purpose | | | | |
| Research | 13,139,729 | 19,985,968 | 17,744,692 | -11.2 |
| Public Service | 5,373,838 | 12,201,069 | 9,971,053 | -18.3 |
| Sponsors | | | | |
| NIH | 5,817,868 | 8,762,626 | 6,739,150 | -23.1 |
| HHS (excludes nih) | 2,684,592 | 6,944,830 | 3,598,695 | -48.2 |
| NSF | 3,164,926 | 3,841,310 | 5,074,113 | 32.1 |
| Proposals | | | | |
| Submissions | 135 | 295 | 300 | 1.7 |
| Dollars Requested | 9,931,584 | 31,940,759 | 31,766,840 | -0.5 |
| Expenditures | | | | |
| Research Direct | 7,263,763 | 13,699,123 | 13,127,890 | -4.2 |
| Research IDC | 1,886,146 | 4,200,559 | 4,247,078 | 1.1 |
| Notable Areas | | | | |
| Health Science Colleges | 6,174,893 | 15,386,598 | 10,009,708 | -34.9 |
| Arts and Sciences | 9,250,715 | 8,778,288 | 9,250,715 | 5.4 |
| Education | 2,655,980 | 1,181,649 | 3,672,548 | 210.8 |
| Engineering & Computing | 1,535,057 | 2,178,189 | 2,286,257 | 5.0 |
| Senior and Regional Campuses | 993,622 | 1,343,530 | 1,287,907 | -4.1 |

Summary by Purpose



Summary by Source



Amounts Received (In millions of dollars)

Awards by Department

| <u>CAMPUS</u> | CURRENT MONTH August FY2008 New Awards | YEAR TO DATE FY 2007 (July-August) | YEAR TO DATE FY 2008 (July-August) |
|--|--|--|--|
| Pharmacy, SC College of | | | |
| Pharmaceutical Sciences | 0 | 766,338 | 0 |
| Total: | 0 | 766,338 | 0 |
| Sub Total: | 0 | 766,338 | 0 |
| Arts and Sciences, College of | | | |
| Anthropology | 3,200 | 0 | 3,200 |
| Archaeology & Anthropology, SC Institute of | 33,980 | 0 | 315,980 |
| Art | 20,000 | 0 | 20,000 |
| Baruch Institute | 986,746 | 453,468 | 1,070,059 |
| Biological Sciences | 1,095,358 | 2,302,580 | 1,333,900 |
| Chemistry & Biochemistry | 1,452,695 | 1,050,952 | 2,492,510 |
| COBRE: Center for Colon Cancer Research | 674,800 | 1,192,087 | 674,800 |
| Criminology & Criminal Justice, Department of | 8,500 | 0 | 8,500 |
| Earth Sciences & Resources Institute | 0 | 15,000 | 0 |
| Environment, School of the | 135,500 | 0 | 135,500 |
| Geography | 8,934 | 405,335 | 273,203 |
| Geological Sciences | 524,937 | 507,538 | 1,023,509 |
| History | 22,924 | 156,238 | 22,924 |
| Linguistics Program | 20,000 | 20,000 | 22,689 |
| Mathematics | 21,820 | 122,781 | 137,260 |
| Philosophy | 0 | 281,312 | 24,000 |
| Physics & Astronomy | 345,148 | 650,268 | 745,148 |
| Political Science | 73,111 | 25,219 | 63,041 |
| Psychology | 789,653 | 1,624,040 | 665,927 |
| Public Service & Policy Research, Institute for | 0 | -164,516 | 17,450 |
| Religious Studies | 0 | 4,000 | 500 |
| Science Education, Center for | 0 | 0 | 30,000 |
| Sociology | 5,009 | 0 | 5,009 |
| Statistics | 152,606 | 131,986 | 165,606 |
| Total: | 6,374,921 | 8,778,288 | 9,250,715 |
| Business, Moore School of | | | |
| Business, Moore School of - Dean's Office | 348,000 | 348,000 | 348,000 |
| Business, Moore School of - Division of Research | 75,000 | 0 | 75,000 |
| Total: | 423,000 | 348,000 | 423,000 |

Awards by Department

| <u>CAMPUS</u> | CURRENT MONTH August FY2008 New Awards | YEAR TO DATE FY 2007 (July-August) | YEAR TO DATE FY 2008 (July-August) |
|---|---|---|---|
| Education, College of | | | |
| Education | 10,000 | 2,342 | 10,000 |
| Education Leadership & Policies | 0 | 267,224 | 6,000 |
| Educational Studies, Department of | 645,358 | 110,200 | 645,358 |
| Instruction & Teacher Education | 1,141,504 | 90,055 | 1,667,414 |
| Office of Program Evaluation | 210,449 | 286,915 | 444,189 |
| Physical Education | 505,476 | 101,720 | 505,476 |
| SC Educational Policy Center | 143,193 | 323,193 | 243,193 |
| School Improvement Council Assistance | 0 | 0 | 150,918 |
| Total: | 2,655,980 | 1,181,649 | 3,672,548 |
| Engineering & Computing, College of | | | |
| Chemical Engineering | 446,878 | 1,121,652 | 738,870 |
| Civil & Environmental Engineering | 20,000 | 161,308 | 33,820 |
| Computer Science & Engineering | 0 | 234,556 | 258,504 |
| Electrical Engineering | 315,688 | 211,162 | 395,165 |
| Engineering & Computing, College of | 0 | 16,200 | 0 |
| Mechanical Engineering | 752,491 | 433,311 | 859,898 |
| Total: | 1,535,057 | 2,178,189 | 2,286,257 |
| Hospitality, Retail & Sport Management, College of | | | |
| Hotel, Restaurant & Tourism Administration | 30,000 | 0 | 38,998 |
| Total: | 30,000 | 0 | 38,998 |
| Law, School of | | | |
| Law, School of | 116,474 | 100,000 | 116,474 |
| Total: | 116,474 | 100,000 | 116,474 |
| Mass Communications & Information Studies, College | | | |
| Journalism & Mass Communications, School of | 73,843 | 28,969 | 73,843 |
| Library & Information Sciences, School of | 7,008 | 720,665 | 7,008 |
| Mass Communications & Information Studies, College of | 128,769 | 199,973 | 128,769 |
| Total: | 209,620 | 949,607 | 209,620 |

Awards by Department

| <u>CAMPUS</u> | CURRENT MONTH August FY2008 New Awards | YEAR TO DATE FY 2007 (July-August) | YEAR TO DATE FY 2008 (July-August) |
|---|---|---|---|
| Medicine, School of | | | |
| Cell & Developmental Biology & Anatomy | 898,257 | 338,003 | 1,476,441 |
| Family & Preventive Medicine | 188,928 | 582,750 | 618,466 |
| Internal Medicine | 131,211 | 630,335 | 738,287 |
| Medicine, School of - (Dean) | 0 | 69,045 | 26,692 |
| Neuropsychiatry | 82,941 | 505,569 | 275,900 |
| Obstetrics & Gynecology | 236 | 250,190 | 208,784 |
| Ophthalmology | 235,043 | -43,649 | 349,815 |
| Orthopaedic Surgery | 0 | 114,016 | 138,007 |
| Pathology & Microbiology | 489,618 | 847,803 | 452,246 |
| Pediatrics | 620,574 | 2,257,734 | 1,023,198 |
| Pharmacology, Physiology & Neuroscience | 0 | 759,361 | 39,694 |
| Research & Special Projects | 10,000 | 118,550 | 10,000 |
| Surgery | 35,500 | 245,633 | 260,803 |
| Total: | 2,692,308 | 6,675,340 | 5,618,333 |
| Nursing, College of | | | |
| Nursing | 1,000 | 702,103 | 611,826 |
| Total: | 1,000 | 702,103 | 611,826 |
| Pharmacy, SC College of | | | |
| Basic Pharmaceutical Sciences | 177,368 | 268,928 | 208,868 |
| Palmetto Poison Center | 9,608 | 0 | 9,608 |
| Pharmacy - (Dean) | 0 | 52,998 | 0 |
| Total: | 186,976 | 321,926 | 218,476 |
| Provost, Office of the | | | |
| TRIO Programs | 0 | 1,076,126 | 339,811 |
| Total: | 0 | 1,076,126 | 339,811 |
| Public Health, Arnold School of | | | |
| Communication Sciences & Disorders | 15,000 | 292,124 | 41,166 |
| Environmental Health Sciences | 1,179,098 | 1,163,387 | 1,202,963 |
| Epidemiology & Biostatistics | 270,217 | 1,124,754 | 341,461 |
| Exercise Science | 30,000 | 1,169,858 | -154,399 |
| Health Promotion, Education & Behavior | 248,860 | 572,700 | 30,655 |
| Health Services & Policy Research, Center for | 32,936 | 430,753 | 32,936 |
| Health Services Policy and Management | 531,498 | 1,128,585 | 780,853 |
| Prevention Research Center | 479,779 | 0 | 651,763 |
| Public Health, Arnold School of - Dean | 25,000 | 48,721 | 25,000 |
| Research & Nutrition & Health Disparities, Center for | 285,036 | 999,112 | 385,886 |
| Total: | 3,097,424 | 6,929,994 | 3,338,284 |
| Research & Health Sciences, Vice President | | | |
| Research, Vice President for - (General) | 0 | 0 | -40,000 |
| Sponsored Awards Management | 0 | 78,712 | 50,000 |
| Total: | 0 | 78,712 | 10,000 |

Awards by Department

CAMPUS

| | CURRENT MONTH August FY2008 New Awards | YEAR TO DATE FY 2007 (July-August) | YEAR TO DATE FY 2008 (July-August) |
|---------------------------------------|---|---|---|
| Senior & Regional Campuses | | | |
| USC Aiken | 187,500 | 50,902 | 187,500 |
| USC Beaufort | 55,000 | 0 | 155,525 |
| USC Lancaster | 0 | 479,274 | 0 |
| USC Salkehatchie | 197,439 | 279,235 | 391,199 |
| USC Upstate | 553,683 | 534,119 | 553,683 |
| Total: | 993,622 | 1,343,530 | 1,287,907 |
| Social Work, College of | | | |
| Families in Society, Institute for | 0 | 650,856 | 0 |
| Social Work, College of | 197,185 | 106,379 | 222,789 |
| Total: | 197,185 | 757,235 | 222,789 |
| Student Affairs, Division of | | | |
| Student Health | 0 | 0 | 70,707 |
| Student Life | 0 | 0 | 0 |
| Total: | 0 | 0 | 70,707 |
| Sub Total: | 18,513,567 | 31,420,699 | 27,715,745 |
| Report Total: | 18,513,567 | 32,187,037 | 27,715,745 |

Sponsored Awards Management

FY2008 YTD - Awards by Source

| | COM | FED | LOC | OTH | PHI | STA | Total |
|--------------------------------------|----------------|-------------------|----------------|----------------|------------------|------------------|-------------------|
| Total | 524,303 | 22,143,693 | 114,310 | 179,392 | 2,834,591 | 1,919,456 | 27,715,745 |
| Arts and Sciences, College of | 170,871 | 8,726,719 | 34,140 | 121,856 | 64,632 | 132,497 | 9,250,715 |
| Anthropology | 0 | 0 | 0 | 0 | 3,200 | 0 | 3,200 |
| Archaeology & Anthropology, SC | 0 | 315,980 | 0 | 0 | 0 | 0 | 315,980 |
| Art | 0 | 0 | 0 | 0 | 0 | 20,000 | 20,000 |
| Baruch Institute | 0 | 1,070,059 | 0 | 0 | 0 | 0 | 1,070,059 |
| Biological Sciences | 122,653 | 1,211,247 | 0 | 0 | 0 | 0 | 1,333,900 |
| Chemistry & Biochemistry | 30,218 | 2,441,360 | 0 | 0 | 20,932 | 0 | 2,492,510 |
| COBRE: Center for Colon Cancer | 0 | 674,800 | 0 | 0 | 0 | 0 | 674,800 |
| Criminology & Criminal Justice, | 0 | 0 | 0 | 0 | 0 | 8,500 | 8,500 |
| Environment, School of the | 0 | 135,500 | 0 | 0 | 0 | 0 | 135,500 |
| Geography | 0 | 264,269 | 0 | 0 | 0 | 8,934 | 273,203 |
| Geological Sciences | 0 | 973,509 | 0 | 50,000 | 0 | 0 | 1,023,509 |
| History | 0 | 0 | 0 | 0 | 0 | 22,924 | 22,924 |
| Linguistics Program | 0 | 0 | 0 | 0 | 0 | 22,689 | 22,689 |
| Mathematics | 0 | 137,260 | 0 | 0 | 0 | 0 | 137,260 |
| Philosophy | 0 | 0 | 0 | 0 | 24,000 | 0 | 24,000 |
| Physics & Astronomy | 0 | 745,148 | 0 | 0 | 0 | 0 | 745,148 |

| | COM | FED | LOC | OTH | PHI | STA | Total |
|---|---------|-----------|--------|--------|--------|-----------|-----------|
| Political Science | 0 | 42,901 | 20,140 | 0 | 0 | 0 | 63,041 |
| Psychology | 18,000 | 520,071 | 14,000 | 71,856 | 10,000 | 32,000 | 665,927 |
| Public Service & Policy Research, Center for | 0 | 0 | 0 | 0 | 0 | 17,450 | 17,450 |
| Religious Studies | 0 | 0 | 0 | 0 | 500 | 0 | 500 |
| Science Education, Center for | 0 | 30,000 | 0 | 0 | 0 | 0 | 30,000 |
| Sociology | 0 | 5,009 | 0 | 0 | 0 | 0 | 5,009 |
| Statistics | 0 | 159,606 | 0 | 0 | 6,000 | 0 | 165,606 |
| Business, Moore School of | 0 | 348,000 | 0 | 0 | 0 | 75,000 | 423,000 |
| Business, Moore School of - Business | 0 | 348,000 | 0 | 0 | 0 | 0 | 348,000 |
| Business, Moore School of - Finance | 0 | 0 | 0 | 0 | 0 | 75,000 | 75,000 |
| Education, College of | 0 | 2,524,439 | 0 | 0 | 6,947 | 1,141,162 | 3,672,548 |
| Education | 0 | 0 | 0 | 0 | 0 | 10,000 | 10,000 |
| Education Leadership & Policies | 0 | 0 | 0 | 0 | 0 | 6,000 | 6,000 |
| Educational Studies, Department | 0 | 326,351 | 0 | 0 | 1,007 | 318,000 | 645,358 |
| Instruction & Teacher Education | 0 | 1,338,970 | 0 | 0 | 0 | 328,444 | 1,667,414 |
| Office of Program Evaluation | 0 | 210,449 | 0 | 0 | 5,940 | 227,800 | 444,189 |
| Physical Education | 0 | 505,476 | 0 | 0 | 0 | 0 | 505,476 |
| SC Educational Policy Center | 0 | 143,193 | 0 | 0 | 0 | 100,000 | 243,193 |
| School Improvement Council | 0 | 0 | 0 | 0 | 0 | 150,918 | 150,918 |
| Engineering & Computing, College o | 291,517 | 1,775,553 | 13,820 | 0 | 92,867 | 112,500 | 2,286,257 |
| Chemical Engineering | 148,750 | 500,120 | 0 | 0 | 90,000 | 0 | 738,870 |
| Civil & Environmental Engineering | 0 | 20,000 | 13,820 | 0 | 0 | 0 | 33,820 |
| Computer Science & Engineering | 0 | 258,504 | 0 | 0 | 0 | 0 | 258,504 |

| | COM | FED | LOC | OTH | PHI | STA | Total |
|---|---------|-----------|-----|--------|-----------|---------|-----------|
| Electrical Engineering | 79,477 | 315,688 | 0 | 0 | 0 | 0 | 395,165 |
| Mechanical Engineering | 63,290 | 681,241 | 0 | 0 | 2,867 | 112,500 | 859,898 |
| Hospitality, Retail & Sport Management | 0 | 30,000 | 0 | 0 | 8,998 | 0 | 38,998 |
| Hotel, Restaurant & Tourism | 0 | 30,000 | 0 | 0 | 8,998 | 0 | 38,998 |
| Law, School of | 0 | 116,474 | 0 | 0 | 0 | 0 | 116,474 |
| Law, School of | 0 | 116,474 | 0 | 0 | 0 | 0 | 116,474 |
| Mass Communications & Information | 0 | 202,612 | 0 | 0 | 0 | 7,008 | 209,620 |
| Journalism & Mass | 0 | 73,843 | 0 | 0 | 0 | 0 | 73,843 |
| Library & Information Sciences, | 0 | 0 | 0 | 0 | 0 | 7,008 | 7,008 |
| Mass Communications & | 0 | 128,769 | 0 | 0 | 0 | 0 | 128,769 |
| Medicine, School of | 31,503 | 3,584,877 | 0 | 22,216 | 1,909,340 | 70,397 | 5,618,333 |
| Cell & Developmental Biology & | 0 | 1,346,441 | 0 | 0 | 130,000 | 0 | 1,476,441 |
| Family & Preventive Medicine | 0 | 358,929 | 0 | 0 | 222,037 | 37,500 | 618,466 |
| Internal Medicine | 13,831 | 205,438 | 0 | 20,000 | 499,018 | 0 | 738,287 |
| Medicine, School of - (Dean) | 0 | 0 | 0 | 0 | 26,692 | 0 | 26,692 |
| Neuropsychiatry | 24,522 | 65,000 | 0 | 0 | 170,591 | 15,787 | 275,900 |
| Obstetrics & Gynecology | 0 | 0 | 0 | 2,216 | 206,568 | 0 | 208,784 |
| Ophthalmology | 0 | 235,043 | 0 | 0 | 114,772 | 0 | 349,815 |
| Orthopaedic Surgery | 0 | 0 | 0 | 0 | 138,007 | 0 | 138,007 |
| Pathology & Microbiology | -37,372 | 489,618 | 0 | 0 | 0 | 0 | 452,246 |
| Pediatrics | 30,522 | 809,214 | 0 | 0 | 166,352 | 17,110 | 1,023,198 |
| Pharmacology, Physiology & | 0 | 39,694 | 0 | 0 | 0 | 0 | 39,694 |
| Research & Special Projects | 0 | 0 | 0 | 0 | 10,000 | 0 | 10,000 |
| Surgery | 0 | 35,500 | 0 | 0 | 225,303 | 0 | 260,803 |

| | COM | FED | LOC | OTH | PHI | STA | Total |
|--|--------|-----------|--------|--------|----------|---------|-----------|
| Nursing, College of | 0 | 303,246 | 0 | 0 | 308,580 | 0 | 611,826 |
| Nursing | 0 | 303,246 | 0 | 0 | 308,580 | 0 | 611,826 |
| Pharmacy, SC College of | 0 | 208,868 | 0 | 9,608 | 0 | 0 | 218,476 |
| Basic Pharmaceutical Sciences | 0 | 208,868 | 0 | 0 | 0 | 0 | 208,868 |
| Palmetto Poison Center | 0 | 0 | 0 | 9,608 | 0 | 0 | 9,608 |
| Pharmacy - (Dean) | 0 | 0 | 0 | 0 | 0 | 0 | 0 |
| Provost, Office of the | 0 | 339,811 | 0 | 0 | 0 | 0 | 339,811 |
| TRIO Programs | 0 | 339,811 | 0 | 0 | 0 | 0 | 339,811 |
| Public Health, Arnold School of | 13,250 | 3,106,365 | 16,350 | 15,500 | 143,050 | 43,769 | 3,338,284 |
| Communication Sciences & Health Promotion | 0 | 0 | 0 | 0 | 41,166 | 0 | 41,166 |
| Environmental Health Sciences | 0 | 1,202,963 | 0 | 0 | 0 | 0 | 1,202,963 |
| Epidemiology & Biostatistics | 0 | 310,469 | 0 | 0 | 1,884 | 29,108 | 341,461 |
| Exercise Science | 0 | -184,399 | 0 | 0 | 30,000 | 0 | -154,399 |
| Health Promotion, Education & Behavior | 0 | 109,365 | 2,350 | 7,500 | -100,000 | 11,440 | 30,655 |
| Health Services & Policy | 0 | 32,936 | 0 | 0 | 0 | 0 | 32,936 |
| Health Services Policy and Practice | 13,250 | 623,203 | 14,000 | 8,000 | 120,000 | 2,400 | 780,853 |
| Prevention Research Center | 0 | 651,763 | 0 | 0 | 0 | 0 | 651,763 |
| Public Health, Arnold School of - | 0 | 25,000 | 0 | 0 | 0 | 0 | 25,000 |
| Research & Nutrition & Health | 0 | 335,065 | 0 | 0 | 50,000 | 821 | 385,886 |
| Research & Health Sciences, Vice Pr | 0 | 50,000 | 0 | 0 | -40,000 | 0 | 10,000 |
| Research, Vice President for - | 0 | 0 | 0 | 0 | -40,000 | 0 | -40,000 |
| Sponsored Awards Management | 0 | 50,000 | 0 | 0 | 0 | 0 | 50,000 |
| Senior & Regional Campuses | 0 | 726,022 | 50,000 | 100 | 299,110 | 212,675 | 1,287,907 |
| USC Aiken | 0 | 0 | 50,000 | 0 | 25,000 | 112,500 | 187,500 |

| | COM | FED | LOC | OTH | PHI | STA | Total |
|-------------------------------------|--------|---------|-----|--------|---------|---------|---------|
| USC Beaufort | 0 | 0 | 0 | 0 | 55,350 | 100,175 | 155,525 |
| USC Lancaster | 0 | 0 | 0 | 0 | 0 | 0 | 0 |
| USC Salkehatchie | 0 | 197,439 | 0 | 0 | 193,760 | 0 | 391,199 |
| USC Upstate | 0 | 528,583 | 0 | 100 | 25,000 | 0 | 553,683 |
| Social Work, College of | 17,162 | 30,000 | 0 | 10,112 | 41,067 | 124,448 | 222,789 |
| Social Work, College of | 17,162 | 30,000 | 0 | 10,112 | 41,067 | 124,448 | 222,789 |
| Student Affairs, Division of | 0 | 70,707 | 0 | 0 | 0 | 0 | 70,707 |
| Student Health | 0 | 70,707 | 0 | 0 | 0 | 0 | 70,707 |

Sponsored Awards Management

FY2008 YTD - Awards by Purpose

| | GA Work Experience | Research | Service | Training | Total |
|---|--------------------|-------------------|------------------|------------------|-------------------|
| Total | 317,487 | 17,744,692 | 5,065,328 | 4,588,238 | 27,715,745 |
| Arts and Sciences, College of | 124,187 | 8,715,397 | 197,048 | 214,083 | 9,250,715 |
| Anthropology | 0 | 3,200 | 0 | 0 | 3,200 |
| Archaeology & Anthropology, SC Institute of | 0 | 315,980 | 0 | 0 | 315,980 |
| Art | 0 | 0 | 0 | 20,000 | 20,000 |
| Baruch Institute | 0 | 1,070,059 | 0 | 0 | 1,070,059 |
| Biological Sciences | 0 | 1,186,380 | 0 | 147,520 | 1,333,900 |
| Chemistry & Biochemistry | 0 | 2,463,662 | 28,848 | 0 | 2,492,510 |
| COBRE: Center for Colon Cancer Research | 0 | 674,800 | 0 | 0 | 674,800 |
| Criminology & Criminal Justice, Department of | 0 | 8,500 | 0 | 0 | 8,500 |
| Environment, School of the | 0 | 23,500 | 112,000 | 0 | 135,500 |
| Geography | 8,934 | 264,269 | 0 | 0 | 273,203 |
| Geological Sciences | 0 | 978,509 | 45,000 | 0 | 1,023,509 |
| History | 22,924 | 0 | 0 | 0 | 22,924 |
| Linguistics Program | 22,689 | 0 | 0 | 0 | 22,689 |
| Mathematics | 0 | 137,260 | 0 | 0 | 137,260 |

| | GA Work Experience | Research | Service | Training | Total |
|--|--------------------|-----------|---------|-----------|------------------|
| Philosophy | 0 | 24,000 | 0 | 0 | 24,000 |
| Physics & Astronomy | 0 | 745,148 | 0 | 0 | 745,148 |
| Political Science | 20,140 | 42,901 | 0 | 0 | 63,041 |
| Psychology | 49,500 | 599,864 | 0 | 16,563 | 665,927 |
| Public Service & Policy Research, Institute for | 0 | 6,250 | 11,200 | 0 | 17,450 |
| Religious Studies | 0 | 500 | 0 | 0 | 500 |
| Science Education, Center for | 0 | 0 | 0 | 30,000 | 30,000 |
| Sociology | 0 | 5,009 | 0 | 0 | 5,009 |
| Statistics | 0 | 165,606 | 0 | 0 | 165,606 |
| Business, Moore School of | 0 | 423,000 | 0 | 0 | 423,000 |
| Business, Moore School of - Dean's Office | 0 | 348,000 | 0 | 0 | 348,000 |
| Business, Moore School of - Division of Research | 0 | 75,000 | 0 | 0 | 75,000 |
| Education, College of | 1,007 | 1,958,742 | 491,102 | 1,221,697 | 3,672,548 |
| Education | 0 | 0 | 10,000 | 0 | 10,000 |
| Education Leadership & Policies | 0 | 0 | 6,000 | 0 | 6,000 |
| Educational Studies, Department of | 1,007 | 644,351 | 0 | 0 | 645,358 |
| Instruction & Teacher Education | 0 | 198,392 | 288,444 | 1,180,578 | 1,667,414 |
| Office of Program Evaluation | 0 | 367,330 | 35,740 | 41,119 | 444,189 |
| Physical Education | 0 | 505,476 | 0 | 0 | 505,476 |
| SC Educational Policy Center | 0 | 243,193 | 0 | 0 | 243,193 |
| School Improvement Council Assistance | 0 | 0 | 150,918 | 0 | 150,918 |
| Engineering & Computing, College of | 0 | 1,834,201 | 0 | 452,056 | 2,286,257 |
| Chemical Engineering | 0 | 738,870 | 0 | 0 | 738,870 |

| | GA Work Experience | Research | Service | Training | Total |
|---|--------------------|-----------|-----------|----------|------------------|
| Civil & Environmental Engineering | 0 | 33,820 | 0 | 0 | 33,820 |
| Computer Science & Engineering | 0 | 258,504 | 0 | 0 | 258,504 |
| Electrical Engineering | 0 | 395,165 | 0 | 0 | 395,165 |
| Mechanical Engineering | 0 | 407,842 | 0 | 452,056 | 859,898 |
| Hospitality, Retail & Sport Management, College of | 0 | 30,000 | 0 | 8,998 | 38,998 |
| Hotel, Restaurant & Tourism Administration | 0 | 30,000 | 0 | 8,998 | 38,998 |
| Law, School of | 0 | 0 | 0 | 116,474 | 116,474 |
| Law, School of | 0 | 0 | 0 | 116,474 | 116,474 |
| Mass Communications & Information Studies, Colle | 7,008 | 128,769 | 0 | 73,843 | 209,620 |
| Journalism & Mass Communications, School of | 0 | 0 | 0 | 73,843 | 73,843 |
| Library & Information Sciences, School of | 7,008 | 0 | 0 | 0 | 7,008 |
| Mass Communications & Information Studies, Ci | 0 | 128,769 | 0 | 0 | 128,769 |
| Medicine, School of | 0 | 2,480,280 | 2,951,907 | 186,146 | 5,618,333 |
| Cell & Developmental Biology & Anatomy | 0 | 1,441,739 | 0 | 34,702 | 1,476,441 |
| Family & Preventive Medicine | 0 | 161,428 | 457,038 | 0 | 618,466 |
| Internal Medicine | 0 | 47,581 | 661,456 | 29,250 | 738,287 |
| Medicine, School of - (Dean) | 0 | 0 | 19,192 | 7,500 | 26,692 |
| Neuropsychiatry | 0 | 28,309 | 182,591 | 65,000 | 275,900 |
| Obstetrics & Gynecology | 0 | 2,216 | 206,568 | 0 | 208,784 |
| Ophthalmology | 0 | 235,043 | 114,772 | 0 | 349,815 |
| Orthopaedic Surgery | 0 | 0 | 138,007 | 0 | 138,007 |
| Pathology & Microbiology | 0 | 452,246 | 0 | 0 | 452,246 |
| Pediatrics | 0 | 76,218 | 946,980 | 0 | 1,023,198 |

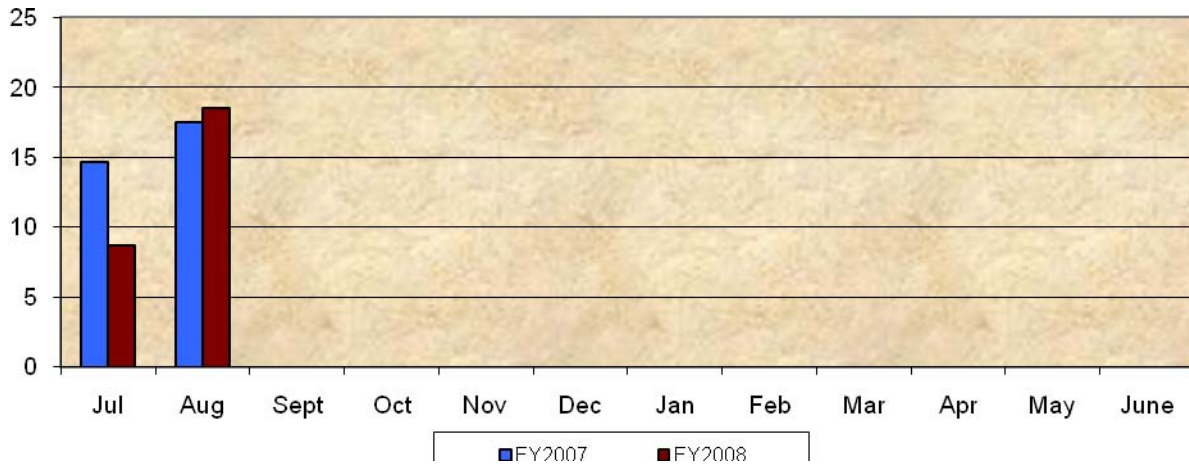
| | GA Work Experience | Research | Service | Training | Total |
|---|--------------------|-----------|---------|-----------|------------------|
| Pharmacology, Physiology & Neuroscience | 0 | 0 | 0 | 39,694 | 39,694 |
| Research & Special Projects | 0 | 0 | 0 | 10,000 | 10,000 |
| Surgery | 0 | 35,500 | 225,303 | 0 | 260,803 |
| Nursing, College of | 0 | 1,000 | 0 | 610,826 | 611,826 |
| Nursing | 0 | 1,000 | 0 | 610,826 | 611,826 |
| Pharmacy, SC College of | 0 | 218,476 | 0 | 0 | 218,476 |
| Basic Pharmaceutical Sciences | 0 | 208,868 | 0 | 0 | 208,868 |
| Palmetto Poison Center | 0 | 9,608 | 0 | 0 | 9,608 |
| Pharmacy - (Dean) | 0 | 0 | 0 | 0 | 0 |
| Provost, Office of the | 0 | 0 | 339,811 | 0 | 339,811 |
| TRIO Programs | 0 | 0 | 339,811 | 0 | 339,811 |
| Public Health, Arnold School of | 114,932 | 1,929,727 | 177,570 | 1,116,055 | 3,338,284 |
| Communication Sciences & Disorders | 0 | 0 | 0 | 41,166 | 41,166 |
| Environmental Health Sciences | 0 | 191,887 | 0 | 1,011,076 | 1,202,963 |
| Epidemiology & Biostatistics | 30,992 | 271,656 | 0 | 38,813 | 341,461 |
| Exercise Science | 0 | -154,399 | 0 | 0 | -154,399 |
| Health Promotion, Education & Behavior | 21,290 | -168,205 | 177,570 | 0 | 30,655 |
| Health Services & Policy Research, Center for | 0 | 32,936 | 0 | 0 | 32,936 |
| Health Services Policy and Management | 62,650 | 718,203 | 0 | 0 | 780,853 |
| Prevention Research Center | 0 | 651,763 | 0 | 0 | 651,763 |
| Public Health, Arnold School of - Dean | 0 | 0 | 0 | 25,000 | 25,000 |
| Research & Nutrition & Health Disparities, Cente | 0 | 385,886 | 0 | 0 | 385,886 |
| Research & Health Sciences, Vice President | 0 | 10,000 | 0 | 0 | 10,000 |

| | GA Work Experience | Research | Service | Training | Total |
|--|--------------------|----------|---------|----------|----------------|
| Research, Vice President for - (General) | 0 | -40,000 | 0 | 0 | -40,000 |
| Sponsored Awards Management | 0 | 50,000 | 0 | 0 | 50,000 |
| Senior & Regional Campuses | 0 | 15,100 | 755,454 | 517,353 | 1,287,907 |
| USC Aiken | 0 | 0 | 187,500 | 0 | 187,500 |
| USC Beaufort | 0 | 5,000 | 150,525 | 0 | 155,525 |
| USC Lancaster | 0 | 0 | 0 | 0 | 0 |
| USC Salkehatchie | 0 | 0 | 197,439 | 193,760 | 391,199 |
| USC Upstate | 0 | 10,100 | 219,990 | 323,593 | 553,683 |
| Social Work, College of | 70,353 | 0 | 152,436 | 0 | 222,789 |
| Social Work, College of | 70,353 | 0 | 152,436 | 0 | 222,789 |
| Student Affairs, Division of | 0 | 0 | 0 | 70,707 | 70,707 |
| Student Health | 0 | 0 | 0 | 70,707 | 70,707 |

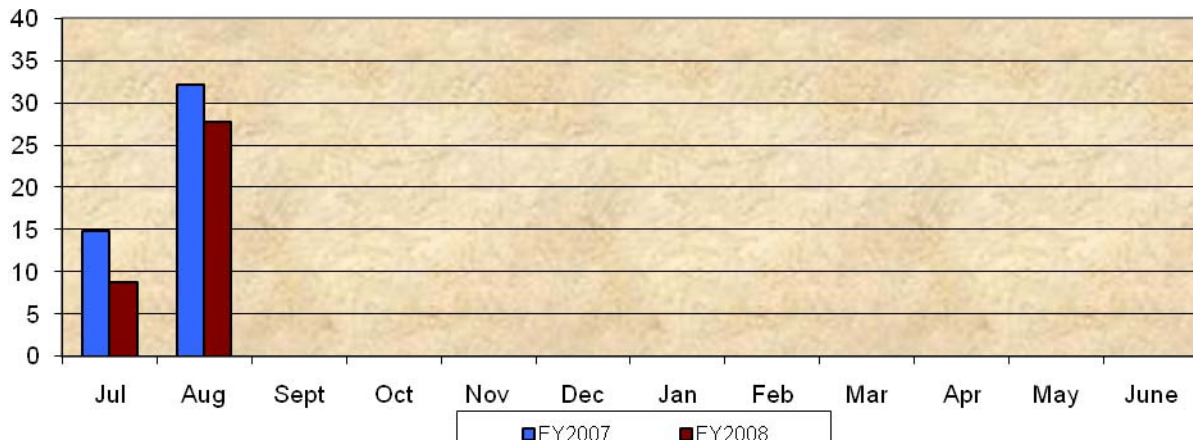
Funding Agency Comparison Report Year-To-Date - August - FY2008

| | <u>FY2007</u> | <u>FY2008</u> | <u>% CHG</u> |
|--|---------------|---------------|--------------|
| NIH Awards | \$8,762,626 | \$6,739,150 | (23.1) |
| Dept. Of Education Awards | \$3,061,409 | \$2,195,032 | (28.3) |
| Dept. Of Defense Awards | \$309,428 | \$1,451,449 | 369.1 |
| NSF Awards | \$3,841,310 | \$5,074,113 | 32.1 |
| Non Profit Awards | \$4,433,691 | \$3,013,983 | (32.0) |
| State and Municipalities Awards | \$1,294,708 | \$2,033,766 | 57.1 |
| Dept. Of Energy Awards | \$368,138 | \$322,609 | (12.4) |
| Business and Industry Awards | \$437,484 | \$524,303 | 19.8 |

Amounts Awarded (In millions of dollars)



Cumulative Amounts Awarded (In millions of dollars)



Proposals by Department

| <u>CAMPUS</u> | CURRENT MONTH August FY2007 | | YEAR TO DATE FY 2006 (July-August) | | YEAR TO DATE FY 2007 (July-August) | |
|--|--------------------------------|------------------|--|------------------|--|-------------------|
| Arts and Sciences, College of | | | | | | |
| African-American Studies Program | 0 | 0 | 1 | 20,000 | 0 | 0 |
| Archaeology & Anthropology, SC Institute of | 3 | 47,163 | 0 | 0 | 4 | 169,163 |
| Art | 1 | 20,000 | 0 | 0 | 1 | 20,000 |
| Baruch Institute | 3 | 91,198 | 7 | 556,290 | 6 | 657,882 |
| Biological Sciences | 5 | 746,827 | 15 | 1,740,212 | 12 | 1,771,252 |
| Chemistry & Biochemistry | 9 | 1,020,819 | 16 | 2,358,285 | 24 | 3,616,923 |
| COBRE: Center for Colon Cancer Research | 0 | 0 | 1 | 1,500,000 | 1 | 200,000 |
| Criminology & Criminal Justice, Department of | 0 | 0 | 3 | 62,497 | 1 | 8,500 |
| Earth Sciences & Resources Institute | 1 | 49,144 | 1 | 39,987 | 1 | 49,144 |
| English | 0 | 0 | 0 | 0 | 1 | 25,910 |
| Environment, School of the | 0 | 0 | 0 | 0 | 1 | 23,500 |
| Geography | 4 | 81,754 | 4 | 354,611 | 8 | 3,208,415 |
| Geological Sciences | 6 | 843,106 | 13 | 816,374 | 9 | 1,344,276 |
| History | 4 | 66,944 | 8 | 181,082 | 4 | 66,944 |
| Linguistics Program | 0 | 0 | 1 | 20,000 | 0 | 0 |
| Mathematics | 4 | 292,624 | 0 | 0 | 5 | 459,291 |
| Philosophy | 0 | 0 | 1 | 130,730 | 1 | 24,000 |
| Physics & Astronomy | 0 | 0 | 3 | 44,733 | 0 | 0 |
| Political Science | 5 | 234,891 | 4 | 25,219 | 5 | 234,891 |
| Psychology | 5 | 62,000 | 16 | 1,216,632 | 15 | 1,677,584 |
| Religious Studies | 0 | 0 | 1 | 4,000 | 1 | 250 |
| Science Education, Center for | 1 | 15,300 | 1 | 265,554 | 2 | 45,300 |
| Sociology | 0 | 0 | 1 | 103,184 | 0 | 0 |
| Statistics | 0 | 0 | 4 | 105,261 | 2 | 96,943 |
| Women's Studies | 1 | 31,062 | 0 | 0 | 1 | 31,062 |
| Total: | 52 | 3,602,832 | 101 | 9,544,651 | 105 | 13,731,230 |
| Business & Finance | | | | | | |
| Recycling & Waste Management | 0 | 0 | 0 | 0 | 1 | 24,850 |
| Total: | 0 | 0 | 0 | 0 | 1 | 24,850 |
| Business, Moore School of | | | | | | |
| Business, Moore School of - Dean's Office | 1 | 0 | 0 | 0 | 1 | 0 |
| Business, Moore School of - Division of Research | 0 | 0 | 0 | 0 | 2 | 98,458 |
| Small Business Development Center | 0 | 0 | 0 | 0 | 1 | 88,602 |
| Total: | 1 | 0 | 0 | 0 | 4 | 187,060 |

Proposals by Department

| <u>CAMPUS</u> | CURRENT MONTH August FY2007 | | YEAR TO DATE FY 2006 (July-August) | | YEAR TO DATE FY 2007 (July-August) | |
|---|--------------------------------|------------------|--|------------------|--|------------------|
| Education, College of | | | | | | |
| Education | 1 | 10,000 | 0 | 0 | 1 | 10,000 |
| Education Leadership & Policies | 2 | 177,372 | 4 | 89,609 | 3 | 182,372 |
| Educational Studies, Department of | 1 | 1,007 | 5 | 383,684 | 1 | 1,007 |
| Instruction & Teacher Education | 0 | 0 | 4 | 393,891 | 4 | 188,577 |
| Office of Program Evaluation | 5 | 164,600 | 0 | 0 | 6 | 362,600 |
| Physical Education | 0 | 0 | 3 | 152,000 | 1 | 530,473 |
| SC Educational Policy Center | 0 | 0 | 1 | 100,000 | 1 | 100,000 |
| Total: | 9 | 352,979 | 17 | 1,119,184 | 17 | 1,375,029 |
| Engineering & Computing, College of | | | | | | |
| Chemical Engineering | 6 | 310,914 | 13 | 1,223,762 | 11 | 826,365 |
| Civil & Environmental Engineering | 2 | 67,940 | 5 | 476,144 | 8 | 746,053 |
| Computer Science & Engineering | 1 | 69,103 | 8 | 831,270 | 5 | 598,400 |
| Electrical Engineering | 0 | 0 | 11 | 2,599,540 | 8 | 858,039 |
| Mechanical Engineering | 7 | 1,664,636 | 12 | 714,997 | 10 | 1,929,148 |
| Total: | 16 | 2,112,593 | 49 | 5,845,713 | 42 | 4,958,005 |
| Equal Opportunity Programs | | | | | | |
| Equal Opportunity Programs | 0 | 0 | 1 | 56,953 | 0 | 0 |
| Total: | 0 | 0 | 1 | 56,953 | 0 | 0 |
| Honors College, South Carolina | | | | | | |
| Honors College, South Carolina | 1 | 4,194 | 1 | 7,676 | 1 | 4,194 |
| Total: | 1 | 4,194 | 1 | 7,676 | 1 | 4,194 |
| Hospitality, Retail & Sport Management, College of | | | | | | |
| Hotel, Restaurant & Tourism Administration | 3 | 168,038 | 2 | 350,000 | 4 | 177,036 |
| Retailing, Department of | 2 | 21,005 | 0 | 0 | 2 | 21,005 |
| Total: | 5 | 189,043 | 2 | 350,000 | 6 | 198,041 |
| Law, School of | | | | | | |
| Law, School of | 0 | 0 | 1 | 162,078 | 0 | 0 |
| Total: | 0 | 0 | 1 | 162,078 | 0 | 0 |
| Mass Communications & Information Studies, College | | | | | | |
| Journalism & Mass Communications, School of | 2 | 85,283 | 2 | 115,687 | 2 | 85,283 |
| Library & Information Sciences, School of | 1 | 7,008 | 0 | 0 | 2 | 37,008 |
| Mass Communications & Information Studies, College of | 0 | 0 | 1 | 42,000 | 0 | 0 |
| Total: | 3 | 92,291 | 3 | 157,687 | 4 | 122,291 |

Proposals by Department

| <u>CAMPUS</u> | CURRENT MONTH August FY2007 | | YEAR TO DATE FY 2006 (July-August) | | YEAR TO DATE FY 2007 (July-August) | |
|---|--------------------------------|------------------|--|------------------|--|------------------|
| Medicine, School of | | | | | | |
| Cell & Developmental Biology & Anatomy | 2 | 176,976 | 1 | 65,000 | 7 | 1,130,329 |
| Family & Preventive Medicine | 0 | 0 | 3 | 563,536 | 4 | 765,132 |
| Health & Safety | 0 | 0 | 0 | 0 | 1 | 25,000 |
| Internal Medicine | 0 | 0 | 1 | 128,350 | 5 | 383,479 |
| Medicine, School of - (Dean) | 0 | 0 | 1 | 584,622 | 0 | 0 |
| Neuropsychiatry | 3 | 183,787 | 3 | 116,889 | 3 | 183,787 |
| Obstetrics & Gynecology | 1 | 64,952 | 2 | 331,336 | 1 | 64,952 |
| Ophthalmology | 0 | 0 | 0 | 0 | 1 | 166,766 |
| Pathology & Microbiology | 0 | 0 | 4 | 409,181 | 0 | 0 |
| Pediatrics | 0 | 0 | 4 | 2,574,737 | 3 | 407,676 |
| Pharmacology, Physiology & Neuroscience | 1 | 20,000 | 3 | 326,490 | 8 | 1,615,996 |
| Research & Special Projects | 3 | 124,000 | 2 | 54,000 | 4 | 153,990 |
| Total: | 10 | 569,715 | 24 | 5,154,141 | 37 | 4,897,107 |
| Nursing, College of | | | | | | |
| Nursing | 2 | 267,547 | 4 | 691,696 | 3 | 329,939 |
| Total: | 2 | 267,547 | 4 | 691,696 | 3 | 329,939 |
| Pharmacy, SC College of | | | | | | |
| Basic Pharmaceutical Sciences | 1 | 250,000 | 2 | 425,358 | 2 | 500,000 |
| Palmetto Poison Center | 0 | 0 | 2 | 286,422 | 0 | 0 |
| Pharmaceutical Sciences | 0 | 0 | 3 | 633,558 | 0 | 0 |
| Total: | 1 | 250,000 | 7 | 1,345,338 | 2 | 500,000 |
| Public Health, Arnold School of | | | | | | |
| Communication Sciences & Disorders | 0 | 0 | 7 | 961,362 | 1 | 26,167 |
| Environmental Health Sciences | 2 | 1,117,089 | 3 | 337,643 | 4 | 1,267,089 |
| Epidemiology & Biostatistics | 9 | 713,910 | 12 | 1,121,023 | 14 | 1,084,973 |
| Exercise Science | 2 | 54,992 | 2 | 236,121 | 6 | 1,306,563 |
| Health Promotion, Education & Behavior | 4 | 28,790 | 3 | 16,875 | 5 | 152,175 |
| Health Services & Policy Research, Center for | 2 | 40,370 | 4 | 64,825 | 3 | 59,458 |
| Health Services Policy and Management | 3 | 17,500 | 6 | 527,271 | 8 | 171,171 |
| Prevention Research Center | 0 | 0 | 0 | 0 | 1 | 123,000 |
| Public Health, Arnold School of - Dean | 1 | 25,000 | 0 | 0 | 2 | 38,000 |
| Research & Nutrition & Health Disparities, Center for | 1 | 22,707 | 3 | 55,931 | 1 | 22,707 |
| Total: | 24 | 2,020,358 | 40 | 3,321,051 | 45 | 4,251,303 |
| Research & Health Sciences, Vice President | | | | | | |
| Health Disparities, Institute for | 0 | 0 | 1 | 1,497,351 | 0 | 0 |
| NanoCenter | 0 | 0 | 1 | 61,465 | 0 | 0 |
| Total: | 0 | 0 | 2 | 1,558,816 | 0 | 0 |

Proposals by Department

CAMPUS

| | CURRENT MONTH August FY2007 | | YEAR TO DATE FY 2006 (July-August) | | YEAR TO DATE FY 2007 (July-August) | |
|---------------------------------------|--------------------------------|------------------|--|-------------------|--|-------------------|
| Senior & Regional Campuses | | | | | | |
| USC Aiken | 1 | 32,848 | 2 | 348,223 | 1 | 32,848 |
| USC Beaufort | 1 | 5,000 | 1 | 249,890 | 3 | 55,350 |
| USC Lancaster | 0 | 0 | 0 | 0 | 1 | 1,800 |
| USC Salkehatchie | 2 | 194,688 | 5 | 688,162 | 5 | 549,240 |
| USC Sumter | 0 | 0 | 1 | 2,738 | 1 | 300 |
| USC Upstate | 1 | 46,457 | 6 | 637,353 | 3 | 89,390 |
| Total: | 5 | 278,993 | 15 | 1,926,366 | 14 | 728,928 |
| Social Work, College of | | | | | | |
| Families in Society, Institute for | 0 | 0 | 2 | 227,600 | 1 | 216,000 |
| Social Work, College of | 6 | 191,039 | 26 | 471,809 | 17 | 234,863 |
| Total: | 6 | 191,039 | 28 | 699,409 | 18 | 450,863 |
| Student Affairs, Division of | | | | | | |
| Student Health | 0 | 0 | 0 | 0 | 1 | 8,000 |
| Total: | 0 | 0 | 0 | 0 | 1 | 8,000 |
| Report Total: | 135 | 9,931,584 | 295 | 31,940,759 | 300 | 31,766,840 |