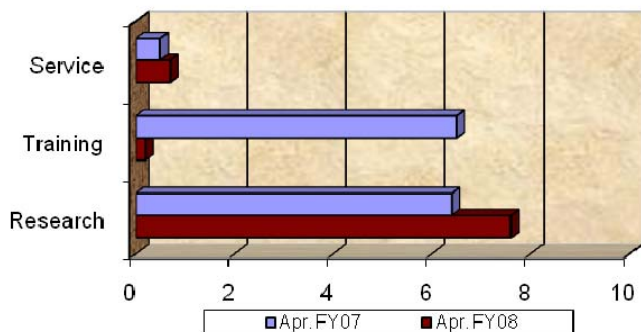


Sponsored Awards Management (SAM)

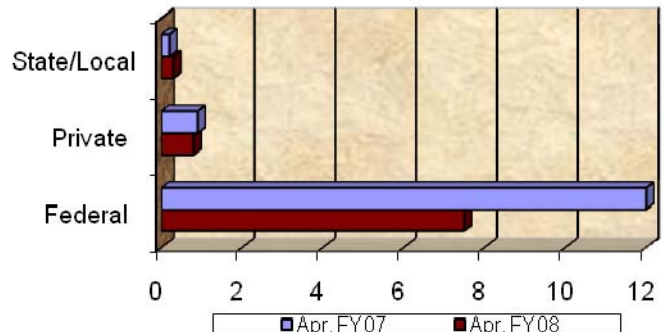
Monthly Report Summary - April 2008

SAM ACTIVITY	April FY2008 New Awards	YTD FY2007 (July-Apr.)	YTD FY2008 (July-Apr.)	YTD % Change
Award Totals (FY2008)	\$8,591,761	\$103,339,159	\$117,586,552	13.8
Source				
Federal	\$7,470,996	\$79,479,543	\$88,875,690	11.8
Private	\$849,039	\$18,661,719	\$22,143,963	18.7
State/Local	\$271,726	\$5,197,897	\$6,566,899	26.3
Purpose				
Research	\$7,635,545	\$60,168,885	\$75,463,980	25.4
Public Service	\$956,216	\$43,170,274	\$42,122,572	(-2.4)
Sponsors				
NIH	\$4,155,257	\$20,524,266	\$19,927,682	(-2.9)
HHS (excludes nih)	\$337,349	\$24,462,226	\$19,183,142	(-21.6)
NSF	\$743,414	\$10,087,420	\$15,591,393	54.6
Proposals				
Submissions	96	1348	1425	5.7
Dollars Requested	\$12,554,384	\$200,445,241	\$206,847,503	3.2
Expenditures				
Research Direct	\$6,329,214	\$55,438,353	\$58,647,621	5.8
Research IDC	\$1,743,340	\$15,430,334	\$16,199,475	5.0
Notable Areas				
Health Science Colleges	\$3,924,713	\$54,458,630	\$53,599,019	(-1.6)
Arts and Sciences	\$2,379,930	\$24,084,824	\$29,839,070	23.9
Education	\$87,397	\$3,926,323	\$6,017,378	53.3
Engineering & Computing	\$1,615,960	\$12,828,024	\$16,018,469	24.9
Senior and Regional Campuses	\$139,302	\$3,128,788	\$6,212,835	98.6

Summary by Purpose



Summary by Source



Awards by Department

<u>CAMPUS</u>	CURRENT MONTH FY2008 (July-April)	YEAR TO DATE FY 2007 (July-April)	YEAR TO DATE FY 2008 (July-April)
Arts and Sciences, College of			
Anthropology	0	52,408	84,933
Archaeology & Anthropology, SC Institute of	140,400	857,347	1,517,872
Art	0	118,500	20,000
Baruch Institute	54,980	1,277,772	1,538,065
Biological Sciences	278,752	4,206,541	4,059,656
Chemistry & Biochemistry	643,072	2,947,062	6,164,592
COBRE: Center for Colon Cancer Research	10,000	1,201,150	720,151
Criminology & Criminal Justice, Department of	0	33,300	8,500
Earth Sciences & Resources Institute	81,891	409,121	571,420
Electron Microscopy Center	5,328	0	5,328
English	74,800	33,000	1,542,814
Environment, School of the	0	42,816	813,506
Geography	70,001	1,525,043	584,146
Geological Sciences	74,085	2,074,666	3,527,857
History	0	513,707	79,281
International Studies, Walker Institute of	0	276,262	0
Linguistics Program	0	30,000	22,689
Marine Science	20,000	3,200	20,000
Mathematics	72,470	631,695	1,979,029
McKissick Museum	0	35,237	3,000
Naval Science	0	3,000	3,000
Philosophy	0	495,800	24,000
Physics & Astronomy	13,600	1,250,840	858,748
Political Science	0	38,242	197,703
Psychology	736,613	4,652,244	3,243,013
Public Service & Policy Research, Institute for	58,941	896,971	558,729
Religious Studies	0	4,000	500
Science Education, Center for	0	140,300	643,109
Sociology	0	111,532	5,009
Southern Studies, Institute for	0	0	665,908
Statistics	44,997	219,693	351,757
Theatre and Dance, Department of	0	3,375	24,755
Total:	2,379,930	24,084,824	29,839,070
Business & Finance			
Environmental Health and Safety	0	0	116,662
Recycling & Waste Management	0	0	24,850
Total:	0	0	141,512
Business, Moore School of			
Business, Moore School of - Dean's Office	0	401,057	423,120
Business, Moore School of - Division of Research	30,050	15,000	156,050
Small Business Development Center	0	618,648	577,853
Total:	30,050	1,034,705	1,157,023

Awards by Department

CAMPUS

	CURRENT MONTH FY2008 (July-April)	YEAR TO DATE FY 2007 (July-April)	YEAR TO DATE FY 2008 (July-April)
Education, College of			
Education	0	88,813	44,234
Education Leadership & Policies	0	277,795	57,000
Educational Studies, Department of	0	813,385	1,802,848
Instruction & Teacher Education	0	1,571,456	2,075,445
Office of Program Evaluation	87,397	691,681	1,121,308
Physical Education	0	160,000	525,476
SC Educational Policy Center	0	323,193	243,193
School Improvement Council Assistance	0	0	147,874
Total:	87,397	3,926,323	6,017,378
Engineering & Computing, College of			
Chemical Engineering	84,849	3,638,842	4,370,542
Civil & Environmental Engineering	0	653,676	2,213,337
Computer Science & Engineering	6,000	1,571,524	421,356
Electrical Engineering	1,092,935	3,583,734	5,588,990
Engineering & Computing, College of	0	16,200	0
Mechanical Engineering	432,176	3,275,279	3,283,591
SC Alliance for Minority Participation (SCAMP)	0	88,769	140,653
Total:	1,615,960	12,828,024	16,018,469
Honors College, South Carolina			
Honors College, South Carolina	0	0	4,935
Total:	0	0	4,935
Hospitality, Retail & Sport Management, College of			
Hotel, Restaurant & Tourism Administration	0	0	123,992
Retailing, Department of	0	151,920	-29,250
Sport & Entertainment Management	0	0	32,000
Total:	0	151,920	126,742
Law, School of			
Children's Law Center	162,119	0	162,119
Law, School of	37,297	906,354	1,007,072
Total:	199,416	906,354	1,169,191
Mass Communications & Information Studies, College			
Journalism & Mass Communications, School of	0	170,697	98,166
Library & Information Sciences, School of	2,014	727,096	124,022
Mass Communications & Information Studies, College of	0	199,973	128,769
Total:	2,014	1,097,766	350,957

Awards by Department

<u>CAMPUS</u>	CURRENT MONTH FY2008 (July-April)	YEAR TO DATE FY 2007 (July-April)	YEAR TO DATE FY 2008 (July-April)
Medicine, School of			
Cell & Developmental Biology & Anatomy	351,514	2,122,397	2,625,452
Cell Biology & Neurosciences	0	0	0
Family & Preventive Medicine	0	2,024,935	2,428,616
Health & Safety	0	10,000	25,000
Internal Medicine	63,050	5,217,257	8,737,311
Medicine Library	0	10,008	0
Medicine, School of - (Dean)	7,500	324,196	52,499
Neuropsychiatry	35,221	1,556,440	1,593,665
Obstetrics & Gynecology	12,200	1,030,736	1,081,441
Ophthalmology	30,534	507,490	858,834
Orthopaedic Surgery	0	663,222	579,570
Pathology & Microbiology	553,391	2,076,573	2,908,429
Pediatrics	9,882	4,592,282	5,976,270
Pharmacology, Physiology & Neuroscience	268,663	1,314,911	1,197,199
Radiology	0	27,276	0
Research & Special Projects	86,410	316,582	213,395
Surgery	0	1,206,692	1,453,890
Total:	1,418,365	23,000,997	29,731,571
Nursing, College of			
Nursing	25,000	1,047,197	839,117
Total:	25,000	1,047,197	839,117
Pharmacy, SC College of			
Clinical Pharmacy and Outcome Sciences	0	10,000	10,000
Palmetto Poison Center	0	477,853	317,423
Pharmaceutical and Biomedical Sciences	4,305	546,449	978,358
Pharmaceutical Sciences	0	766,338	0
Pharmacy - (Dean)	0	1,097,698	232,500
Total:	4,305	2,898,338	1,538,281
Provost, Office of the			
TRIO Programs	0	1,298,718	1,820,972
Total:	0	1,298,718	1,820,972

Awards by Department

<u>CAMPUS</u>	CURRENT MONTH FY2008 (July-April)	YEAR TO DATE FY 2007 (July-April)	YEAR TO DATE FY 2008 (July-April)
Public Health, Arnold School of			
Communication Sciences & Disorders	283,144	1,549,272	1,476,490
Environmental Health Sciences	123,325	1,689,283	2,542,639
Epidemiology & Biostatistics	638,695	4,153,297	4,407,214
Exercise Science	1,016,404	3,236,473	2,320,903
Health Promotion, Education & Behavior	7,000	3,162,804	3,335,640
Health Services & Policy Research, Center for	64,823	1,184,806	406,615
Health Services Policy and Management	73,060	1,704,316	1,370,817
Prevention Research Center	0	1,044,843	1,430,763
Public Health, Arnold School of - Dean	37,599	221,220	299,679
Public Health, Arnold School of - General	3,050	0	8,052
Research in Nutrition & Health Disparities, Center for	0	1,178,451	1,445,681
Total:	2,247,100	19,124,765	19,044,493
Research & Health Sciences, Vice President			
Cancer Prevention Control Program	0	76,371	18,852
Intellectual Property	212,979	0	212,979
Research, Vice President for - (General)	0	182,053	576,846
Sponsored Awards Management	0	64,224	227,565
Total:	212,979	322,648	1,036,242
Senior & Regional Campuses			
USC Aiken	10,150	790,260	668,717
USC Beaufort - Academic Affairs	47,152	0	140,897
USC Beaufort - General	0	455,357	1,211,097
USC Lancaster	0	479,294	582,253
USC Salkehatchie	55,000	555,853	876,230
USC Sumter	0	0	273,586
USC Union	0	0	351,369
USC Upstate	27,000	848,024	2,108,686
Total:	139,302	3,128,788	6,212,835
Social Work, College of			
Families in Society, Institute for	216,000	870,539	831,004
Social Work, College of	13,943	7,516,794	1,614,553
Total:	229,943	8,387,333	2,445,557
Student Affairs, Division of			
International Programs for Students	0	16,740	13,500
Student Health	0	72,040	78,707
Student Life	0	4,990	0
Total:	0	93,770	92,207
University Libraries			
South Caroliniana Library	0	6,689	0
Thomas Cooper Library	0	0	0
Total:	0	6,689	0

Awards by Department

CAMPUS

	CURRENT MONTH FY2008 (July-April)	YEAR TO DATE FY 2007 (July-April)	YEAR TO DATE FY 2008 (July-April)
Sub Total:	8,591,761	103,339,159	117,586,552
Report Total:	8,591,761	103,339,159	117,586,552

Sponsored Awards Management

FY2008 YTD - Awards by Source

	<i>COM</i>	<i>FED</i>	<i>LOC</i>	<i>OTH</i>	<i>PHI</i>	<i>STA</i>	<i>Total</i>
<i>Total</i>	4,270,520	88,875,690	335,878	1,420,951	16,452,492	6,231,021	117,586,552
Arts and Sciences, College of	384,493	26,924,127	55,080	937,734	1,049,515	488,121	29,839,070
Anthropology	0	0	0	0	81,033	3,900	84,933
Archaeology & Anthropology, SC	0	1,502,689	2,000	0	0	13,183	1,517,872
Art	0	0	0	0	0	20,000	20,000
Baruch Institute	0	1,551,309	0	0	0	-13,244	1,538,065
Biological Sciences	142,653	3,865,003	0	0	32,000	20,000	4,059,656
Chemistry & Biochemistry	71,225	5,903,593	0	0	134,774	55,000	6,164,592
COBRE: Center for Colon Cancer	0	725,633	0	0	-5,482	0	720,151
Criminology & Criminal Justice,	0	0	0	0	0	8,500	8,500
Earth Sciences & Resources	103,015	386,514	0	0	0	81,891	571,420
Electron Microscopy Center	0	5,328	0	0	0	0	5,328
English	0	1,536,390	0	0	0	6,424	1,542,814
Environment, School of the	0	793,506	0	0	20,000	0	813,506
Geography	0	552,859	0	0	0	31,287	584,146
Geological Sciences	35,600	2,652,257	0	840,000	0	0	3,527,857
History	0	43,340	0	0	6,032	29,909	79,281
Linguistics Program	0	0	0	0	0	22,689	22,689

	<i>COM</i>	<i>FED</i>	<i>LOC</i>	<i>OTH</i>	<i>PHI</i>	<i>STA</i>	<i>Total</i>
Marine Science	0	20,000	0	0	0	0	20,000
Mathematics	0	1,878,016	0	0	0	101,013	1,979,029
McKissick Museum	0	3,000	0	0	0	0	3,000
Naval Science	0	3,000	0	0	0	0	3,000
Philosophy	0	0	0	0	24,000	0	24,000
Physics & Astronomy	0	845,148	0	0	0	13,600	858,748
Political Science	0	158,623	39,080	0	0	0	197,703
Psychology	32,000	3,015,160	14,000	97,734	17,500	66,619	3,243,013
Public Service & Policy Research, Department of	0	474,029	0	0	67,250	17,450	558,729
Religious Studies	0	0	0	0	500	0	500
Science Education, Center for	0	643,109	0	0	0	0	643,109
Sociology	0	5,009	0	0	0	0	5,009
Southern Studies, Institute for	0	0	0	0	665,908	0	665,908
Statistics	0	335,857	0	0	6,000	9,900	351,757
Theatre and Dance, Department	0	24,755	0	0	0	0	24,755
Business & Finance	0	116,662	0	0	0	24,850	141,512
Environmental Health and Safety	0	116,662	0	0	0	0	116,662
Recycling & Waste Management	0	0	0	0	0	24,850	24,850
Business, Moore School of	49,000	1,000,973	0	0	0	107,050	1,157,023
Business, Moore School of - Business Administration	0	423,120	0	0	0	0	423,120
Business, Moore School of - Business Administration	49,000	0	0	0	0	107,050	156,050
Small Business Development Center	0	577,853	0	0	0	0	577,853
Education, College of	2,517	4,340,122	35,000	0	91,158	1,548,581	6,017,378

	<i>COM</i>	<i>FED</i>	<i>LOC</i>	<i>OTH</i>	<i>PHI</i>	<i>STA</i>	<i>Total</i>
Education	0	0	0	0	0	44,234	44,234
Education Leadership & Policies	0	0	5,000	0	0	52,000	57,000
Educational Studies, Department	0	1,399,736	30,000	0	55,112	318,000	1,802,848
Instruction & Teacher Education	2,517	1,648,749	0	0	10,106	414,073	2,075,445
Office of Program Evaluation	0	642,968	0	0	5,940	472,400	1,121,308
Physical Education	0	505,476	0	0	20,000	0	525,476
SC Educational Policy Center	0	143,193	0	0	0	100,000	243,193
School Improvement Council	0	0	0	0	0	147,874	147,874
Engineering & Computing, College of	1,584,370	12,925,286	53,620	40,000	596,530	818,663	16,018,469
Chemical Engineering	792,908	2,699,478	0	0	377,000	501,156	4,370,542
Civil & Environmental Engineering	75,000	1,904,942	53,620	40,000	0	139,775	2,213,337
Computer Science & Engineering	0	421,356	0	0	0	0	421,356
Electrical Engineering	101,914	5,270,413	0	0	216,663	0	5,588,990
Mechanical Engineering	614,548	2,445,097	0	0	2,867	221,079	3,283,591
SC Alliance for Minority Professionals (SCAMP)	0	184,000	0	0	0	-43,347	140,653
Honors College, South Carolina	0	4,935	0	0	0	0	4,935
Honors College, South Carolina	0	4,935	0	0	0	0	4,935
Hospitality, Retail & Sport Management	2,000	23,745	32,000	0	68,997	0	126,742
Hotel, Restaurant & Tourism	0	54,995	0	0	68,997	0	123,992
Retailing, Department of	2,000	-31,250	0	0	0	0	-29,250
Sport & Entertainment	0	0	32,000	0	0	0	32,000
Law, School of	0	1,069,191	0	0	0	100,000	1,169,191
Children's Law Center	0	162,119	0	0	0	0	162,119
Law, School of	0	907,072	0	0	0	100,000	1,007,072

	COM	FED	LOC	OTH	PHI	STA	Total
Mass Communications & Informator	0	291,745	0	0	38,750	20,462	350,957
Journalism & Mass	0	77,976	0	0	8,750	11,440	98,166
Library & Information Sciences,	0	85,000	0	0	30,000	9,022	124,022
Mass Communications &	0	128,769	0	0	0	0	128,769
Medicine, School of	1,264,356	16,720,867	4,000	133,111	9,888,803	1,720,434	29,731,571
Cell & Developmental Biology &	200,000	2,128,686	0	0	296,766	0	2,625,452
Family & Preventive Medicine	311,059	863,363	0	0	1,216,694	37,500	2,428,616
Health & Safety	0	0	0	0	0	25,000	25,000
Internal Medicine	68,739	5,882,651	0	127,570	2,658,351	0	8,737,311
Medicine, School of - (Dean)	0	0	0	0	52,499	0	52,499
Neuropsychiatry	217,422	264,308	0	0	1,006,148	105,787	1,593,665
Obstetrics & Gynecology	12,360	12,200	0	5,541	986,388	64,952	1,081,441
Ophthalmology	75,467	265,577	0	0	517,790	0	858,834
Orthopaedic Surgery	0	0	0	0	579,570	0	579,570
Pathology & Microbiology	-37,372	2,637,801	0	0	308,000	0	2,908,429
Pediatrics	50,890	3,652,442	0	0	855,828	1,417,110	5,976,270
Pharmacology, Physiology &	275,791	808,908	0	0	112,500	0	1,197,199
Research & Special Projects	0	30,421	4,000	0	108,889	70,085	213,395
Surgery	90,000	174,510	0	0	1,189,380	0	1,453,890
Nursing, College of	0	496,537	0	0	342,580	0	839,117
Nursing	0	496,537	0	0	342,580	0	839,117
Pharmacy, SC College of	255,099	983,369	0	199,008	100,805	0	1,538,281
Clinical Pharmacy and Outcome	0	10,000	0	0	0	0	10,000
Palmetto Poison Center	0	278,415	0	39,008	0	0	317,423

	COM	FED	LOC	OTH	PHI	STA	Total
Pharmaceutical and Biomedical	255,099	694,954	0	0	28,305	0	978,358
Pharmacy - (Dean)	0	0	0	160,000	72,500	0	232,500
Provost, Office of the	0	1,820,972	0	0	0	0	1,820,972
TRIO Programs	0	1,820,972	0	0	0	0	1,820,972
Public Health, Arnold School of	443,764	16,105,037	21,742	76,630	1,958,907	438,413	19,044,493
Communication Sciences &	3,650	1,431,674	0	0	41,166	0	1,476,490
Environmental Health Sciences	0	2,542,639	0	0	0	0	2,542,639
Epidemiology & Biostatistics	-11,350	3,642,102	0	0	543,058	233,404	4,407,214
Exercise Science	407,014	1,822,972	0	0	90,917	0	2,320,903
Health Promotion, Education &	0	2,679,216	7,742	34,030	603,212	11,440	3,335,640
Health Services & Policy	0	291,559	0	0	98,684	16,372	406,615
Health Services Policy and	44,450	825,601	14,000	42,600	397,170	46,996	1,370,817
Prevention Research Center	0	1,430,763	0	0	0	0	1,430,763
Public Health, Arnold School of -	0	75,599	0	0	94,700	129,380	299,679
Public Health, Arnold School of -	0	8,052	0	0	0	0	8,052
Research in Nutrition & Health	0	1,354,860	0	0	90,000	821	1,445,681
Research & Health Sciences, Vice Pr	212,979	660,763	60,000	0	102,500	0	1,036,242
Cancer Prevention Control	0	18,852	0	0	0	0	18,852
Intellectual Property	212,979	0	0	0	0	0	212,979
Research, Vice President for -	0	596,846	60,000	0	-80,000	0	576,846
Sponsored Awards Management	0	45,065	0	0	182,500	0	227,565
Senior & Regional Campuses	54,780	4,417,762	74,436	20,330	924,272	721,255	6,212,835
USC Aiken	0	65,356	50,000	20,000	25,000	508,361	668,717
USC Beaufort - Academic Affairs	0	85,754	18,636	0	0	36,507	140,897

	<i>COM</i>	<i>FED</i>	<i>LOC</i>	<i>OTH</i>	<i>PHI</i>	<i>STA</i>	<i>Total</i>
USC Beaufort - General	0	996,572	5,000	0	100,350	109,175	1,211,097
USC Lancaster	0	575,453	0	0	6,800	0	582,253
USC Salkehatchie	0	425,970	0	0	447,160	3,100	876,230
USC Sumter	0	270,986	800	0	1,800	0	273,586
USC Union	0	351,369	0	0	0	0	351,369
USC Upstate	54,780	1,646,302	0	330	343,162	64,112	2,108,686
Social Work, College of	17,162	889,390	0	14,138	1,281,675	243,192	2,445,557
Families in Society, Institute for	0	429,004	0	0	402,000	0	831,004
Social Work, College of	17,162	460,386	0	14,138	879,675	243,192	1,614,553
Student Affairs, Division of	0	84,207	0	0	8,000	0	92,207
International Programs for	0	13,500	0	0	0	0	13,500
Student Health	0	70,707	0	0	8,000	0	78,707
University Libraries	0	0	0	0	0	0	0
Thomas Cooper Library	0	0	0	0	0	0	0

Sponsored Awards Management

FY2008 YTD - Awards by Purpose

	Equipment	GA Work Experience	Research	Service	Training	Total
<i>Total</i>	238,012	715,311	75,225,968	32,313,513	9,093,748	117,586,552
Arts and Sciences, College of	0	198,674	26,949,732	1,886,456	804,208	29,839,070
Anthropology	0	3,900	42,408	0	38,625	84,933
Archaeology & Anthropology, SC Institute of	0	0	1,516,455	0	1,417	1,517,872
Art	0	0	0	0	20,000	20,000
Baruch Institute	0	0	1,523,065	15,000	0	1,538,065
Biological Sciences	0	0	3,900,647	61,489	97,520	4,059,656
Chemistry & Biochemistry	0	6,162	6,080,076	78,354	0	6,164,592
COBRE: Center for Colon Cancer Research	0	0	720,151	0	0	720,151
Criminology & Criminal Justice, Department of	0	0	8,500	0	0	8,500
Earth Sciences & Resources Institute	0	0	495,823	75,597	0	571,420
Electron Microscopy Center	0	0	0	5,328	0	5,328
English	0	6,424	1,536,390	0	0	1,542,814
Environment, School of the	0	0	616,506	197,000	0	813,506
Geography	0	34,538	552,859	475	-3,726	584,146
Geological Sciences	0	0	3,377,257	150,600	0	3,527,857

	<i>Equipment</i>	<i>GA Work Experience</i>	<i>Research</i>	<i>Service</i>	<i>Training</i>	<i>Total</i>
History	0	6,381	5,300	64,600	3,000	79,281
Linguistics Program	0	22,689	0	0	0	22,689
Marine Science	0	0	20,000	0	0	20,000
Mathematics	0	0	1,979,029	0	0	1,979,029
McKissick Museum	0	0	0	3,000	0	3,000
Naval Science	0	0	0	0	3,000	3,000
Philosophy	0	0	24,000	0	0	24,000
Physics & Astronomy	0	0	858,748	0	0	858,748
Political Science	0	39,080	158,623	0	0	197,703
Psychology	0	79,500	2,898,088	248,862	16,563	3,243,013
Public Service & Policy Research, Institute for	0	0	310,538	248,191	0	558,729
Religious Studies	0	0	500	0	0	500
Science Education, Center for	0	0	0	15,300	627,809	643,109
Sociology	0	0	5,009	0	0	5,009
Southern Studies, Institute for	0	0	0	665,908	0	665,908
Statistics	0	0	319,760	31,997	0	351,757
Theatre and Dance, Department of	0	0	0	24,755	0	24,755
Business & Finance	141,512	0	0	0	0	141,512
Environmental Health and Safety	116,662	0	0	0	0	116,662
Recycling & Waste Management	24,850	0	0	0	0	24,850
Business, Moore School of	0	0	579,170	577,853	0	1,157,023
Business, Moore School of - Dean's Office	0	0	423,120	0	0	423,120
Business, Moore School of - Division of Researc	0	0	156,050	0	0	156,050

	<i>Equipment</i>	<i>GA Work Experience</i>	<i>Research</i>	<i>Service</i>	<i>Training</i>	<i>Total</i>
Small Business Development Center	0	0	0	577,853	0	577,853
Education, College of	0	33,524	2,843,444	1,052,539	2,087,871	6,017,378
Education	0	0	0	40,000	4,234	44,234
Education Leadership & Policies	0	0	46,000	11,000	0	57,000
Educational Studies, Department of	0	31,007	1,369,853	54,105	347,883	1,802,848
Instruction & Teacher Education	0	2,517	217,470	291,823	1,563,635	2,075,445
Office of Program Evaluation	0	0	461,452	487,737	172,119	1,121,308
Physical Education	0	0	505,476	20,000	0	525,476
SC Educational Policy Center	0	0	243,193	0	0	243,193
School Improvement Council Assistance	0	0	0	147,874	0	147,874
Engineering & Computing, College of	61,500	0	15,390,013	75,000	491,956	16,018,469
Chemical Engineering	0	0	4,358,542	0	12,000	4,370,542
Civil & Environmental Engineering	0	0	1,998,562	75,000	139,775	2,213,337
Computer Science & Engineering	0	0	421,356	0	0	421,356
Electrical Engineering	0	0	5,588,990	0	0	5,588,990
Mechanical Engineering	61,500	0	2,881,910	0	340,181	3,283,591
SC Alliance for Minority Participation (SCAMP)	0	0	140,653	0	0	140,653
Honors College, South Carolina	0	4,935	0	0	0	4,935
Honors College, South Carolina	0	4,935	0	0	0	4,935
Hospitality, Retail & Sport Management, College of	0	0	83,744	2,000	40,998	126,742
Hotel, Restaurant & Tourism Administration	0	0	114,994	0	8,998	123,992
Retailing, Department of	0	0	-31,250	2,000	0	-29,250
Sport & Entertainment Management	0	0	0	0	32,000	32,000

	<i>Equipment</i>	<i>GA Work Experience</i>	<i>Research</i>	<i>Service</i>	<i>Training</i>	<i>Total</i>
Law, School of	0	0	0	767,731	401,460	1,169,191
Children's Law Center	0	0	0	0	162,119	162,119
Law, School of	0	0	0	767,731	239,341	1,007,072
Mass Communications & Information Studies, Colle	0	29,212	128,769	30,000	162,976	350,957
Journalism & Mass Communications, School of	0	20,190	0	0	77,976	98,166
Library & Information Sciences, School of	0	9,022	0	30,000	85,000	124,022
Mass Communications & Information Studies, C	0	0	128,769	0	0	128,769
Medicine, School of	0	0	9,380,302	18,832,015	1,519,254	29,731,571
Cell & Developmental Biology & Anatomy	0	0	2,590,750	0	34,702	2,625,452
Family & Preventive Medicine	0	0	943,006	1,327,226	158,384	2,428,616
Health & Safety	0	0	0	25,000	0	25,000
Internal Medicine	0	0	721,468	7,570,098	445,745	8,737,311
Medicine, School of - (Dean)	0	0	0	0	52,499	52,499
Neuropsychiatry	0	0	235,517	1,108,148	250,000	1,593,665
Obstetrics & Gynecology	0	0	30,101	1,051,340	0	1,081,441
Ophthalmology	0	0	341,044	517,790	0	858,834
Orthopaedic Surgery	0	0	0	579,570	0	579,570
Pathology & Microbiology	0	0	2,900,429	0	8,000	2,908,429
Pediatrics	0	0	195,972	5,265,068	515,230	5,976,270
Pharmacology, Physiology & Neuroscience	0	0	1,157,505	0	39,694	1,197,199
Research & Special Projects	0	0	0	198,395	15,000	213,395
Surgery	0	0	264,510	1,189,380	0	1,453,890
Nursing, College of	0	0	35,000	95,000	709,117	839,117

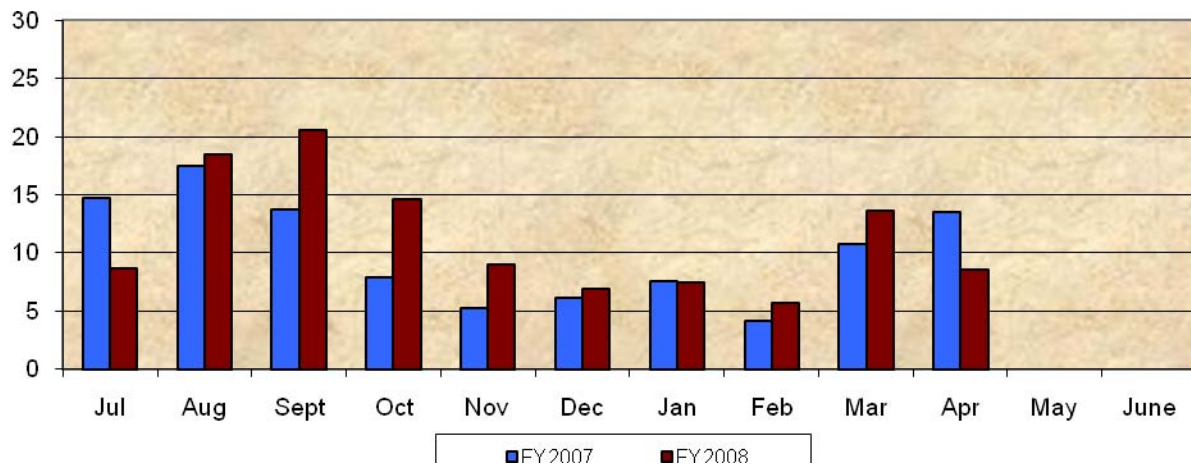
	<i>Equipment</i>	<i>GA Work Experience</i>	<i>Research</i>	<i>Service</i>	<i>Training</i>	<i>Total</i>
Nursing	0	0	35,000	95,000	709,117	839,117
Pharmacy, SC College of	0	0	1,027,366	510,915	0	1,538,281
Clinical Pharmacy and Outcome Sciences	0	0	10,000	0	0	10,000
Palmetto Poison Center	0	0	39,008	278,415	0	317,423
Pharmaceutical and Biomedical Sciences	0	0	978,358	0	0	978,358
Pharmacy - (Dean)	0	0	0	232,500	0	232,500
Provost, Office of the	0	0	0	1,820,972	0	1,820,972
TRIO Programs	0	0	0	1,820,972	0	1,820,972
Public Health, Arnold School of	0	373,507	16,293,884	900,998	1,476,104	19,044,493
Communication Sciences & Disorders	0	3,650	1,234,754	0	238,086	1,476,490
Environmental Health Sciences	0	0	1,292,563	176,000	1,074,076	2,542,639
Epidemiology & Biostatistics	0	115,442	4,146,408	19,422	125,942	4,407,214
Exercise Science	0	15,272	2,308,381	-2,750	0	2,320,903
Health Promotion, Education & Behavior	0	57,837	3,079,271	198,532	0	3,335,640
Health Services & Policy Research, Center for	0	0	305,862	100,753	0	406,615
Health Services Policy and Management	0	181,306	1,050,201	139,310	0	1,370,817
Prevention Research Center	0	0	1,430,763	0	0	1,430,763
Public Health, Arnold School of - Dean	0	0	0	261,679	38,000	299,679
Public Health, Arnold School of - General	0	0	0	8,052	0	8,052
Research in Nutrition & Health Disparities, Cente	0	0	1,445,681	0	0	1,445,681
Research & Health Sciences, Vice President	0	0	793,742	242,500	0	1,036,242
Cancer Prevention Control Program	0	0	18,852	0	0	18,852
Intellectual Property	0	0	212,979	0	0	212,979

	<i>Equipment</i>	<i>GA Work Experience</i>	<i>Research</i>	<i>Service</i>	<i>Training</i>	<i>Total</i>
Research, Vice President for - (General)	0	0	516,846	60,000	0	576,846
Sponsored Awards Management	0	0	45,065	182,500	0	227,565
Senior & Regional Campuses	35,000	0	955,457	4,165,326	1,057,052	6,212,835
USC Aiken	0	0	52,706	551,110	64,901	668,717
USC Beaufort - Academic Affairs	0	0	108,390	32,507	0	140,897
USC Beaufort - General	35,000	0	750,861	425,236	0	1,211,097
USC Lancaster	0	0	5,000	577,253	0	582,253
USC Salkehatchie	0	0	0	876,230	0	876,230
USC Sumter	0	0	3,000	270,586	0	273,586
USC Union	0	0	0	234,229	117,140	351,369
USC Upstate	0	0	35,500	1,198,175	875,011	2,108,686
Social Work, College of	0	75,459	765,345	1,346,208	258,545	2,445,557
Families in Society, Institute for	0	0	581,004	250,000	0	831,004
Social Work, College of	0	75,459	184,341	1,096,208	258,545	1,614,553
Student Affairs, Division of	0	0	0	8,000	84,207	92,207
International Programs for Students	0	0	0	0	13,500	13,500
Student Health	0	0	0	8,000	70,707	78,707
University Libraries	0	0	0	0	0	0
Thomas Cooper Library	0	0	0	0	0	0

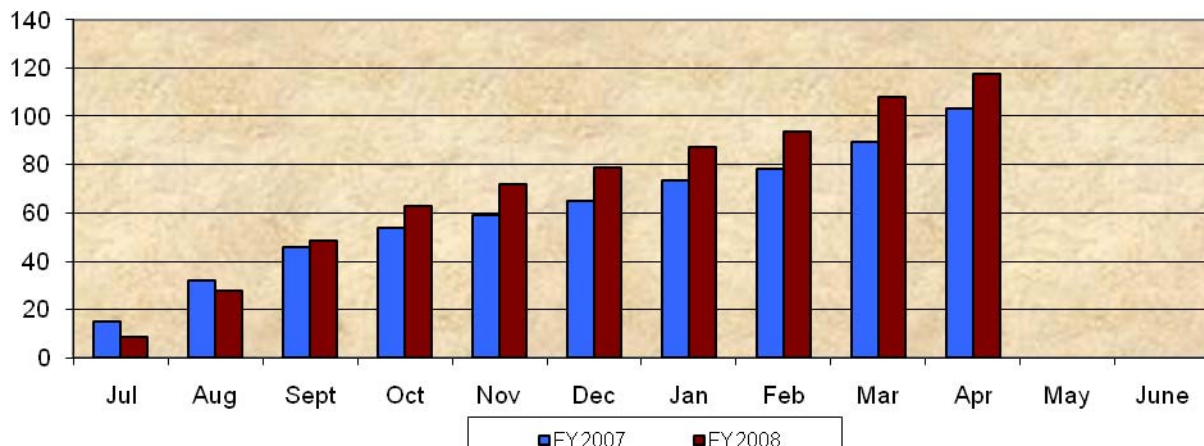
Funding Agency Comparison Report Year-To-Date - April - FY2008

	<u>FY2007</u>	<u>FY2008</u>	<u>% CHG</u>
NIH Awards	\$20,524,266	\$19,927,682	(2.9)
Dept. Of Education Awards	\$7,026,909	\$8,543,200	21.6
Dept. Of Defense Awards	\$6,524,487	\$11,509,180	76.4
NSF Awards	\$10,087,420	\$15,591,393	54.6
Non Profit Awards	\$14,307,030	\$16,452,492	15.0
State and Municipalities Awards	\$5,197,897	\$6,566,899	26.3
Dept. Of Energy Awards	\$2,153,777	\$3,000,060	39.3
Business and Industry Awards	\$3,190,918	\$4,270,520	33.8

Amounts Awarded (In millions of dollars)



Cumulative Amounts Awarded (In millions of dollars)



Proposals by Department

<u>CAMPUS</u>	CURRENT MONTH		YEAR TO DATE		YEAR TO DATE	
	April FY2008		FY 2007 (July-April)		FY 2008 (July-April)	
Arts and Sciences, College of						
African-American Studies Program	0	0	1	20,000	0	0
Anthropology	0	0	5	639,084	6	442,358
Archaeology & Anthropology, SC Institute of	4	463,185	11	1,195,524	21	2,305,469
Art	0	0	2	108,500	2	28,000
Arts and Sciences - (Dean)	0	0	1	288,354	1	100,000
Baruch Institute	2	36,679	32	2,928,046	34	3,391,635
Biological Sciences	4	312,363	60	7,382,372	67	7,030,003
Chemistry & Biochemistry	1	272,946	61	8,674,955	72	18,473,993
COBRE: Center for Colon Cancer Research	1	50,000	2	1,741,060	7	2,741,381
Criminology & Criminal Justice, Department of	0	0	3	62,497	7	717,054
Earth Sciences & Resources Institute	1	9,998	8	413,600	10	535,844
Electron Microscopy Center	0	0	0	0	1	5,328
English	0	0	5	426,742	14	645,939
Environment, School of the	1	69,528	5	4,176,110	4	322,276
Foreign Languages	0	0	1	93,491	0	0
Geography	1	101,373	23	1,153,698	27	4,092,986
Geological Sciences	2	39,560	44	8,567,232	38	3,279,066
History	0	0	19	692,901	17	648,132
International Studies, Walker Institute of	0	0	1	276,262	1	280,558
Languages, Literatures, and Cultures, Department of	2	84,610	0	0	5	227,795
Linguistics Program	0	0	4	36,662	0	0
Marine Science	0	0	6	44,851	1	20,000
Mathematics	1	211,010	24	2,356,728	27	2,807,078
McKissick Museum	0	0	1	32,306	2	14,000
Philosophy	0	0	1	130,730	2	30,000
Physics & Astronomy	3	810,700	15	1,733,838	14	2,064,742
Political Science	0	0	10	194,183	11	427,214
Psychology	2	138,987	47	7,688,274	49	9,497,693
Public Service & Policy Research, Institute for	2	30,500	9	174,330	6	91,050
Religious Studies	0	0	2	20,200	1	250
Science Education, Center for	0	0	7	683,498	3	78,891
Sociology	0	0	6	327,438	1	89,217
Southern Studies, Institute for	0	0	1	166,477	0	0
Statistics	0	0	12	384,066	9	399,519
Theatre and Dance, Department of	0	0	1	3,375	1	10,000
Women's Studies	0	0	0	0	1	31,062
Total:	27	2,631,439	430	52,817,384	462	60,828,533

Proposals by Department

<u>CAMPUS</u>		CURRENT MONTH April FY2008		YEAR TO DATE FY 2007 (July-April)		YEAR TO DATE FY 2008 (July-April)	
Business & Finance							
	Environmental Health and Safety	0	0	0	0	1	163,606
	Recycling & Waste Management	0	0	0	0	1	24,850
	Total:	0	0	0	0	2	188,456
Business, Moore School of							
	Business, Moore School of - Dean's Office	0	0	2	53,057	1	0
	Business, Moore School of - Division of Research	0	0	8	117,062	6	227,455
	Small Business Development Center	0	0	3	1,355,742	3	2,438,402
	Total:	0	0	13	1,525,861	10	2,665,857
Education, College of							
	Education	0	0	4	87,848	3	66,400
	Education Leadership & Policies	0	0	9	118,842	4	194,172
	Educational Studies, Department of	1	53,034	13	1,153,807	12	1,128,354
	Instruction & Teacher Education	1	112,500	19	1,823,076	22	1,554,118
	Office of Program Evaluation	0	0	10	588,460	14	818,241
	Physical Education	0	0	6	770,070	3	574,586
	SC Educational Policy Center	0	0	1	100,000	1	100,000
	Total:	2	165,534	62	4,642,103	59	4,435,871
Engineering & Computing, College of							
	Chemical Engineering	8	438,571	77	18,177,681	70	9,621,901
	Civil & Environmental Engineering	1	4,843	39	3,769,631	35	2,670,495
	Computer Science & Engineering	3	473,140	39	8,167,344	29	3,217,442
	Electrical Engineering	7	285,318	49	7,623,941	45	8,466,157
	Engineering & Computing, College of	0	0	0	0	1	12,500
	Mechanical Engineering	10	878,811	56	3,999,850	60	10,182,555
	SC Alliance for Minority Participation (SCAMP)	0	0	2	267,769	1	184,000
	Total:	29	2,080,683	262	42,006,216	241	34,355,050
Equal Opportunity Programs							
	Equal Opportunity Programs	0	0	1	56,953	0	0
	Total:	0	0	1	56,953	0	0
Honors College, South Carolina							
	Honors College, South Carolina	0	0	2	22,164	1	4,194
	Total:	0	0	2	22,164	1	4,194

Proposals by Department

<u>CAMPUS</u>	CURRENT MONTH April FY2008		YEAR TO DATE FY 2007 (July-April)		YEAR TO DATE FY 2008 (July-April)	
Hospitality, Retail & Sport Management, College of						
Hospitality, Retail & Sport Management - (Dean)	0	0	1	3,500,000	0	0
Hotel, Restaurant & Tourism Administration	0	0	6	633,210	5	237,035
Retailing, Department of	0	0	0	0	2	21,005
Sport & Entertainment Management	0	0	0	0	2	32,000
Technology Support & Training Management	0	0	3	200,000	2	108,228
Total:	0	0	10	4,333,210	11	398,268
Law, School of						
Law, School of	0	0	9	1,020,006	8	1,807,068
Total:	0	0	9	1,020,006	8	1,807,068
Mass Communications & Information Studies, College						
Journalism & Mass Communications, School of	0	0	8	164,397	8	670,777
Library & Information Sciences, School of	0	0	2	121,438	6	377,023
Mass Communications & Information Studies, College of	0	0	3	212,632	0	0
Total:	0	0	13	498,467	14	1,047,800
Medicine, School of						
Cell & Developmental Biology & Anatomy	3	1,423,976	29	4,149,049	36	6,786,345
Family & Preventive Medicine	0	0	8	1,636,733	12	2,218,731
Health & Safety	0	0	0	0	1	25,000
Internal Medicine	1	400,000	18	10,000,745	18	5,272,274
Medicine Library	0	0	1	5,508	0	0
Medicine, School of - (Dean)	0	0	2	584,622	2	5,199,702
Neuropsychiatry	0	0	9	497,456	11	1,139,261
Obstetrics & Gynecology	0	0	4	355,106	4	239,982
Ophthalmology	0	0	6	912,718	5	1,495,530
Pathology & Microbiology	5	722,707	32	10,716,525	35	10,357,818
Pediatrics	3	46,681	18	4,678,341	21	4,708,791
Pharmacology, Physiology & Neuroscience	0	0	11	2,373,983	24	3,998,319
Research & Special Projects	0	0	5	183,722	9	331,819
Surgery	0	0	1	550,506	3	1,069,141
Total:	12	2,593,364	144	36,645,014	181	42,842,713
Music, School of						
Music, School of	0	0	1	92,881	0	0
Total:	0	0	1	92,881	0	0
Nursing, College of						
Nursing	0	0	13	3,805,939	12	907,266
Total:	0	0	13	3,805,939	12	907,266

Proposals by Department

<u>CAMPUS</u>	CURRENT MONTH April FY2008		YEAR TO DATE FY 2007 (July-April)		YEAR TO DATE FY 2008 (July-April)	
Pharmacy, SC College of						
Clinical Pharmacy and Outcome Sciences	0	0	0	0	4	159,513
Palmetto Poison Center	1	310,023	4	483,947	1	310,023
Pharmaceutical and Biomedical Sciences	1	250,000	17	2,484,549	25	3,623,295
Pharmaceutical Sciences	0	0	3	633,558	0	0
Pharmacy - (Dean)	0	0	0	0	2	207,500
Total:	2	560,023	24	3,602,054	32	4,300,331
Provost, Office of the						
Provost, Office of the	0	0	0	0	1	265,752
TRIO Programs	0	0	3	972,115	0	0
Total:	0	0	3	972,115	1	265,752
Public Health, Arnold School of						
Communication Sciences & Disorders	1	6,187	22	1,916,754	14	1,813,583
Environmental Health Sciences	2	56,435	11	2,414,529	24	2,748,172
Epidemiology & Biostatistics	4	288,328	57	14,070,306	62	8,867,544
Exercise Science	1	37,800	32	6,209,257	29	4,682,824
Health Promotion, Education & Behavior	3	2,406,865	32	1,753,918	23	3,069,852
Health Services & Policy Research, Center for	0	0	9	930,401	6	120,891
Health Services Policy and Management	4	1,484,201	44	2,783,246	47	4,085,987
Prevention Research Center	0	0	3	689,350	6	1,915,908
Public Health, Arnold School of - Dean	1	7,599	5	662,265	6	152,062
Research in Nutrition & Health Disparities, Center for	0	0	10	1,130,836	4	115,528
Total:	16	4,287,415	225	32,560,862	221	27,572,351
Research & Health Sciences, Vice President						
Cancer Prevention Control Program	0	0	1	6,869	0	0
Health Disparities, Institute for	1	10,000	0	0	6	485,263
NanoCenter	0	0	1	61,465	0	0
Research, Vice President for - (General)	0	0	3	232,053	3	2,182,548
Sponsored Awards Management	0	0	1	86,436	0	0
Total:	1	10,000	6	386,823	9	2,667,811

Proposals by Department

CAMPUS

	CURRENT MONTH April FY2008		YEAR TO DATE FY 2007 (July-April)		YEAR TO DATE FY 2008 (July-April)	
Senior & Regional Campuses						
Regional Campuses & Continuing Education	0	0	0	0	1	9,900
USC Aiken	2	53,051	19	1,779,541	25	930,920
USC Beaufort - Academic Affairs	1	1,700	0	0	8	643,833
USC Beaufort - General	0	0	10	1,442,530	10	924,243
USC Lancaster	1	7,500	4	269,440	6	231,373
USC Salkehatchie	0	0	15	1,270,798	12	1,010,010
USC Sumter	0	0	3	9,538	6	26,264
USC Union	1	136,452	0	0	2	256,348
USC Upstate	0	0	20	2,324,953	23	1,652,690
Total:	5	198,703	71	7,096,800	93	5,685,581
Social Work, College of						
Families in Society, Institute for	0	0	7	852,400	16	4,782,724
Social Work, College of	2	27,223	47	7,118,740	44	11,653,833
Total:	2	27,223	54	7,971,140	60	16,436,557
Student Affairs, Division of						
Student Development	0	0	0	0	1	7,562
Student Health	0	0	3	158,033	6	424,287
Student Life	0	0	1	147,521	0	0
Total:	0	0	4	305,554	7	431,849
University Libraries						
Thomas Cooper Library	0	0	1	83,695	0	0
Total:	0	0	1	83,695	0	0
University Press						
University Press	0	0	0	0	1	6,195
Total:	0	0	0	0	1	6,195
Report Total:	96	12,554,384	1348	200,445,241	1425	206,847,503