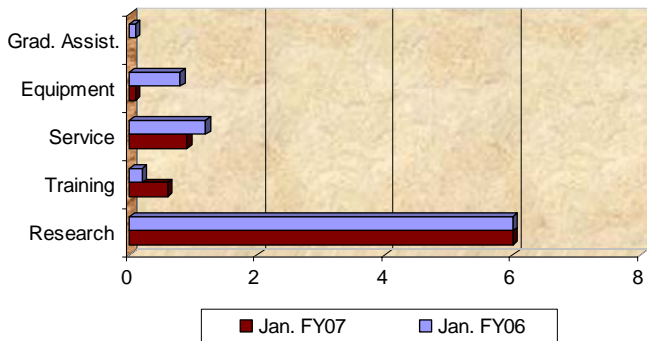


# Sponsored Awards Management (SAM)

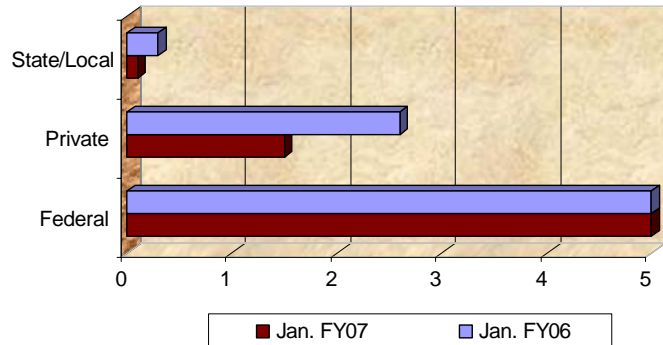
## Monthly Report Summary - January 2007

SAM ACTIVITY	Jan. FY2007 New Awards	YTD FY2006 (July-Jan.)	YTD FY2007 (July-Jan.)	YTD % Change
<b>Award Totals (FY2007)</b>	<b>\$7,561,334</b>	<b>\$86,062,640</b>	<b>\$73,517,984</b>	<b>-14.6</b>
<b>Source</b>				
Federal	\$5,956,700	\$68,616,858	\$55,090,790	-19.7
Private	\$1,477,036	\$14,188,877	\$13,658,264	-3.7
State/Local	\$127,598	\$3,256,905	\$4,768,930	46.4
<b>Purpose</b>				
Research	\$6,076,483	\$57,758,634	\$44,328,249	-23.3
Public Service	\$1,484,851	\$28,304,006	\$29,189,735	3.1
<b>Sponsors</b>				
NIH	\$2,209,785	\$18,898,843	\$14,152,975	-25.1
NSF	\$1,776,841	\$6,592,518	\$7,442,285	12.9
<b>Proposals</b>				
Submissions	158	939	971	3.4
Dollars Requested	\$16,164,905	\$115,107,413	\$134,423,666	16.8
<b>Expenditures</b>				
Research Direct	\$6,178,846	\$37,564,254	\$39,147,310	4.2
Research IDC	\$1,375,447	\$6,600,625	\$7,231,755	9.6
<b>Notable Areas</b>				
Health Science Colleges	\$2,282,755	\$39,699,800	\$36,617,608	-7.8
Arts and Sciences	\$3,073,521	\$25,543,877	\$17,815,007	-30.3
Education	\$71,351	\$3,029,695	\$3,482,192	14.9
Engineering & IT	\$1,586,694	\$9,615,270	\$8,489,251	-11.7
Senior and Regional Campuses	\$125,756	\$4,498,924	\$2,043,450	-54.6

**Summary by Purpose**



**Summary by Source**



Amounts Received (In millions of dollars)

## Awards by Department

<u>CAMPUS</u>	CURRENT MONTH January FY2007 New Awards	YEAR TO DATE FY 2006 (July-Jan.)	YEAR TO DATE FY 2007 (July-Jan.)
<b>Arts and Sciences, College of</b>			
African-American Studies Program	0	20,000	0
Anthropology	0	7,200	42,408
Archaeology & Anthropology, SC Institute of	200,000	565,891	402,954
Art	10,000	0	110,000
Baruch Institute	29,748	4,815,391	675,160
Biological Sciences	0	2,612,811	2,915,515
Chemistry & Biochemistry	49,963	4,266,917	2,326,481
COBRE: Center for Colon Cancer Research	0	1,334,804	1,216,437
Criminology & Criminal Justice, Department of	0	749,973	33,300
Earth Sciences & Resources Institute	0	130,756	68,987
English	0	0	224,906
Environment, School of the	0	161,498	22,816
Geography	728,643	845,611	1,459,769
Geological Sciences	258,338	3,141,190	1,485,692
History	10,000	77,959	313,801
Linguistics Program	10,000	20,000	30,000
Mathematics	46,999	342,734	296,694
McKissick Museum	0	0	4,750
Naval Science	0	3,000	3,000
Philosophy	0	275,000	481,312
Physics & Astronomy	202,737	266,664	820,359
Political Science	0	53,934	38,242
Psychology	1,199,664	3,661,675	3,838,829
Public Service & Policy Research, Institute for	324,054	1,151,819	821,471
Religious Studies	0	4,000	4,000
Science & Math Administration	0	0	0
Science Education, Center for	0	34,800	15,300
Sociology	0	110,785	6,300
Statistics	0	872,590	154,886
Theatre and Dance, Department of	3,375	16,875	1,638
<b>Total:</b>	<b>3,073,521</b>	<b>25,543,877</b>	<b>17,815,007</b>
<b>Business &amp; Finance</b>			
Maintenance Services Director	0	250,000	0
Recycling & Waste Management	0	9,400	0
<b>Total:</b>	<b>0</b>	<b>259,400</b>	<b>0</b>

## Awards by Department

<u>CAMPUS</u>	CURRENT MONTH January FY2007 New Awards	YEAR TO DATE FY 2006 (July-Jan.)	YEAR TO DATE FY 2007 (July-Jan.)
<b>Business, Moore School of</b>			
Business, Moore School of - Dean's Office	0	0	400,999
Business, Moore School of - Division of Research	0	368,395	17,500
Small Business Development Center	0	568,245	565,695
<b>Total:</b>	<b>0</b>	<b>936,640</b>	<b>984,194</b>
<b>Education, College of</b>			
Education	0	100,170	106,464
Education Leadership & Policies	8,071	124,485	275,295
Educational Studies, Department of	0	402,003	813,385
Instruction & Teacher Education	0	1,230,838	1,227,205
Office of Program Evaluation	5,000	741,006	568,650
Physical Education	58,280	208,000	168,000
SC Educational Policy Center	0	223,193	323,193
<b>Total:</b>	<b>71,351</b>	<b>3,029,695</b>	<b>3,482,192</b>
<b>Engineering &amp; Information Technology, College of</b>			
Chemical Engineering	242,667	2,124,331	2,903,193
Civil & Environmental Engineering	33,800	884,962	397,245
Computer Science & Engineering	669,029	1,311,372	921,185
Electrical Engineering	0	2,738,895	2,151,705
Engineering & Information Technology, College of	0	19,450	16,200
Mechanical Engineering	641,198	2,491,622	2,010,954
SC Alliance for Minority Participation (SCAMP)	0	44,638	88,769
<b>Total:</b>	<b>1,586,694</b>	<b>9,615,270</b>	<b>8,489,251</b>
<b>Honors College, South Carolina</b>			
Honors College, South Carolina	0	4,385	0
<b>Total:</b>	<b>0</b>	<b>4,385</b>	<b>0</b>
<b>Hospitality, Retail &amp; Sport Management, College of</b>			
Hotel, Restaurant & Tourism Administration	0	68,000	0
Retailing, Department of	0	19,978	151,920
<b>Total:</b>	<b>0</b>	<b>87,978</b>	<b>151,920</b>
<b>Law, School of</b>			
Law, School of	421,257	549,823	707,624
<b>Total:</b>	<b>421,257</b>	<b>549,823</b>	<b>707,624</b>

## Awards by Department

<u>CAMPUS</u>	CURRENT MONTH January FY2007 New Awards	YEAR TO DATE FY 2006 (July-Jan.)	YEAR TO DATE FY 2007 (July-Jan.)
<b>Mass Communications &amp; Information Studies, College</b>			
Journalism & Mass Communications, School of	0	286,160	144,787
Library & Information Sciences, School of	0	46,446	727,096
Mass Communications & Information Studies, College of	0	6,312	199,973
<b>Total:</b>	<b>0</b>	<b>338,918</b>	<b>1,071,856</b>
<b>Medicine, School of</b>			
Cancer Center, South Carolina	0	23,340	-24,909
Cell & Developmental Biology & Anatomy	50,000	2,422,590	987,106
Cell Biology & Neurosciences	0	0	0
Family & Preventive Medicine	120,759	1,005,066	1,513,824
Health & Safety	0	0	10,000
Internal Medicine	25,040	1,855,452	1,945,401
Medicine Library	4,500	-361	4,500
Medicine, School of - (Dean)	0	913,609	323,353
Neuropsychiatry	19,007	897,194	1,042,595
Obstetrics & Gynecology	0	734,149	730,200
Ophthalmology	0	840,638	341,096
Orthopaedic Surgery	0	390,093	455,077
Pathology & Microbiology	342,587	1,848,783	1,769,128
Pediatrics	10,069	5,194,305	4,059,080
Pharmacology, Physiology & Neuroscience	34,767	1,054,328	1,010,130
Radiology	27,276	18,780	27,276
Research & Special Projects	75,000	311,297	291,582
Surgery	0	848,844	784,637
<b>Total:</b>	<b>709,005</b>	<b>18,358,107</b>	<b>15,270,076</b>
<b>Music, School of</b>			
Music, School of	0	0	0
<b>Total:</b>	<b>0</b>	<b>0</b>	<b>0</b>
<b>Nursing, College of</b>			
Nursing	0	1,532,865	1,047,197
<b>Total:</b>	<b>0</b>	<b>1,532,865</b>	<b>1,047,197</b>
<b>Pharmacy, College of</b>			
Basic Pharmaceutical Sciences	0	608,664	615,180
Palmetto Poison Center	0	252,946	471,422
Pharmaceutical Sciences	0	0	766,338
Pharmacy - (Dean)	0	50,000	1,035,198
Pharmacy Practice	0	72,750	10,000
<b>Total:</b>	<b>0</b>	<b>984,360</b>	<b>2,898,138</b>

## Awards by Department

<u>CAMPUS</u>	CURRENT MONTH January FY2007 New Awards	YEAR TO DATE FY 2006 (July-Jan.)	YEAR TO DATE FY 2007 (July-Jan.)
<b>Provost, Office of the</b> TRIO Programs	0	1,298,719	1,298,718
<b>Total:</b>	<b>0</b>	<b>1,298,719</b>	<b>1,298,718</b>
<b>Public Health, Arnold School of</b>			
Communication Sciences & Disorders	183,020	147,993	834,694
Environmental Health Sciences	106,386	2,509,636	1,555,427
Epidemiology & Biostatistics	59,285	2,053,405	3,078,142
Exercise Science	316,968	2,192,264	2,032,348
Health Promotion, Education & Behavior	0	2,958,882	3,025,971
Health Services & Policy Research, Center for	808,435	322,951	1,268,472
Health Services Policy and Management	49,162	1,971,998	1,294,537
Prevention Research Center	0	804,998	940,588
Public Health, Arnold School of - Dean	0	136,000	152,521
Research & Nutrition & Health Disparities, Center for	40,000	973,354	1,176,047
<b>Total:</b>	<b>1,563,256</b>	<b>14,071,481</b>	<b>15,358,747</b>
<b>Research &amp; Health Sciences, Vice President</b>			
Cancer Prevention Control Program	0	335,322	0
Research, Vice President for - (General)	0	-225,000	0
Sponsored Awards Management	0	-13,887	78,712
<b>Total:</b>	<b>0</b>	<b>96,435</b>	<b>78,712</b>
<b>Senior &amp; Regional Campuses</b>			
USC Aiken	35,000	739,384	692,200
USC Beaufort	0	725,921	415,857
USC Lancaster	0	686,231	479,294
USC Salkehatchie	0	352,403	372,913
USC Sumter	0	278,642	0
USC Union	0	234,229	0
USC Upstate	90,756	1,482,114	766,868
<b>Total:</b>	<b>125,756</b>	<b>4,498,924</b>	<b>2,727,132</b>
<b>Social Work, College of</b>			
Families in Society, Institute for	0	3,280,592	870,539
Social Work, College of	10,494	1,472,395	1,172,911
<b>Total:</b>	<b>10,494</b>	<b>4,752,987</b>	<b>2,043,450</b>
<b>Student Affairs, Division of</b>			
International Programs for Students	0	16,796	16,740
Student Health	0	1,000	72,040
Student Life	0	9,980	4,990
<b>Total:</b>	<b>0</b>	<b>27,776</b>	<b>93,770</b>

## Awards by Department

**CAMPUS**

**University Libraries**  
Thomas Cooper Library

	<b>CURRENT MONTH January FY2007 New Awards</b>	<b>YEAR TO DATE FY 2006 (July-Jan.)</b>	<b>YEAR TO DATE FY 2007 (July-Jan.)</b>
	0	75,000	0
<b>Total:</b>	<b>0</b>	<b>75,000</b>	<b>0</b>
<b>Report Total:</b>	<b>7,561,334</b>	<b>86,062,640</b>	<b>73,517,984</b>

# Sponsored Awards Management

## FY2007 - Awards by Source (July-Jan.)

	COM	FED	LOC	OTH	PHI	STA	Total
<b>Total</b>	<b>2,228,506</b>	<b>55,090,790</b>	<b>308,117</b>	<b>860,605</b>	<b>10,569,153</b>	<b>4,460,813</b>	<b>73,517,984</b>
<b>Arts and Sciences, College of</b>	<b>421,930</b>	<b>15,629,354</b>	<b>89,690</b>	<b>569,500</b>	<b>636,692</b>	<b>467,841</b>	<b>17,815,007</b>
Anthropology	0	0	0	0	42,408	0	42,408
Archaeology & Anthropology, SC Institute of	0	378,224	0	0	0	24,730	402,954
Art	0	10,000	0	0	0	100,000	110,000
Baruch Institute	0	675,160	0	0	0	0	675,160
Biological Sciences	0	2,719,515	0	0	196,000	0	2,915,515
Chemistry & Biochemistry	98,086	2,014,768	0	0	172,627	41,000	2,326,481
COBRE: Center for Colon Cancer Research	0	1,216,437	0	0	0	0	1,216,437
Criminology & Criminal Justice, Department	0	0	0	0	0	33,300	33,300
Earth Sciences & Resources Institute	15,000	39,987	0	0	0	14,000	68,987
English	0	199,906	0	0	25,000	0	224,906
Environment, School of the	0	6,316	0	0	16,500	0	22,816
Geography	0	1,423,436	0	0	0	36,333	1,459,769
Geological Sciences	42,046	878,859	0	445,000	119,787	0	1,485,692
History	0	147,563	0	110,000	0	56,238	313,801
Linguistics Program	0	0	0	0	0	30,000	30,000
Mathematics	0	215,294	0	0	0	81,400	296,694
McKissick Museum	0	0	0	0	0	4,750	4,750

	COM	FED	LOC	OTH	PHI	STA	Total
Naval Science	0	3,000	0	0	0	0	3,000
Philosophy	0	481,312	0	0	0	0	481,312
Physics & Astronomy	170,537	649,822	0	0	0	0	820,359
Political Science	0	0	31,690	0	0	6,552	38,242
Psychology	47,000	3,681,829	58,000	14,500	22,500	15,000	3,838,829
Public Service & Policy Research, Institute for	0	789,601	0	0	31,870	0	821,471
Religious Studies	0	0	0	0	4,000	0	4,000
Science Education, Center for	0	15,300	0	0	0	0	15,300
Sociology	0	6,300	0	0	0	0	6,300
Statistics	49,261	76,725	0	0	6,000	22,900	154,886
Theatre and Dance, Department of	0	0	0	0	0	1,638	1,638
<b>Business, Moore School of</b>	<b>17,500</b>	<b>966,694</b>	<b>0</b>	<b>0</b>	<b>0</b>	<b>0</b>	<b>984,194</b>
Business, Moore School of - Dean's Office	0	400,999	0	0	0	0	400,999
Business, Moore School of - Division of Research	17,500	0	0	0	0	0	17,500
Small Business Development Center	0	565,695	0	0	0	0	565,695
<b>Education, College of</b>	<b>9,825</b>	<b>2,457,537</b>	<b>155,000</b>	<b>74,270</b>	<b>53,352</b>	<b>732,208</b>	<b>3,482,192</b>
Education	0	94,122	0	0	0	12,342	106,464
Education Leadership & Policies	9,825	78,000	3,000	74,270	0	110,200	275,295
Educational Studies, Department of	0	669,850	0	0	37,352	106,183	813,385
Instruction & Teacher Education	0	1,019,705	0	0	0	207,500	1,227,205
Office of Program Evaluation	0	372,667	0	0	0	195,983	568,650
Physical Education	0	0	152,000	0	16,000	0	168,000
SC Educational Policy Center	0	223,193	0	0	0	100,000	323,193
<b>Engineering &amp; Information Technology, C</b>	<b>1,065,841</b>	<b>6,790,225</b>	<b>0</b>	<b>0</b>	<b>206,000</b>	<b>427,185</b>	<b>8,489,251</b>

	COM	FED	LOC	OTH	PHI	STA	Total
Chemical Engineering	354,560	2,218,723	0	0	166,000	163,910	2,903,193
Civil & Environmental Engineering	500	396,745	0	0	0	0	397,245
Computer Science & Engineering	57,268	863,917	0	0	0	0	921,185
Electrical Engineering	68,894	2,082,811	0	0	0	0	2,151,705
Engineering & Information Technology, College of	0	16,200	0	0	0	0	16,200
Mechanical Engineering	584,619	1,211,829	0	0	40,000	174,506	2,010,954
SC Alliance for Minority Participation (SCAMP)	0	0	0	0	0	88,769	88,769
<b>Hospitality, Retail &amp; Sport Management,</b>	<b>3,000</b>	<b>148,920</b>	<b>0</b>	<b>0</b>	<b>0</b>	<b>0</b>	<b>151,920</b>
Hotel, Restaurant & Tourism Administration	0	0	0	0	0	0	0
Retailing, Department of	3,000	148,920	0	0	0	0	151,920
<b>Law, School of</b>	<b>0</b>	<b>582,624</b>	<b>0</b>	<b>0</b>	<b>25,000</b>	<b>100,000</b>	<b>707,624</b>
Law, School of	0	582,624	0	0	25,000	100,000	707,624
<b>Mass Communications &amp; Information Stu</b>	<b>0</b>	<b>1,036,325</b>	<b>0</b>	<b>0</b>	<b>6,200</b>	<b>29,331</b>	<b>1,071,856</b>
Journalism & Mass Communications, School of	0	115,687	0	0	6,200	22,900	144,787
Library & Information Sciences, School of	0	720,665	0	0	0	6,431	727,096
Mass Communications & Information Studies, College of	0	199,973	0	0	0	0	199,973
<b>Medicine, School of</b>	<b>191,344</b>	<b>8,071,629</b>	<b>0</b>	<b>107,677</b>	<b>6,543,117</b>	<b>356,309</b>	<b>15,270,076</b>
Cancer Center, South Carolina	0	-24,909	0	0	0	0	-24,909
Cell & Developmental Biology & Anatomy	0	812,591	0	0	174,515	0	987,106
Cell Biology & Neurosciences	0	0	0	0	0	0	0
Family & Preventive Medicine	0	633,045	0	0	804,022	76,757	1,513,824
Health & Safety	0	0	0	0	0	10,000	10,000
Internal Medicine	34,959	329,704	0	107,500	1,473,238	0	1,945,401
Medicine Library	0	4,500	0	0	0	0	4,500

	COM	FED	LOC	OTH	PHI	STA	Total
Medicine, School of - (Dean)	0	0	0	0	323,353	0	323,353
Neuropsychiatry	19,007	400,960	0	0	492,028	130,600	1,042,595
Obstetrics & Gynecology	0	0	0	177	665,071	64,952	730,200
Ophthalmology	5,413	-112,064	0	0	447,747	0	341,096
Orthopaedic Surgery	0	0	0	0	455,077	0	455,077
Pathology & Microbiology	37,372	1,706,756	0	0	25,000	0	1,769,128
Pediatrics	11,579	3,515,905	0	0	512,096	19,500	4,059,080
Pharmacology, Physiology & Neuroscience	83,014	748,616	0	0	178,500	0	1,010,130
Radiology	0	27,276	0	0	0	0	27,276
Research & Special Projects	0	0	0	0	237,082	54,500	291,582
Surgery	0	29,249	0	0	755,388	0	784,637
<b>Nursing, College of</b>	<b>0</b>	<b>749,922</b>	<b>0</b>	<b>0</b>	<b>297,275</b>	<b>0</b>	<b>1,047,197</b>
Nursing	0	749,922	0	0	297,275	0	1,047,197
<b>Pharmacy, College of</b>	<b>154,359</b>	<b>1,404,919</b>	<b>0</b>	<b>21,200</b>	<b>335,460</b>	<b>982,200</b>	<b>2,898,138</b>
Basic Pharmaceutical Sciences	144,359	188,359	0	0	282,462	0	615,180
Palmetto Poison Center	0	450,222	0	21,200	0	0	471,422
Pharmaceutical Sciences	0	766,338	0	0	0	0	766,338
Pharmacy - (Dean)	0	0	0	0	52,998	982,200	1,035,198
Pharmacy Practice	10,000	0	0	0	0	0	10,000
<b>Provost, Office of the</b>	<b>0</b>	<b>1,298,718</b>	<b>0</b>	<b>0</b>	<b>0</b>	<b>0</b>	<b>1,298,718</b>
TRIO Programs	0	1,298,718	0	0	0	0	1,298,718
<b>Public Health, Arnold School of</b>	<b>347,651</b>	<b>12,935,907</b>	<b>8,421</b>	<b>1,393</b>	<b>1,714,005</b>	<b>351,370</b>	<b>15,358,747</b>
Communication Sciences & Disorders	-2,835	776,150	5,379	56,000	0	0	834,694
Environmental Health Sciences	0	1,555,427	0	0	0	0	1,555,427

	COM	FED	LOC	OTH	PHI	STA	Total
Epidemiology & Biostatistics	120,885	2,544,397	0	1,290	239,185	172,385	3,078,142
Exercise Science	160,639	1,284,095	0	7,500	580,114	0	2,032,348
Health Promotion, Education & Behavior	1,509	2,663,698	3,042	55,500	279,342	22,880	3,025,971
Health Services & Policy Research, Center for	0	1,361,085	0	-191,819	0	99,206	1,268,472
Health Services Policy and Management	67,453	615,021	0	43,600	525,064	43,399	1,294,537
Prevention Research Center	0	940,588	0	0	0	0	940,588
Public Health, Arnold School of - Dean	0	48,721	0	0	90,300	13,500	152,521
Research & Nutrition & Health Disparities, Center for	0	1,146,725	0	29,322	0	0	1,176,047
<b>Research &amp; Health Sciences, Vice President</b>	0	-6,288	0	0	85,000	0	78,712
Sponsored Awards Management	0	-6,288	0	0	85,000	0	78,712
<b>Social Work, College of</b>	7,056	1,292,840	5,006	48,565	268,722	421,261	2,043,450
Families in Society, Institute for	0	676,496	0	16,443	177,600	0	870,539
Social Work, College of	7,056	616,344	5,006	32,122	91,122	421,261	1,172,911
<b>Student Affairs, Division of</b>	0	88,780	0	0	4,990	0	93,770
International Programs for Students	0	16,740	0	0	0	0	16,740
Student Health	0	72,040	0	0	0	0	72,040
Student Life	0	0	0	0	4,990	0	4,990
<b>USC Aiken</b>	0	57,056	50,000	35,000	65,000	485,144	692,200
USC Aiken	0	57,056	50,000	35,000	65,000	485,144	692,200
<b>USC Beaufort</b>	0	265,711	0	0	45,900	104,246	415,857
USC Beaufort	0	265,711	0	0	45,900	104,246	415,857
<b>USC Lancaster</b>	0	479,294	0	0	0	0	479,294
USC Lancaster	0	479,294	0	0	0	0	479,294
<b>USC Salkehatchie</b>	0	231,945	0	0	137,250	3,718	372,913

	COM	FED	LOC	OTH	PHI	STA	Total
USC Salkehatchie	0	231,945	0	0	137,250	3,718	372,913
<b>USC Sumter</b>	0	0	0	0	0	0	0
USC Sumter	0	0	0	0	0	0	0
<b>USC Upstate</b>	10,000	608,678	0	3,000	145,190	0	766,868
USC Upstate	10,000	608,678	0	3,000	145,190	0	766,868

2/11/2007

# Sponsored Awards Management

## Awards by Purpose Comparison - FY2007 (July-Jan.)

	Equipment	GA Work Experience	Research	Service	Training	Total
<b>Total</b>	<b>125,370</b>	<b>1,113,687</b>	<b>44,202,879</b>	<b>18,338,126</b>	<b>9,737,922</b>	<b>73,517,984</b>
<b>Arts and Sciences, College of</b>	<b>0</b>	<b>302,712</b>	<b>15,839,802</b>	<b>1,221,191</b>	<b>451,302</b>	<b>17,815,007</b>
Anthropology	0	0	42,408	0	0	42,408
Archaeology & Anthropology, SC Institute of	0	0	402,954	0	0	402,954
Art	0	0	110,000	0	0	110,000
Baruch Institute	0	0	660,160	15,000	0	675,160
Biological Sciences	0	0	2,512,445	234,174	168,896	2,915,515
Chemistry & Biochemistry	0	0	2,248,106	42,375	36,000	2,326,481
COBRE: Center for Colon Cancer Research	0	0	1,216,437	0	0	1,216,437
Criminology & Criminal Justice, Department of	0	0	33,300	0	0	33,300
Earth Sciences & Resources Institute	0	0	54,987	0	14,000	68,987
English	0	0	25,000	0	199,906	224,906
Environment, School of the	0	0	22,816	0	0	22,816
Geography	0	36,333	1,423,436	0	0	1,459,769
Geological Sciences	0	0	1,474,446	11,246	0	1,485,692
History	0	56,238	110,000	147,563	0	313,801

	Equipment	GA Work Experience	Research	Service	Training	Total
Linguistics Program	0	30,000	0	0	0	30,000
Mathematics	0	0	296,694	0	0	296,694
McKissick Museum	0	0	4,750	0	0	4,750
Naval Science	0	0	0	0	3,000	3,000
Philosophy	0	0	481,312	0	0	481,312
Physics & Astronomy	0	0	820,359	0	0	820,359
Political Science	0	38,242	0	0	0	38,242
Psychology	0	91,000	3,469,467	248,862	29,500	3,838,829
Public Service & Policy Research, Institute for	0	0	299,500	521,971	0	821,471
Religious Studies	0	0	4,000	0	0	4,000
Science Education, Center for	0	0	15,300	0	0	15,300
Sociology	0	0	6,300	0	0	6,300
Statistics	0	49,261	105,625	0	0	154,886
Theatre and Dance, Department of	0	1,638	0	0	0	1,638
<b>Business, Moore School of</b>	<b>0</b>	<b>0</b>	<b>418,499</b>	<b>565,695</b>	<b>0</b>	<b>984,194</b>
Business, Moore School of - Dean's Office	0	0	400,999	0	0	400,999
Business, Moore School of - Division of Research	0	0	17,500	0	0	17,500
Small Business Development Center	0	0	0	565,695	0	565,695
<b>Education, College of</b>	<b>0</b>	<b>242,513</b>	<b>709,145</b>	<b>502,538</b>	<b>2,027,996</b>	<b>3,482,192</b>
Education	0	0	94,122	10,000	2,342	106,464
Education Leadership & Policies	0	84,095	0	113,200	78,000	275,295
Educational Studies, Department of	0	6,418	227,137	0	579,830	813,385
Instruction & Teacher Education	0	0	1,500	0	1,225,705	1,227,205

	<b>Equipment</b>	<b>GA Work Experience</b>	<b>Research</b>	<b>Service</b>	<b>Training</b>	<b>Total</b>
Office of Program Evaluation	0	0	143,193	283,338	142,119	<b>568,650</b>
Physical Education	0	152,000	0	16,000	0	<b>168,000</b>
SC Educational Policy Center	0	0	243,193	80,000	0	<b>323,193</b>
<b>Engineering &amp; Information Technology,</b>	<b>10,000</b>	<b>78,978</b>	<b>7,479,029</b>	<b>171,700</b>	<b>749,544</b>	<b>8,489,251</b>
Chemical Engineering	0	42,510	2,810,893	0	49,790	<b>2,903,193</b>
Civil & Environmental Engineering	10,000	0	386,745	500	0	<b>397,245</b>
Computer Science & Engineering	0	36,468	605,201	0	279,516	<b>921,185</b>
Electrical Engineering	0	0	2,151,705	0	0	<b>2,151,705</b>
Engineering & Information Technology, College	0	0	0	16,200	0	<b>16,200</b>
Mechanical Engineering	0	0	1,435,716	155,000	420,238	<b>2,010,954</b>
SC Alliance for Minority Participation (SCAMP)	0	0	88,769	0	0	<b>88,769</b>
<b>Hospitality, Retail &amp; Sport Management,</b>	<b>0</b>	<b>0</b>	<b>148,920</b>	<b>3,000</b>	<b>0</b>	<b>151,920</b>
Hotel, Restaurant & Tourism Administration	0	0	0	0	0	<b>0</b>
Retailing, Department of	0	0	148,920	3,000	0	<b>151,920</b>
<b>Law, School of</b>	<b>25,000</b>	<b>0</b>	<b>0</b>	<b>520,546</b>	<b>162,078</b>	<b>707,624</b>
Law, School of	25,000	0	0	520,546	162,078	<b>707,624</b>
<b>Mass Communications &amp; Information</b>	<b>0</b>	<b>29,331</b>	<b>0</b>	<b>0</b>	<b>1,042,525</b>	<b>1,071,856</b>
Journalism & Mass Communications, School of	0	22,900	0	0	121,887	<b>144,787</b>
Library & Information Sciences, School of	0	6,431	0	0	720,665	<b>727,096</b>
Mass Communications & Information Studies, C	0	0	0	0	199,973	<b>199,973</b>
<b>Medicine, School of</b>	<b>0</b>	<b>0</b>	<b>4,655,914</b>	<b>9,403,416</b>	<b>1,210,746</b>	<b>15,270,076</b>
Cancer Center, South Carolina	0	0	-24,909	0	0	<b>-24,909</b>

	Equipment	GA Work Experience	Research	Service	Training	Total
Cell & Developmental Biology & Anatomy	0	0	953,872	0	33,234	987,106
Cell Biology & Neurosciences	0	0	0	0	0	0
Family & Preventive Medicine	0	0	633,045	813,472	67,307	1,513,824
Health & Safety	0	0	0	10,000	0	10,000
Internal Medicine	0	0	147,459	1,783,127	14,815	1,945,401
Medicine Library	0	0	0	0	4,500	4,500
Medicine, School of - (Dean)	0	0	0	191,353	132,000	323,353
Neuropsychiatry	0	0	169,967	622,628	250,000	1,042,595
Obstetrics & Gynecology	0	0	177	730,023	0	730,200
Ophthalmology	0	0	-106,651	447,747	0	341,096
Orthopaedic Surgery	0	0	0	455,077	0	455,077
Pathology & Microbiology	0	0	1,769,128	0	0	1,769,128
Pediatrics	0	0	84,533	3,303,019	671,528	4,059,080
Pharmacology, Physiology & Neuroscience	0	0	972,768	0	37,362	1,010,130
Radiology	0	0	27,276	0	0	27,276
Research & Special Projects	0	0	0	291,582	0	291,582
Surgery	0	0	29,249	755,388	0	784,637
<b>Nursing, College of</b>	<b>0</b>	<b>0</b>	<b>252,782</b>	<b>0</b>	<b>794,415</b>	<b>1,047,197</b>
Nursing	0	0	252,782	0	794,415	1,047,197
<b>Pharmacy, College of</b>	<b>0</b>	<b>0</b>	<b>1,412,718</b>	<b>1,485,420</b>	<b>0</b>	<b>2,898,138</b>
Basic Pharmaceutical Sciences	0	0	615,180	0	0	615,180
Palmetto Poison Center	0	0	21,200	450,222	0	471,422
Pharmaceutical Sciences	0	0	766,338	0	0	766,338

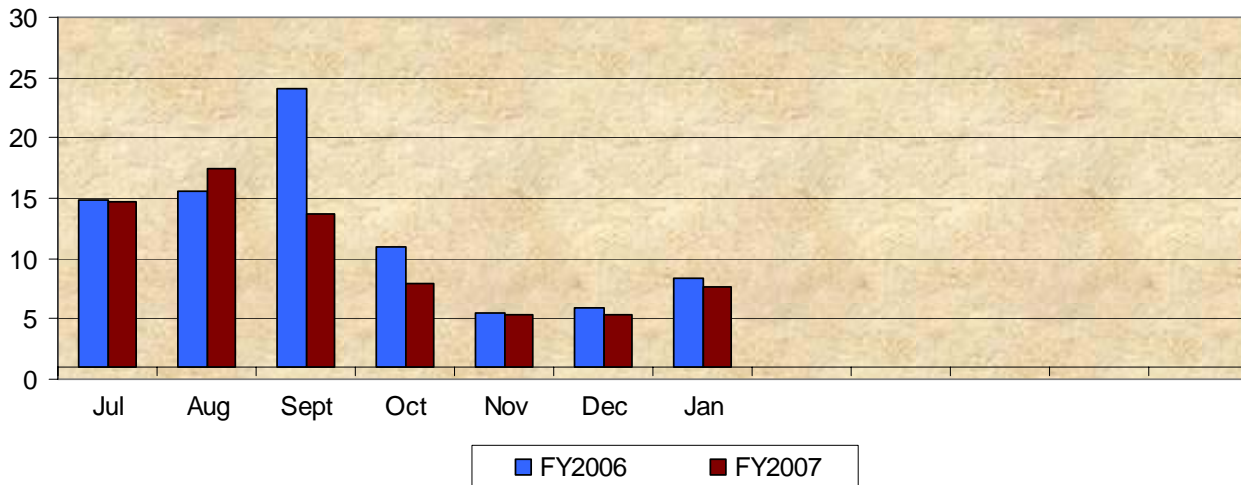
	Equipment	GA Work Experience	Research	Service	Training	Total
Pharmacy - (Dean)	0	0	0	1,035,198	0	1,035,198
Pharmacy Practice	0	0	10,000	0	0	10,000
<b>Provost, Office of the</b>	<b>0</b>	<b>0</b>	<b>0</b>	<b>1,298,718</b>	<b>0</b>	<b>1,298,718</b>
TRIO Programs	0	0	0	1,298,718	0	1,298,718
<b>Public Health, Arnold School of</b>	<b>0</b>	<b>368,595</b>	<b>11,883,549</b>	<b>744,243</b>	<b>2,362,360</b>	<b>15,358,747</b>
Communication Sciences & Disorders	0	-5,224	472,600	0	367,318	834,694
Environmental Health Sciences	0	0	466,613	0	1,088,814	1,555,427
Epidemiology & Biostatistics	0	74,936	2,602,663	68,100	332,443	3,078,142
Exercise Science	0	23,500	2,001,848	7,000	0	2,032,348
Health Promotion, Education & Behavior	0	82,931	2,765,470	177,570	0	3,025,971
Health Services & Policy Research, Center for	0	0	867,199	401,273	0	1,268,472
Health Services Policy and Management	0	178,952	590,521	0	525,064	1,294,537
Prevention Research Center	0	0	940,588	0	0	940,588
Public Health, Arnold School of - Dean	0	13,500	0	90,300	48,721	152,521
Research & Nutrition & Health Disparities, Cente	0	0	1,176,047	0	0	1,176,047
<b>Research &amp; Health Sciences, Vice President</b>	<b>0</b>	<b>0</b>	<b>-6,288</b>	<b>85,000</b>	<b>0</b>	<b>78,712</b>
Sponsored Awards Management	0	0	-6,288	85,000	0	78,712
<b>Social Work, College of</b>	<b>0</b>	<b>91,558</b>	<b>1,267,511</b>	<b>552,572</b>	<b>131,809</b>	<b>2,043,450</b>
Families in Society, Institute for	0	0	854,096	16,443	0	870,539
Social Work, College of	0	91,558	413,415	536,129	131,809	1,172,911
<b>Student Affairs, Division of</b>	<b>0</b>	<b>0</b>	<b>4,990</b>	<b>0</b>	<b>88,780</b>	<b>93,770</b>
International Programs for Students	0	0	0	0	16,740	16,740

	Equipment	GA Work Experience	Research	Service	Training	Total
Student Health	0	0	0	0	72,040	72,040
Student Life	0	0	4,990	0	0	4,990
<b>USC Aiken</b>	<b>0</b>	<b>0</b>	<b>125,902</b>	<b>566,298</b>	<b>0</b>	<b>692,200</b>
USC Aiken	0	0	125,902	566,298	0	692,200
<b>USC Beaufort</b>	<b>0</b>	<b>0</b>	<b>0</b>	<b>317,611</b>	<b>98,246</b>	<b>415,857</b>
USC Beaufort	0	0	0	317,611	98,246	415,857
<b>USC Lancaster</b>	<b>0</b>	<b>0</b>	<b>20</b>	<b>479,274</b>	<b>0</b>	<b>479,294</b>
USC Lancaster	0	0	20	479,274	0	479,294
<b>USC Salkehatchie</b>	<b>0</b>	<b>0</b>	<b>0</b>	<b>265,663</b>	<b>107,250</b>	<b>372,913</b>
USC Salkehatchie	0	0	0	265,663	107,250	372,913
<b>USC Sumter</b>	<b>0</b>	<b>0</b>	<b>0</b>	<b>0</b>	<b>0</b>	<b>0</b>
USC Sumter	0	0	0	0	0	0
<b>USC Upstate</b>	<b>90,370</b>	<b>0</b>	<b>10,386</b>	<b>155,241</b>	<b>510,871</b>	<b>766,868</b>
USC Upstate	90,370	0	10,386	155,241	510,871	766,868

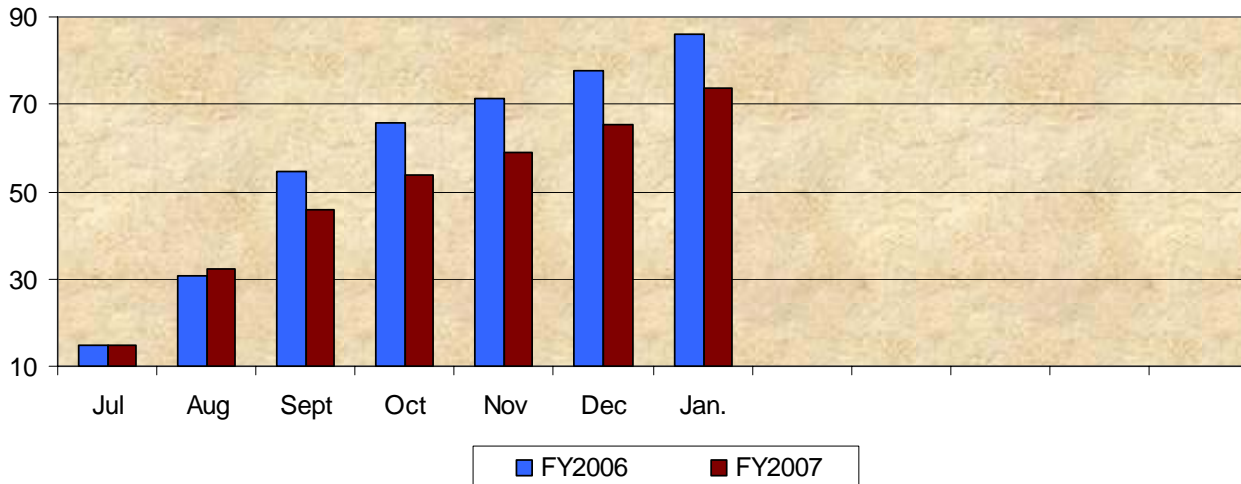
## Funding Agency Comparison Report Year-To-Date - January - FY2007

	<u>FY2006</u>	<u>FY2007</u>	<u>% CHG</u>
<b>NIH Awards</b>	\$18,898,843	\$14,152,975	(25.1)
<b>Dept. Of Education Awards</b>	\$8,315,902	\$6,544,865	(21.3)
<b>Dept. Of Defense Awards</b>	\$4,394,072	\$3,228,663	(26.5)
<b>NSF Awards</b>	\$6,592,518	\$7,442,285	12.9
<b>Non Profit Awards</b>	\$11,805,251	\$11,429,758	(3.2)
<b>State and Municipalities Awards</b>	\$3,256,905	\$4,768,930	46.4
<b>Dept. Of Energy Awards</b>	\$2,444,269	\$1,424,976	(41.7)
<b>Business and Industry Awards</b>	\$2,383,626	\$2,228,506	(6.5)

**Amounts Awarded (In millions of dollars)**



**Cumulative Amounts Awarded (In millions of dollars)**



## Proposals by Department

<u>CAMPUS</u>	CURRENT MONTH January FY2007		YEAR TO DATE FY 2006 (July-Jan.)		YEAR TO DATE FY 2007 (July-Jan.)	
<b>Arts and Sciences, College of</b>						
African-American Studies Program	0	0	1	15,000	1	20,000
Anthropology	2	28,000	4	97,200	4	618,084
Archaeology & Anthropology, SC Institute of	0	0	11	1,040,004	7	1,068,312
Art	0	0	0	0	1	100,000
Baruch Institute	1	11,934	20	6,650,267	22	2,006,139
Biological Sciences	8	1,634,435	53	5,166,707	37	5,403,901
Chemistry & Biochemistry	12	1,461,191	52	7,417,650	57	8,005,349
COBRE: Center for Colon Cancer Research	0	0	2	458,285	1	1,500,000
Criminology & Criminal Justice, Department of	0	0	8	263,805	3	62,497
Earth Sciences & Resources Institute	2	99,525	5	188,383	4	152,544
English	0	0	8	349,690	6	452,652
Environment, School of the	0	0	4	736,874	2	1,509,202
Geography	2	17,608	18	817,372	16	844,008
Geological Sciences	4	767,943	39	5,202,820	32	6,065,424
History	1	5,000	11	231,372	14	451,029
International Studies, Walker Institute of	0	0	1	321,583	1	276,262
Linguistics Program	0	0	1	20,000	2	30,000
Marine Science	0	0	0	0	2	40,000
Mathematics	2	96,820	19	1,227,811	23	2,161,345
Philosophy	0	0	1	274,650	1	130,730
Physics & Astronomy	2	59,200	15	1,826,530	12	1,427,298
Political Science	2	150,441	7	176,503	9	188,683
Psychology	6	428,421	26	14,866,789	34	4,511,213
Public Service & Policy Research, Institute for	3	63,256	5	162,511	6	140,286
Religious Studies	0	0	0	0	2	20,200
Science Education, Center for	1	104,200	4	67,252	4	491,554
Sociology	3	144,886	6	272,501	7	415,650
Statistics	0	0	9	441,497	10	315,068
Theatre and Dance, Department of	0	0	1	16,875	1	3,375
<b>Total:</b>	<b>51</b>	<b>5,072,860</b>	<b>331</b>	<b>48,309,931</b>	<b>321</b>	<b>38,410,805</b>
<b>Business &amp; Finance</b>						
Recycling & Waste Management	0	0	1	9,400	0	0
<b>Total:</b>	<b>0</b>	<b>0</b>	<b>1</b>	<b>9,400</b>	<b>0</b>	<b>0</b>

## Proposals by Department

<u>CAMPUS</u>	CURRENT MONTH January FY2007		YEAR TO DATE FY 2006 (July-Jan.)		YEAR TO DATE FY 2007 (July-Jan.)	
<b>Business, Moore School of</b>						
Business, Moore School of - Dean's Office	0	0	1	450,000	2	53,057
Business, Moore School of - Division of Research	1	13,354	2	368,395	7	114,312
Small Business Development Center	0	0	3	1,506,187	2	1,204,554
<b>Total:</b>	<b>1</b>	<b>13,354</b>	<b>6</b>	<b>2,324,582</b>	<b>11</b>	<b>1,371,923</b>
<b>Education, College of</b>						
Education	1	9,648	0	0	2	19,648
Education Leadership & Policies	3	20,733	4	75,275	7	110,342
Educational Studies, Department of	2	224,906	6	577,000	13	1,500,471
Instruction & Teacher Education	6	516,070	12	761,448	15	1,335,067
Office of Program Evaluation	0	0	4	245,092	5	302,857
Physical Education	1	5,000	6	208,000	4	157,000
SC Educational Policy Center	0	0	0	0	1	100,000
<b>Total:</b>	<b>13</b>	<b>776,357</b>	<b>32</b>	<b>1,866,815</b>	<b>47</b>	<b>3,525,385</b>
<b>Engineering &amp; Information Technology, College of</b>						
Chemical Engineering	8	533,909	37	3,412,886	48	15,712,899
Civil & Environmental Engineering	7	1,018,272	27	1,831,292	24	2,003,576
Computer Science & Engineering	9	797,323	19	2,038,453	32	4,862,436
Electrical Engineering	7	1,686,840	12	865,539	37	6,258,305
Engineering & Information Technology, College of	0	0	3	19,450	0	0
Mechanical Engineering	7	277,962	43	4,453,081	38	2,481,779
SC Alliance for Minority Participation (SCAMP)	0	0	1	44,638	2	267,769
<b>Total:</b>	<b>38</b>	<b>4,314,306</b>	<b>142</b>	<b>12,665,339</b>	<b>181</b>	<b>31,586,764</b>
<b>Equal Opportunity Programs</b>						
Equal Opportunity Programs	0	0	0	0	1	56,953
<b>Total:</b>	<b>0</b>	<b>0</b>	<b>0</b>	<b>0</b>	<b>1</b>	<b>56,953</b>
<b>Honors College, South Carolina</b>						
Honors College, South Carolina	1	14,488	2	15,495	2	22,164
<b>Total:</b>	<b>1</b>	<b>14,488</b>	<b>2</b>	<b>15,495</b>	<b>2</b>	<b>22,164</b>
<b>Hospitality, Retail &amp; Sport Management, College of</b>						
Hospitality, Retail & Sport Management - (Dean)	0	0	0	0	1	3,500,000
Hotel, Restaurant & Tourism Administration	1	87,888	3	78,500	6	633,210
Retailing, Department of	0	0	1	19,978	0	0
Technology Support & Training Management	0	0	0	0	2	195,000
<b>Total:</b>	<b>1</b>	<b>87,888</b>	<b>4</b>	<b>98,478</b>	<b>9</b>	<b>4,328,210</b>

## Proposals by Department

<u>CAMPUS</u>	CURRENT MONTH January FY2007		YEAR TO DATE FY 2006 (July-Jan.)		YEAR TO DATE FY 2007 (July-Jan.)	
<b>Law Enforcement &amp; Safety</b>						
Law Enforcement & Safety	0	0	1	181,652	0	0
<b>Total:</b>	<b>0</b>	<b>0</b>	<b>1</b>	<b>181,652</b>	<b>0</b>	<b>0</b>
<b>Law, School of</b>						
Law, School of	2	259,179	9	844,842	5	640,001
<b>Total:</b>	<b>2</b>	<b>259,179</b>	<b>9</b>	<b>844,842</b>	<b>5</b>	<b>640,001</b>
<b>Mass Communications &amp; Information Studies, College</b>						
Journalism & Mass Communications, School of	1	2,910	8	278,040	6	141,497
Library & Information Sciences, School of	0	0	4	338,288	1	6,431
Mass Communications & Information Studies, College of	0	0	3	332,531	3	212,632
<b>Total:</b>	<b>1</b>	<b>2,910</b>	<b>15</b>	<b>948,859</b>	<b>10</b>	<b>360,560</b>
<b>Medicine, College of</b>						
Biostatistics, Bioinformatics and Epidemiology	0	0	1	58,143	0	0
<b>Total:</b>	<b>0</b>	<b>0</b>	<b>1</b>	<b>58,143</b>	<b>0</b>	<b>0</b>
<b>Medicine, School of</b>						
Cancer Center, South Carolina	0	0	2	65,000	0	0
Cell & Developmental Biology & Anatomy	6	671,542	39	7,719,156	20	2,798,125
Cell Biology & Neurosciences	0	0	3	361,000	0	0
Family & Preventive Medicine	0	0	5	850,257	4	669,295
Internal Medicine	3	297,020	11	684,233	9	6,866,495
Medicine Library	1	5,508	1	7,068	1	5,508
Medicine, School of - (Dean)	0	0	2	95,000	1	584,622
Neuropsychiatry	0	0	8	1,028,486	8	348,331
Obstetrics & Gynecology	0	0	2	80,452	3	342,906
Ophthalmology	0	0	0	0	4	679,718
Pathology & Microbiology	1	93,698	23	3,456,012	22	4,790,158
Pediatrics	0	0	20	4,665,362	11	3,840,763
Pharmacology, Physiology & Neuroscience	1	66,000	13	1,667,209	8	1,630,789
Radiology	0	0	1	26,668	0	0
Research & Special Projects	0	0	2	150,487	5	183,722
Surgery	0	0	2	130,007	0	0
<b>Total:</b>	<b>12</b>	<b>1,133,768</b>	<b>134</b>	<b>20,986,397</b>	<b>96</b>	<b>22,740,432</b>
<b>Music, School of</b>						
Music, School of	0	0	0	0	1	92,881
<b>Total:</b>	<b>0</b>	<b>0</b>	<b>0</b>	<b>0</b>	<b>1</b>	<b>92,881</b>

## Proposals by Department

<u>CAMPUS</u>	CURRENT MONTH January FY2007		YEAR TO DATE FY 2006 (July-Jan.)		YEAR TO DATE FY 2007 (July-Jan.)	
<b>Nursing, College of</b> Nursing	0	0	6	2,575,197	8	1,436,110
<b>Total:</b>	<b>0</b>	<b>0</b>	<b>6</b>	<b>2,575,197</b>	<b>8</b>	<b>1,436,110</b>
<b>Pharmacy, College of</b> Basic Pharmaceutical Sciences	1	347,680	6	1,252,870	11	1,629,838
Palmetto Poison Center	0	0	1	6,010	3	477,516
Pharmaceutical Sciences	0	0	0	0	3	633,558
Pharmacy Practice	0	0	2	284,603	0	0
<b>Total:</b>	<b>1</b>	<b>347,680</b>	<b>9</b>	<b>1,543,483</b>	<b>17</b>	<b>2,740,912</b>
<b>Provost, Office of the</b> TRIO Programs	1	233,723	3	559,811	3	972,115
<b>Total:</b>	<b>1</b>	<b>233,723</b>	<b>3</b>	<b>559,811</b>	<b>3</b>	<b>972,115</b>
<b>Public Health, Arnold School of</b> Communication Sciences & Disorders	4	92,990	11	1,389,786	15	1,584,352
Environmental Health Sciences	2	496,693	7	670,794	7	1,053,338
Epidemiology & Biostatistics	5	216,382	32	7,521,867	34	8,358,877
Exercise Science	4	1,218,903	23	1,976,175	18	2,799,022
Health Promotion, Education & Behavior	0	0	17	730,251	20	556,297
Health Services & Policy Research, Center for	1	784,902	4	155,208	7	876,523
Health Services Policy and Management	8	39,368	35	1,148,403	38	1,026,636
Prevention Research Center	0	0	3	611,311	1	581,895
Public Health, Arnold School of - Dean	1	43,699	3	375,608	3	187,265
Public Health, Arnold School of - General	0	0	2	308,083	0	0
Research & Nutrition & Health Disparities, Center for	0	0	10	1,564,126	7	238,187
<b>Total:</b>	<b>25</b>	<b>2,892,937</b>	<b>147</b>	<b>16,451,612</b>	<b>150</b>	<b>17,262,392</b>
<b>Research &amp; Health Sciences, Vice President</b> Cancer Prevention Control Program	0	0	0	0	1	6,869
Chemistry & Biochemistry	0	0	1	3,000	0	0
Health Disparities, Institute for	0	0	0	0	1	1,497,351
NanoCenter	0	0	1	0	1	61,465
Research, Vice President for - (General)	0	0	1	25,000	0	0
Sponsored Awards Management	0	0	0	0	1	86,436
<b>Total:</b>	<b>0</b>	<b>0</b>	<b>3</b>	<b>28,000</b>	<b>4</b>	<b>1,652,121</b>

# Proposals by Department

## CAMPUS

	<b>CURRENT MONTH</b> January FY2007		<b>YEAR TO DATE</b> FY 2006 (July-Jan.)		<b>YEAR TO DATE</b> FY 2007 (July-Jan.)	
<b>Senior &amp; Regional Campuses</b>						
USC Aiken	3	720,657	14	1,077,027	15	1,570,883
USC Beaufort	0	0	3	236,398	8	1,113,513
USC Lancaster	0	0	4	9,025	4	269,440
USC Salkehatchie	1	149,940	6	546,968	10	1,059,571
USC Sumter	0	0	2	10,956	3	9,538
USC Upstate	2	135,370	14	448,601	16	1,622,344
<b>Total:</b>	<b>6</b>	<b>1,005,967</b>	<b>43</b>	<b>2,328,975</b>	<b>56</b>	<b>5,645,289</b>
<b>Social Work, College of</b>						
Families in Society, Institute for	0	0	7	689,427	4	324,421
Social Work, College of	5	9,488	40	1,539,975	43	1,093,333
<b>Total:</b>	<b>5</b>	<b>9,488</b>	<b>47</b>	<b>2,229,402</b>	<b>47</b>	<b>1,417,754</b>
<b>Student Affairs, Division of</b>						
Student Health	0	0	1	1,000	1	77,200
<b>Total:</b>	<b>0</b>	<b>0</b>	<b>1</b>	<b>1,000</b>	<b>1</b>	<b>77,200</b>
<b>University Libraries</b>						
Thomas Cooper Library	0	0	2	1,080,000	1	83,695
<b>Total:</b>	<b>0</b>	<b>0</b>	<b>2</b>	<b>1,080,000</b>	<b>1</b>	<b>83,695</b>
<b>Report Total:</b>	<b>158</b>	<b>16,164,905</b>	<b>939</b>	<b>115,107,413</b>	<b>971</b>	<b>134,423,666</b>