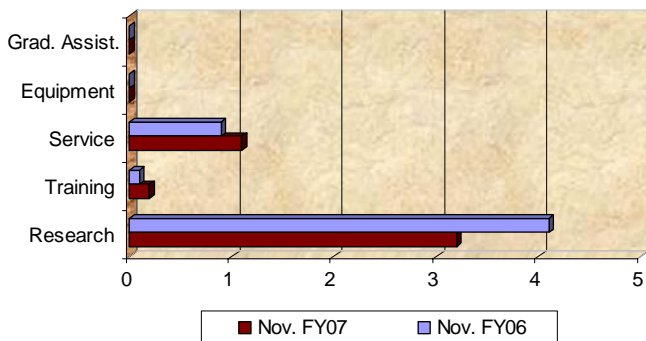


# Sponsored Awards Management (SAM)

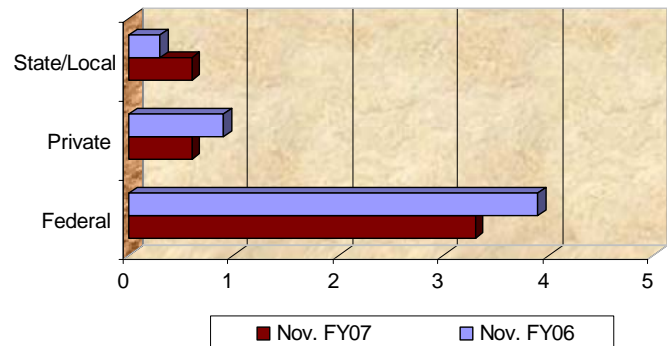
## Monthly Report Summary - November 2006

SAM ACTIVITY	Nov. FY2007 New Awards	YTD FY2006 (July-Nov.)	YTD FY2007 (July-Nov.)	YTD % Change
<b>Award Totals (FY2007)</b>	<b>\$4,512,755</b>	<b>\$71,117,674</b>	<b>\$59,074,490</b>	<b>(16.9)</b>
<b>Source</b>				
Federal	\$3,319,704	\$58,688,204	\$44,922,251	(23.5)
Private	\$591,162	\$9,599,941	\$9,557,786	(0.4)
State/Local	\$601,889	\$2,829,529	\$4,594,453	62.4
<b>Purpose</b>				
Research	\$3,172,423	\$47,085,528	\$34,917,947	(25.8)
Public Service	\$1,340,332	\$24,032,146	\$24,156,543	0.5
<b>Sponsors</b>				
NIH	\$633,047	\$16,517,211	\$11,320,583	(31.5)
NSF	\$1,380	\$5,633,252	\$5,595,444	(0.7)
<b>Proposals</b>				
Submissions	110	674	717	6.4
Dollars Requested	\$16,210,463	\$78,708,455	\$103,268,566	31.2
<b>Expenditures</b>				
Research Direct	\$5,338,131	\$25,862,171	\$29,081,447	12.4
Research IDC	\$1,428,445	\$8,235,923	\$8,687,731	5.5
<b>Notable Areas</b>				
Health Science Colleges	\$1,142,541	\$33,872,226	\$30,370,256	(10.3)
Education	\$219,259	\$2,296,341	\$2,964,049	29.1
Engineering & IT	\$805,918	\$5,430,150	\$5,612,605	3.4
Arts and Sciences	\$1,735,190	\$22,469,318	\$13,724,816	(38.9)
Senior and Regional Campuses	\$44,152	\$4,381,464	\$2,515,727	(42.6)

**Summary by Purpose**



**Summary by Source**



Amounts Received (In millions of dollars)

## Awards by Department

<u>CAMPUS</u>	<b>CURRENT MONTH November FY2007 New Awards</b>	<b>YEAR TO DATE FY 2006 (July-Nov.)</b>	<b>YEAR TO DATE FY 2007 (July-Nov.)</b>
<b>Arts and Sciences, College of</b>			
African-American Studies Program	0	20,000	0
Anthropology	42,408	6,000	42,408
Archaeology & Anthropology, SC Institute of	113,943	458,391	202,954
Art	0	0	100,000
Baruch Institute	15,000	4,796,821	645,412
Biological Sciences	111,088	2,512,422	3,076,008
Chemistry & Biochemistry	807,444	2,894,739	2,115,585
COBRE: Center for Colon Cancer Research	0	1,322,804	1,206,437
Criminology & Criminal Justice, Department of	0	718,823	33,300
Earth Sciences & Resources Institute	14,000	138,167	68,987
English	0	0	199,906
Environment, School of the	0	141,500	17,078
Geography	0	742,597	663,606
Geological Sciences	62,379	2,775,218	997,902
History	0	55,838	303,801
Linguistics Program	0	20,000	20,000
Mathematics	131,400	312,734	216,694
McKissick Museum	0	0	4,750
Naval Science	3,000	3,000	3,000
Philosophy	0	275,000	481,312
Physics & Astronomy	0	504,589	650,268
Political Science	13,023	47,463	38,242
Psychology	387,985	3,044,874	2,612,676
Public Service & Policy Research, Institute for	33,520	639,288	-155,996
Religious Studies	0	4,000	4,000
Science Education, Center for	0	34,800	15,300
Sociology	0	110,785	6,300
Statistics	0	872,590	154,886
Theatre and Dance, Department of	0	16,875	0
<b>Total:</b>	<b>1,735,190</b>	<b>22,469,318</b>	<b>13,724,816</b>
<b>Business &amp; Finance</b>			
Maintenance Services Director	0	250,000	0
<b>Total:</b>	<b>0</b>	<b>250,000</b>	<b>0</b>

## Awards by Department

<u>CAMPUS</u>	CURRENT MONTH November FY2007 New Awards	YEAR TO DATE FY 2006 (July-Nov.)	YEAR TO DATE FY 2007 (July-Nov.)
<b>Business, Moore School of</b>			
Business, Moore School of - Dean's Office	0	0	400,999
Business, Moore School of - Division of Research	0	365,645	2,500
Small Business Development Center	565,695	0	565,695
<b>Total:</b>	<b>565,695</b>	<b>365,645</b>	<b>969,194</b>
<b>Education, College of</b>			
Education	104,122	6,048	106,464
Education Leadership & Policies	0	76,685	267,224
Educational Studies, Department of	113,637	314,960	413,622
Instruction & Teacher Education	1,500	1,193,338	1,236,792
Office of Program Evaluation	0	497,310	515,034
Physical Education	0	208,000	101,720
SC Educational Policy Center	0	0	323,193
<b>Total:</b>	<b>219,259</b>	<b>2,296,341</b>	<b>2,964,049</b>
<b>Engineering &amp; Information Technology, College of</b>			
Chemical Engineering	488,910	1,834,428	2,555,806
Civil & Environmental Engineering	100,988	776,355	363,445
Computer Science & Engineering	0	914,990	252,156
Electrical Engineering	75,907	699,742	966,473
Engineering & Information Technology, College of	0	19,450	16,200
Mechanical Engineering	140,113	1,140,547	1,369,756
SC Alliance for Minority Participation (SCAMP)	0	44,638	88,769
<b>Total:</b>	<b>805,918</b>	<b>5,430,150</b>	<b>5,612,605</b>
<b>Honors College, South Carolina</b>			
Honors College, South Carolina	0	4,385	0
<b>Total:</b>	<b>0</b>	<b>4,385</b>	<b>0</b>
<b>Hospitality, Retail &amp; Sport Management, College of</b>			
Hotel, Restaurant & Tourism Administration	0	47,000	0
Retailing, Department of	0	19,978	151,920
<b>Total:</b>	<b>0</b>	<b>66,978</b>	<b>151,920</b>
<b>Law, School of</b>			
Law, School of	0	189,211	222,867
<b>Total:</b>	<b>0</b>	<b>189,211</b>	<b>222,867</b>

## Awards by Department

<u>CAMPUS</u>	CURRENT MONTH November FY2007 New Awards	YEAR TO DATE FY 2006 (July-Nov.)	YEAR TO DATE FY 2007 (July-Nov.)
<b>Mass Communications &amp; Information Studies, College</b>			
Journalism & Mass Communications, School of	0	273,580	144,787
Library & Information Sciences, School of	0	46,446	727,096
Mass Communications & Information Studies, College of	0	0	199,973
<b>Total:</b>	<b>0</b>	<b>320,026</b>	<b>1,071,856</b>
<b>Medicine, School of</b>			
Cancer Center, South Carolina	0	23,340	0
Cell & Developmental Biology & Anatomy	207,110	1,804,360	776,613
Cell Biology & Neurosciences	0	0	0
Family & Preventive Medicine	0	648,196	1,059,629
Health & Safety	0	0	10,000
Internal Medicine	110,515	1,252,313	1,293,739
Medicine Library	0	-361	0
Medicine, School of - (Dean)	0	421,439	301,195
Neuropsychiatry	100,000	744,765	847,863
Obstetrics & Gynecology	0	566,186	539,262
Ophthalmology	0	730,465	239,426
Orthopaedic Surgery	0	278,173	327,803
Pathology & Microbiology	0	1,342,003	1,161,969
Pediatrics	0	4,948,010	3,861,974
Pharmacology, Physiology & Neuroscience	26,432	1,024,328	785,793
Research & Special Projects	0	211,400	118,550
Surgery	0	621,440	555,954
<b>Total:</b>	<b>444,057</b>	<b>14,616,057</b>	<b>11,879,770</b>
<b>Music, School of</b>			
Music, School of	0	0	0
<b>Total:</b>	<b>0</b>	<b>0</b>	<b>0</b>
<b>Nursing, College of</b>			
Nursing	0	1,532,865	952,197
<b>Total:</b>	<b>0</b>	<b>1,532,865</b>	<b>952,197</b>
<b>Pharmacy, College of</b>			
Basic Pharmaceutical Sciences	0	572,662	455,241
Palmetto Poison Center	0	252,946	265,222
Pharmaceutical Sciences	0	0	766,338
Pharmacy - (Dean)	0	0	52,998
Pharmacy Practice	0	72,750	992,200
<b>Total:</b>	<b>0</b>	<b>898,358</b>	<b>2,531,999</b>

## Awards by Department

<u>CAMPUS</u>	CURRENT MONTH November FY2007 New Awards	YEAR TO DATE FY 2006 (July-Nov.)	YEAR TO DATE FY 2007 (July-Nov.)
<b>Provost, Office of the</b> TRIO Programs	0	1,298,719	1,298,718
<b>Total:</b>	<b>0</b>	<b>1,298,719</b>	<b>1,298,718</b>
<b>Public Health, Arnold School of</b>			
Communication Sciences & Disorders	0	97,993	454,754
Environmental Health Sciences	0	2,094,256	1,454,779
Epidemiology & Biostatistics	11,520	1,814,059	2,724,906
Exercise Science	7,500	1,765,427	1,714,380
Health Promotion, Education & Behavior	281,842	3,231,022	3,662,429
Health Services & Policy Research, Center for	0	278,720	338,140
Health Services Policy and Management	16,600	1,937,898	1,227,190
Prevention Research Center	0	804,998	940,588
Public Health, Arnold School of - Dean	0	0	62,221
Research & Nutrition & Health Disparities, Center for	0	933,354	1,104,587
<b>Total:</b>	<b>317,462</b>	<b>12,957,727</b>	<b>13,683,974</b>
<b>Research &amp; Health Sciences, Vice President</b>			
Cancer Prevention Control Program	0	335,322	0
Research, Vice President for - (General)	0	-250,000	0
Sponsored Awards Management	0	-13,887	78,712
<b>Total:</b>	<b>0</b>	<b>71,435</b>	<b>78,712</b>
<b>Senior &amp; Regional Campuses</b>			
USC Aiken	0	657,768	572,071
USC Beaufort	6,000	725,921	376,357
USC Lancaster	0	679,631	479,294
USC Salkehatchie	3,718	348,815	437,913
USC Sumter	0	267,986	0
USC Union	0	234,229	0
USC Upstate	34,434	1,467,114	650,092
<b>Total:</b>	<b>44,152</b>	<b>4,381,464</b>	<b>2,515,727</b>
<b>Social Work, College of</b>			
Families in Society, Institute for	0	2,606,765	225,746
Social Work, College of	381,022	1,260,454	1,096,570
<b>Total:</b>	<b>381,022</b>	<b>3,867,219</b>	<b>1,322,316</b>
<b>Student Affairs, Division of</b>			
International Programs for Students	0	16,796	16,740
Student Health	0	0	72,040
Student Life	0	9,980	4,990
<b>Total:</b>	<b>0</b>	<b>26,776</b>	<b>93,770</b>

## Awards by Department

CAMPUS

University Libraries  
Thomas Cooper Library

	CURRENT MONTH November FY2007 New Awards	YEAR TO DATE FY 2006 (July-Nov.)	YEAR TO DATE FY 2007 (July-Nov.)
	0	75,000	0
<b>Total:</b>	<b>0</b>	<b>75,000</b>	<b>0</b>
<b>Report Total:</b>	<b>4,512,755</b>	<b>71,117,674</b>	<b>59,074,490</b>

# Sponsored Awards Management

## FY2007 - Awards by Source (July-Nov.)

	COM	FED	LOC	OTH	PHI	STA	Total
<b>Total</b>	<b>1,249,264</b>	<b>44,922,251</b>	<b>245,831</b>	<b>577,347</b>	<b>7,731,175</b>	<b>4,348,622</b>	<b>59,074,490</b>
<b>Arts and Sciences, College of</b>	<b>234,025</b>	<b>12,055,636</b>	<b>89,690</b>	<b>424,500</b>	<b>484,405</b>	<b>436,560</b>	<b>13,724,816</b>
Anthropology	0	0	0	0	42,408	0	42,408
Archaeology & Anthropology, SC Institute of	0	178,224	0	0	0	24,730	202,954
Art	0	0	0	0	0	100,000	100,000
Baruch Institute	0	645,412	0	0	0	0	645,412
Biological Sciences	0	2,880,008	0	0	196,000	0	3,076,008
Chemistry & Biochemistry	45,165	1,856,793	0	0	172,627	41,000	2,115,585
COBRE: Center for Colon Cancer Research	0	1,206,437	0	0	0	0	1,206,437
Criminology & Criminal Justice, Department	0	0	0	0	0	33,300	33,300
Earth Sciences & Resources Institute	15,000	39,987	0	0	0	14,000	68,987
English	0	199,906	0	0	0	0	199,906
Environment, School of the	0	578	0	0	16,500	0	17,078
Geography	0	636,916	0	0	0	26,690	663,606
Geological Sciences	30,600	667,302	0	300,000	0	0	997,902
History	0	147,563	0	110,000	0	46,238	303,801
Linguistics Program	0	0	0	0	0	20,000	20,000
Mathematics	46,999	88,295	0	0	0	81,400	216,694
McKissick Museum	0	0	0	0	0	4,750	4,750

	COM	FED	LOC	OTH	PHI	STA	Total
Naval Science	0	3,000	0	0	0	0	3,000
Philosophy	0	481,312	0	0	0	0	481,312
Physics & Astronomy	0	650,268	0	0	0	0	650,268
Political Science	0	0	31,690	0	0	6,552	38,242
Psychology	47,000	2,463,176	58,000	14,500	15,000	15,000	2,612,676
Public Service & Policy Research, Institute for	0	-187,866	0	0	31,870	0	-155,996
Religious Studies	0	0	0	0	4,000	0	4,000
Science Education, Center for	0	15,300	0	0	0	0	15,300
Sociology	0	6,300	0	0	0	0	6,300
Statistics	49,261	76,725	0	0	6,000	22,900	154,886
<b>Business, Moore School of</b>	<b>2,500</b>	<b>966,694</b>	<b>0</b>	<b>0</b>	<b>0</b>	<b>0</b>	<b>969,194</b>
Business, Moore School of - Dean's Office	0	400,999	0	0	0	0	400,999
Business, Moore School of - Division of Research	2,500	0	0	0	0	0	2,500
Small Business Development Center	0	565,695	0	0	0	0	565,695
<b>Education, College of</b>	<b>4,754</b>	<b>2,067,361</b>	<b>93,720</b>	<b>74,270</b>	<b>45,352</b>	<b>678,592</b>	<b>2,964,049</b>
Education	0	94,122	0	0	0	12,342	106,464
Education Leadership & Policies	4,754	78,000	0	74,270	0	110,200	267,224
Educational Studies, Department of	0	270,087	0	0	37,352	106,183	413,622
Instruction & Teacher Education	0	1,029,292	0	0	0	207,500	1,236,792
Office of Program Evaluation	0	372,667	0	0	0	142,367	515,034
Physical Education	0	0	93,720	0	8,000	0	101,720
SC Educational Policy Center	0	223,193	0	0	0	100,000	323,193
<b>Engineering &amp; Information Technology, C</b>	<b>633,263</b>	<b>4,346,157</b>	<b>0</b>	<b>0</b>	<b>206,000</b>	<b>427,185</b>	<b>5,612,605</b>
Chemical Engineering	192,173	2,033,723	0	0	166,000	163,910	2,555,806

	COM	FED	LOC	OTH	PHI	STA	Total
Civil & Environmental Engineering	0	363,445	0	0	0	0	363,445
Computer Science & Engineering	39,368	212,788	0	0	0	0	252,156
Electrical Engineering	68,894	897,579	0	0	0	0	966,473
Engineering & Information Technology, College of	0	16,200	0	0	0	0	16,200
Mechanical Engineering	332,828	822,422	0	0	40,000	174,506	1,369,756
SC Alliance for Minority Participation (SCAMP)	0	0	0	0	0	88,769	88,769
<b>Hospitality, Retail &amp; Sport Management,</b>	<b>3,000</b>	<b>148,920</b>	<b>0</b>	<b>0</b>	<b>0</b>	<b>0</b>	<b>151,920</b>
Hotel, Restaurant & Tourism Administration	0	0	0	0	0	0	0
Retailing, Department of	3,000	148,920	0	0	0	0	151,920
<b>Law, School of</b>	<b>0</b>	<b>122,867</b>	<b>0</b>	<b>0</b>	<b>0</b>	<b>100,000</b>	<b>222,867</b>
Law, School of	0	122,867	0	0	0	100,000	222,867
<b>Mass Communications &amp; Information Stu</b>	<b>0</b>	<b>1,036,325</b>	<b>0</b>	<b>0</b>	<b>6,200</b>	<b>29,331</b>	<b>1,071,856</b>
Journalism & Mass Communications, School of	0	115,687	0	0	6,200	22,900	144,787
Library & Information Sciences, School of	0	720,665	0	0	0	6,431	727,096
Mass Communications & Information Studies, College of	0	199,973	0	0	0	0	199,973
<b>Medicine, School of</b>	<b>98,853</b>	<b>6,842,678</b>	<b>0</b>	<b>107,677</b>	<b>4,489,253</b>	<b>341,309</b>	<b>11,879,770</b>
Cell & Developmental Biology & Anatomy	0	602,098	0	0	174,515	0	776,613
Cell Biology & Neurosciences	0	0	0	0	0	0	0
Family & Preventive Medicine	0	527,286	0	0	470,586	61,757	1,059,629
Health & Safety	0	0	0	0	0	10,000	10,000
Internal Medicine	14,919	231,207	0	107,500	940,113	0	1,293,739
Medicine, School of - (Dean)	0	0	0	0	301,195	0	301,195
Neuropsychiatry	0	385,818	0	0	331,445	130,600	847,863
Obstetrics & Gynecology	0	0	0	177	474,133	64,952	539,262

	COM	FED	LOC	OTH	PHI	STA	Total
Ophthalmology	845	-80,604	0	0	319,185	0	239,426
Orthopaedic Surgery	0	0	0	0	327,803	0	327,803
Pathology & Microbiology	0	1,136,969	0	0	25,000	0	1,161,969
Pediatrics	75	3,486,376	0	0	356,023	19,500	3,861,974
Pharmacology, Physiology & Neuroscience	83,014	524,279	0	0	178,500	0	785,793
Research & Special Projects	0	0	0	0	64,050	54,500	118,550
Surgery	0	29,249	0	0	526,705	0	555,954
<b>Nursing, College of</b>	<b>0</b>	<b>749,922</b>	<b>0</b>	<b>0</b>	<b>202,275</b>	<b>0</b>	<b>952,197</b>
Nursing	0	749,922	0	0	202,275	0	952,197
<b>Pharmacy, College of</b>	<b>14,420</b>	<b>1,199,919</b>	<b>0</b>	<b>0</b>	<b>335,460</b>	<b>982,200</b>	<b>2,531,999</b>
Basic Pharmaceutical Sciences	4,420	168,359	0	0	282,462	0	455,241
Palmetto Poison Center	0	265,222	0	0	0	0	265,222
Pharmaceutical Sciences	0	766,338	0	0	0	0	766,338
Pharmacy - (Dean)	0	0	0	0	52,998	0	52,998
Pharmacy Practice	10,000	0	0	0	0	982,200	992,200
<b>Provost, Office of the</b>	<b>0</b>	<b>1,298,718</b>	<b>0</b>	<b>0</b>	<b>0</b>	<b>0</b>	<b>1,298,718</b>
TRIO Programs	0	1,298,718	0	0	0	0	1,298,718
<b>Public Health, Arnold School of</b>	<b>251,393</b>	<b>11,840,327</b>	<b>8,421</b>	<b>-75,707</b>	<b>1,320,464</b>	<b>339,076</b>	<b>13,683,974</b>
Communication Sciences & Disorders	-4,855	454,230	5,379	0	0	0	454,754
Environmental Health Sciences	0	1,454,779	0	0	0	0	1,454,779
Epidemiology & Biostatistics	68,100	2,250,446	0	1,290	239,185	165,885	2,724,906
Exercise Science	159,639	1,270,368	0	7,500	276,873	0	1,714,380
Health Promotion, Education & Behavior	1,509	3,300,156	3,042	55,500	279,342	22,880	3,662,429
Health Services & Policy Research, Center for	0	430,753	0	-191,819	0	99,206	338,140

	COM	FED	LOC	OTH	PHI	STA	Total
Health Services Policy and Management	27,000	615,021	0	22,500	525,064	37,605	1,227,190
Prevention Research Center	0	940,588	0	0	0	0	940,588
Public Health, Arnold School of - Dean	0	48,721	0	0	0	13,500	62,221
Research & Nutrition & Health Disparities, Center for	0	1,075,265	0	29,322	0	0	1,104,587
<b>Research &amp; Health Sciences, Vice Presi</b>	0	-6,288	0	0	85,000	0	78,712
Sponsored Awards Management	0	-6,288	0	0	85,000	0	78,712
<b>Social Work, College of</b>	7,056	582,200	4,000	44,107	263,692	421,261	1,322,316
Families in Society, Institute for	0	31,703	0	16,443	177,600	0	225,746
Social Work, College of	7,056	550,497	4,000	27,664	86,092	421,261	1,096,570
<b>Student Affairs, Division of</b>	0	88,780	0	0	4,990	0	93,770
International Programs for Students	0	16,740	0	0	0	0	16,740
Student Health	0	72,040	0	0	0	0	72,040
Student Life	0	0	0	0	4,990	0	4,990
<b>USC Aiken</b>	0	11,927	50,000	0	25,000	485,144	572,071
USC Aiken	0	11,927	50,000	0	25,000	485,144	572,071
<b>USC Beaufort</b>	0	265,711	0	0	6,400	104,246	376,357
USC Beaufort	0	265,711	0	0	6,400	104,246	376,357
<b>USC Lancaster</b>	0	479,294	0	0	0	0	479,294
USC Lancaster	0	479,294	0	0	0	0	479,294
<b>USC Salkehatchie</b>	0	231,945	0	0	202,250	3,718	437,913
USC Salkehatchie	0	231,945	0	0	202,250	3,718	437,913
<b>USC Upstate</b>	0	593,158	0	2,500	54,434	0	650,092
USC Upstate	0	593,158	0	2,500	54,434	0	650,092

# Sponsored Awards Management

## Awards by Purpose Comparison - FY2007 (July-Nov.)

	Equipment	GA Work Experience	Research	Service	Training	Total
<b>Total</b>	<b>10,000</b>	<b>914,794</b>	<b>34,907,947</b>	<b>14,718,324</b>	<b>8,523,425</b>	<b>59,074,490</b>
<b>Arts and Sciences, College of</b>	<b>0</b>	<b>271,431</b>	<b>12,472,863</b>	<b>529,220</b>	<b>451,302</b>	<b>13,724,816</b>
Anthropology	0	0	42,408	0	0	42,408
Archaeology & Anthropology, SC Institute of	0	0	202,954	0	0	202,954
Art	0	0	100,000	0	0	100,000
Baruch Institute	0	0	630,412	15,000	0	645,412
Biological Sciences	0	0	2,672,938	234,174	168,896	3,076,008
Chemistry & Biochemistry	0	0	2,040,168	39,417	36,000	2,115,585
COBRE: Center for Colon Cancer Research	0	0	1,206,437	0	0	1,206,437
Criminology & Criminal Justice, Department of	0	0	33,300	0	0	33,300
Earth Sciences & Resources Institute	0	0	54,987	0	14,000	68,987
English	0	0	0	0	199,906	199,906
Environment, School of the	0	0	17,078	0	0	17,078
Geography	0	26,690	636,916	0	0	663,606
Geological Sciences	0	0	992,702	5,200	0	997,902
History	0	46,238	110,000	147,563	0	303,801

	Equipment	GA Work Experience	Research	Service	Training	Total
Linguistics Program	0	20,000	0	0	0	20,000
Mathematics	0	0	216,694	0	0	216,694
McKissick Museum	0	0	4,750	0	0	4,750
Naval Science	0	0	0	0	3,000	3,000
Philosophy	0	0	481,312	0	0	481,312
Physics & Astronomy	0	0	650,268	0	0	650,268
Political Science	0	38,242	0	0	0	38,242
Psychology	0	91,000	2,243,314	248,862	29,500	2,612,676
Public Service & Policy Research, Institute for	0	0	5,000	-160,996	0	-155,996
Religious Studies	0	0	4,000	0	0	4,000
Science Education, Center for	0	0	15,300	0	0	15,300
Sociology	0	0	6,300	0	0	6,300
Statistics	0	49,261	105,625	0	0	154,886
<b>Business, Moore School of</b>	<b>0</b>	<b>0</b>	<b>403,499</b>	<b>565,695</b>	<b>0</b>	<b>969,194</b>
Business, Moore School of - Dean's Office	0	0	400,999	0	0	400,999
Business, Moore School of - Division of Research	0	0	2,500	0	0	2,500
Small Business Development Center	0	0	0	565,695	0	565,695
<b>Education, College of</b>	<b>0</b>	<b>179,162</b>	<b>709,145</b>	<b>437,922</b>	<b>1,637,820</b>	<b>2,964,049</b>
Education	0	0	94,122	10,000	2,342	106,464
Education Leadership & Policies	0	79,024	0	110,200	78,000	267,224
Educational Studies, Department of	0	6,418	227,137	0	180,067	413,622
Instruction & Teacher Education	0	0	1,500	0	1,235,292	1,236,792
Office of Program Evaluation	0	0	143,193	229,722	142,119	515,034

	Equipment	GA Work Experience	Research	Service	Training	Total
Physical Education	0	93,720	0	8,000	0	101,720
SC Educational Policy Center	0	0	243,193	80,000	0	323,193
<b>Engineering &amp; Information Technology,</b>	<b>10,000</b>	<b>61,078</b>	<b>5,055,299</b>	<b>16,200</b>	<b>470,028</b>	<b>5,612,605</b>
Chemical Engineering	0	42,510	2,463,506	0	49,790	2,555,806
Civil & Environmental Engineering	10,000	0	353,445	0	0	363,445
Computer Science & Engineering	0	18,568	233,588	0	0	252,156
Electrical Engineering	0	0	966,473	0	0	966,473
Engineering & Information Technology, College	0	0	0	16,200	0	16,200
Mechanical Engineering	0	0	949,518	0	420,238	1,369,756
SC Alliance for Minority Participation (SCAMP)	0	0	88,769	0	0	88,769
<b>Hospitality, Retail &amp; Sport Management,</b>	<b>0</b>	<b>0</b>	<b>148,920</b>	<b>3,000</b>	<b>0</b>	<b>151,920</b>
Hotel, Restaurant & Tourism Administration	0	0	0	0	0	0
Retailing, Department of	0	0	148,920	3,000	0	151,920
<b>Law, School of</b>	<b>0</b>	<b>0</b>	<b>0</b>	<b>222,867</b>	<b>0</b>	<b>222,867</b>
Law, School of	0	0	0	222,867	0	222,867
<b>Mass Communications &amp; Information</b>	<b>0</b>	<b>29,331</b>	<b>0</b>	<b>0</b>	<b>1,042,525</b>	<b>1,071,856</b>
Journalism & Mass Communications, School of	0	22,900	0	0	121,887	144,787
Library & Information Sciences, School of	0	6,431	0	0	720,665	727,096
Mass Communications & Information Studies, C	0	0	0	0	199,973	199,973
<b>Medicine, School of</b>	<b>0</b>	<b>0</b>	<b>3,432,469</b>	<b>7,422,362</b>	<b>1,024,939</b>	<b>11,879,770</b>
Cell & Developmental Biology & Anatomy	0	0	743,379	0	33,234	776,613
Cell Biology & Neurosciences	0	0	0	0	0	0

	Equipment	GA Work Experience	Research	Service	Training	Total
Family & Preventive Medicine	0	0	527,286	532,343	0	1,059,629
Health & Safety	0	0	0	10,000	0	10,000
Internal Medicine	0	0	122,419	1,156,505	14,815	1,293,739
Medicine, School of - (Dean)	0	0	0	283,195	18,000	301,195
Neuropsychiatry	0	0	135,818	462,045	250,000	847,863
Obstetrics & Gynecology	0	0	177	539,085	0	539,262
Ophthalmology	0	0	-79,759	319,185	0	239,426
Orthopaedic Surgery	0	0	0	327,803	0	327,803
Pathology & Microbiology	0	0	1,161,969	0	0	1,161,969
Pediatrics	0	0	43,500	3,146,946	671,528	3,861,974
Pharmacology, Physiology & Neuroscience	0	0	748,431	0	37,362	785,793
Research & Special Projects	0	0	0	118,550	0	118,550
Surgery	0	0	29,249	526,705	0	555,954
<b>Nursing, College of</b>	<b>0</b>	<b>0</b>	<b>252,782</b>	<b>0</b>	<b>699,415</b>	<b>952,197</b>
Nursing	0	0	252,782	0	699,415	952,197
<b>Pharmacy, College of</b>	<b>0</b>	<b>0</b>	<b>1,231,579</b>	<b>1,300,420</b>	<b>0</b>	<b>2,531,999</b>
Basic Pharmaceutical Sciences	0	0	455,241	0	0	455,241
Palmetto Poison Center	0	0	0	265,222	0	265,222
Pharmaceutical Sciences	0	0	766,338	0	0	766,338
Pharmacy - (Dean)	0	0	0	52,998	0	52,998
Pharmacy Practice	0	0	10,000	982,200	0	992,200
<b>Provost, Office of the</b>	<b>0</b>	<b>0</b>	<b>0</b>	<b>1,298,718</b>	<b>0</b>	<b>1,298,718</b>
TRIO Programs	0	0	0	1,298,718	0	1,298,718

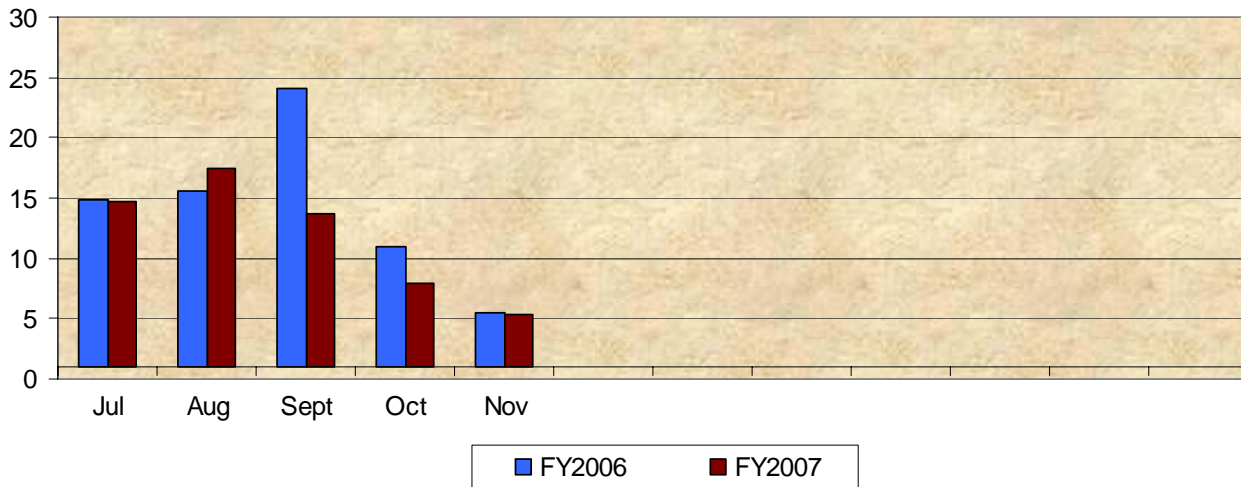
	Equipment	GA Work Experience	Research	Service	Training	Total
<b>Public Health, Arnold School of</b>	0	292,728	10,585,396	640,410	2,165,440	13,683,974
Communication Sciences & Disorders	0	-7,244	291,600	0	170,398	454,754
Environmental Health Sciences	0	0	365,965	0	1,088,814	1,454,779
Epidemiology & Biostatistics	0	68,436	2,255,927	68,100	332,443	2,724,906
Exercise Science	0	23,500	1,683,880	7,000	0	1,714,380
Health Promotion, Education & Behavior	0	82,931	3,401,928	177,570	0	3,662,429
Health Services & Policy Research, Center for	0	0	-49,600	387,740	0	338,140
Health Services Policy and Management	0	111,605	590,521	0	525,064	1,227,190
Prevention Research Center	0	0	940,588	0	0	940,588
Public Health, Arnold School of - Dean	0	13,500	0	0	48,721	62,221
Research & Nutrition & Health Disparities, Cente	0	0	1,104,587	0	0	1,104,587
<b>Research &amp; Health Sciences, Vice President</b>	0	0	-6,288	85,000	0	78,712
Sponsored Awards Management	0	0	-6,288	85,000	0	78,712
<b>Social Work, College of</b>	0	81,064	556,871	552,572	131,809	1,322,316
Families in Society, Institute for	0	0	209,303	16,443	0	225,746
Social Work, College of	0	81,064	347,568	536,129	131,809	1,096,570
<b>Student Affairs, Division of</b>	0	0	4,990	0	88,780	93,770
International Programs for Students	0	0	0	0	16,740	16,740
Student Health	0	0	0	0	72,040	72,040
Student Life	0	0	4,990	0	0	4,990
<b>USC Aiken</b>	0	0	50,902	521,169	0	572,071
USC Aiken	0	0	50,902	521,169	0	572,071

	Equipment	GA Work Experience	Research	Service	Training	Total
<b>USC Beaufort</b>	0	0	0	278,111	98,246	376,357
USC Beaufort	0	0	0	278,111	98,246	376,357
<b>USC Lancaster</b>	0	0	20	479,274	0	479,294
USC Lancaster	0	0	20	479,274	0	479,294
<b>USC Salkehatchie</b>	0	0	0	235,663	202,250	437,913
USC Salkehatchie	0	0	0	235,663	202,250	437,913
<b>USC Upstate</b>	0	0	9,500	129,721	510,871	650,092
USC Upstate	0	0	9,500	129,721	510,871	650,092

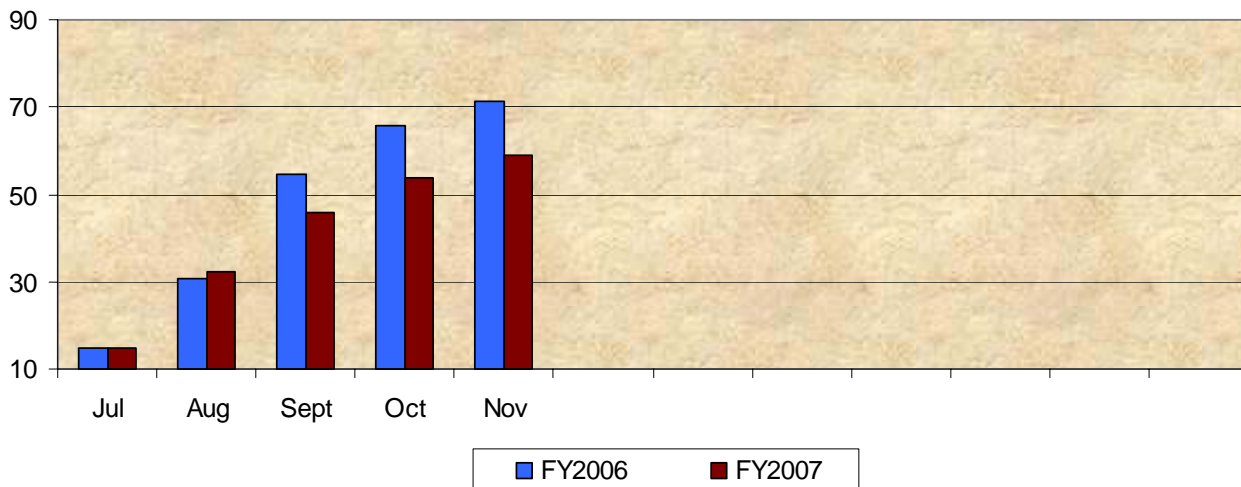
## Funding Agency Comparison Report Year-To-Date - November - FY2007

	<u>FY2006</u>	<u>FY2007</u>	<u>% CHG</u>
<b>NIH Awards</b>	\$16,517,211	\$11,320,583	(31.5)
<b>Dept. Of Education Awards</b>	\$7,760,394	\$5,882,357	(24.2)
<b>Dept. Of Defense Awards</b>	\$2,495,532	\$1,856,432	(25.6)
<b>NSF Awards</b>	\$5,633,252	\$5,595,444	(0.7)
<b>Non Profit Awards</b>	\$7,645,283	\$8,308,522	8.7
<b>State and Municipalities Awards</b>	\$2,829,529	\$4,594,453	62.4
<b>Dept. Of Energy Awards</b>	\$890,514	\$1,030,765	15.7
<b>Business and Industry Awards</b>	\$1,954,658	\$1,249,264	(36.1)

**Amounts Awarded (In millions of dollars)**



**Cumulative Amounts Awarded (In millions of dollars)**



## Proposals by Department

<u>CAMPUS</u>	<b>CURRENT MONTH</b> November FY2007		<b>YEAR TO DATE</b> FY 2006 (July-Nov.)		<b>YEAR TO DATE</b> FY 2007 (July-Nov.)	
<b>Arts and Sciences, College of</b>						
African-American Studies Program	0	0	1	15,000	1	20,000
Anthropology	0	0	3	57,200	1	295,042
Archaeology & Anthropology, SC Institute of	1	13,943	7	996,293	6	1,060,131
Art	0	0	0	0	1	100,000
Baruch Institute	4	683,395	14	1,588,385	16	1,568,513
Biological Sciences	3	391,492	34	4,132,918	24	2,924,707
Chemistry & Biochemistry	11	1,437,725	30	4,783,612	42	5,924,623
COBRE: Center for Colon Cancer Research	0	0	2	458,285	1	1,500,000
Criminology & Criminal Justice, Department of	0	0	5	105,922	3	62,497
Earth Sciences & Resources Institute	0	0	5	188,383	2	53,019
English	1	315,673	5	184,690	5	443,583
Environment, School of the	2	1,509,202	2	205,900	2	1,509,202
Geography	0	0	13	722,098	13	806,400
Geological Sciences	2	235,265	26	3,571,334	22	4,991,725
History	2	175,911	6	209,406	12	441,029
International Studies, Institute of	0	0	1	321,583	0	0
Linguistics Program	1	10,000	1	20,000	2	30,000
Marine Science	0	0	0	0	2	40,000
Mathematics	3	522,533	17	1,185,278	20	2,026,468
Philosophy	0	0	1	274,650	1	130,730
Physics & Astronomy	1	145,000	10	1,604,978	9	806,098
Political Science	2	13,023	5	30,213	7	38,242
Psychology	0	0	20	4,999,985	26	2,617,586
Public Service & Policy Research, Institute for	2	39,838	5	162,511	3	77,030
Religious Studies	0	0	0	0	1	4,000
Science Education, Center for	0	0	4	67,252	2	280,854
Sociology	0	0	6	272,501	5	352,067
Statistics	2	77,757	8	369,896	10	315,068
Theatre and Dance, Department of	0	0	1	16,875	0	0
<b>Total:</b>	<b>37</b>	<b>5,570,757</b>	<b>232</b>	<b>26,545,148</b>	<b>239</b>	<b>28,418,614</b>
<b>Business &amp; Finance</b>						
Recycling & Waste Management	0	0	1	9,400	0	0
<b>Total:</b>	<b>0</b>	<b>0</b>	<b>1</b>	<b>9,400</b>	<b>0</b>	<b>0</b>

## Proposals by Department

<u>CAMPUS</u>	CURRENT MONTH November FY2007		YEAR TO DATE FY 2006 (July-Nov.)		YEAR TO DATE FY 2007 (July-Nov.)	
<b>Business, Moore School of</b>						
Business, Moore School of - Dean's Office	0	0	1	450,000	2	53,057
Business, Moore School of - Division of Research	3	62,952	1	365,645	7	118,410
Small Business Development Center	0	0	2	1,506,187	1	1,104,674
<b>Total:</b>	<b>3</b>	<b>62,952</b>	<b>4</b>	<b>2,321,832</b>	<b>10</b>	<b>1,276,141</b>
<b>Education, College of</b>						
Education	1	10,000	0	0	1	10,000
Education Leadership & Policies	0	0	3	41,375	4	89,609
Educational Studies, Department of	3	173,220	5	568,402	11	1,275,565
Instruction & Teacher Education	4	307,753	8	434,369	8	701,644
Office of Program Evaluation	0	0	4	245,092	5	302,857
Physical Education	0	0	6	208,000	3	152,000
SC Educational Policy Center	0	0	0	0	1	100,000
<b>Total:</b>	<b>8</b>	<b>490,973</b>	<b>26</b>	<b>1,497,238</b>	<b>33</b>	<b>2,631,675</b>
<b>Engineering &amp; Information Technology, College of</b>						
Chemical Engineering	2	160,000	29	2,667,046	34	14,392,611
Civil & Environmental Engineering	0	0	20	1,663,132	13	781,284
Computer Science & Engineering	5	1,032,458	13	1,399,135	16	3,334,089
Electrical Engineering	4	533,977	11	832,962	25	4,404,639
Engineering & Information Technology, College of	0	0	2	19,450	0	0
Mechanical Engineering	5	508,500	32	3,851,230	28	1,979,255
SC Alliance for Minority Participation (SCAMP)	0	0	1	44,638	2	267,769
<b>Total:</b>	<b>16</b>	<b>2,234,935</b>	<b>108</b>	<b>10,477,593</b>	<b>118</b>	<b>25,159,647</b>
<b>Equal Opportunity Programs</b>						
Equal Opportunity Programs	0	0	0	0	1	56,953
<b>Total:</b>	<b>0</b>	<b>0</b>	<b>0</b>	<b>0</b>	<b>1</b>	<b>56,953</b>
<b>Honors College, South Carolina</b>						
Honors College, South Carolina	0	0	2	15,495	1	7,676
<b>Total:</b>	<b>0</b>	<b>0</b>	<b>2</b>	<b>15,495</b>	<b>1</b>	<b>7,676</b>
<b>Hospitality, Retail &amp; Sport Management, College of</b>						
Hospitality, Retail & Sport Management - (Dean)	1	3,500,000	0	0	1	3,500,000
Hotel, Restaurant & Tourism Administration	0	0	2	41,000	4	372,328
Retailing, Department of	0	0	1	19,978	0	0
Technology Support & Training Management	0	0	0	0	1	189,000
<b>Total:</b>	<b>1</b>	<b>3,500,000</b>	<b>3</b>	<b>60,978</b>	<b>6</b>	<b>4,061,328</b>

## Proposals by Department

<u>CAMPUS</u>	CURRENT MONTH November FY2007		YEAR TO DATE FY 2006 (July-Nov.)		YEAR TO DATE FY 2007 (July-Nov.)	
<b>Law, School of</b>						
Law, School of	0	0	3	225,514	2	182,092
<b>Total:</b>	<b>0</b>	<b>0</b>	<b>3</b>	<b>225,514</b>	<b>2</b>	<b>182,092</b>
<b>Mass Communications &amp; Information Studies, College</b>						
Journalism & Mass Communications, School of	0	0	7	268,440	5	138,587
Library & Information Sciences, School of	0	0	0	0	1	6,431
Mass Communications & Information Studies, College of	1	129,989	2	147,792	2	171,989
<b>Total:</b>	<b>1</b>	<b>129,989</b>	<b>9</b>	<b>416,232</b>	<b>8</b>	<b>317,007</b>
<b>Medicine, School of</b>						
Cancer Center, South Carolina	0	0	2	65,000	0	0
Cell & Developmental Biology & Anatomy	3	834,680	17	4,467,084	14	2,126,583
Cell Biology & Neurosciences	0	0	2	295,000	0	0
Family & Preventive Medicine	0	0	4	395,712	4	669,295
Internal Medicine	2	57,313	6	331,412	5	6,230,138
Medicine Library	0	0	1	7,068	0	0
Medicine, School of - (Dean)	0	0	2	95,000	1	584,622
Neuropsychiatry	0	0	7	908,269	6	312,189
Obstetrics & Gynecology	0	0	2	80,452	2	331,336
Ophthalmology	0	0	0	0	4	679,718
Pathology & Microbiology	0	0	19	2,921,012	17	2,586,460
Pediatrics	0	0	17	4,525,189	11	3,840,763
Pharmacology, Physiology & Neuroscience	0	0	9	1,369,320	7	1,564,789
Radiology	0	0	1	26,668	0	0
Research & Special Projects	0	0	1	50,500	4	175,332
Surgery	0	0	1	50,000	0	0
<b>Total:</b>	<b>5</b>	<b>891,993</b>	<b>91</b>	<b>15,587,686</b>	<b>75</b>	<b>19,101,225</b>
<b>Music, School of</b>						
Music, School of	0	0	0	0	1	92,881
<b>Total:</b>	<b>0</b>	<b>0</b>	<b>0</b>	<b>0</b>	<b>1</b>	<b>92,881</b>
<b>Nursing, College of</b>						
Nursing	1	71,417	5	2,329,256	7	1,166,137
<b>Total:</b>	<b>1</b>	<b>71,417</b>	<b>5</b>	<b>2,329,256</b>	<b>7</b>	<b>1,166,137</b>
<b>Pharmacy, College of</b>						
Basic Pharmaceutical Sciences	4	459,848	4	1,093,995	9	1,244,658
Palmetto Poison Center	0	0	0	0	3	477,516
Pharmaceutical Sciences	0	0	0	0	3	633,558
Pharmacy Practice	0	0	2	284,603	0	0
<b>Total:</b>	<b>4</b>	<b>459,848</b>	<b>6</b>	<b>1,378,598</b>	<b>15</b>	<b>2,355,732</b>

## Proposals by Department

<u>CAMPUS</u>	CURRENT MONTH November FY2007		YEAR TO DATE FY 2006 (July-Nov.)		YEAR TO DATE FY 2007 (July-Nov.)	
<b>Provost, Office of the</b> TRIO Programs	2	738,392	1	0	2	738,392
<b>Total:</b>	<b>2</b>	<b>738,392</b>	<b>1</b>	<b>0</b>	<b>2</b>	<b>738,392</b>
<b>Public Health, Arnold School of</b>						
Communication Sciences & Disorders	3	510,000	8	883,708	11	1,491,362
Environmental Health Sciences	0	0	5	465,792	5	556,645
Epidemiology & Biostatistics	2	44,739	22	5,763,143	23	5,115,017
Exercise Science	2	125,339	15	1,654,842	12	1,450,212
Health Promotion, Education & Behavior	1	63,015	13	582,331	18	528,256
Health Services & Policy Research, Center for	0	0	3	105,208	6	91,621
Health Services Policy and Management	5	27,100	24	1,099,766	26	796,376
Prevention Research Center	0	0	3	611,311	1	581,895
Public Health, Arnold School of - Dean	0	0	2	276,887	2	143,566
Public Health, Arnold School of - General	0	0	2	308,083	0	0
Research & Nutrition & Health Disparities, Center for	1	35,027	9	1,545,313	7	238,187
<b>Total:</b>	<b>14</b>	<b>805,220</b>	<b>106</b>	<b>13,296,384</b>	<b>111</b>	<b>10,993,137</b>
<b>Research &amp; Health Sciences, Vice President</b>						
Chemistry & Biochemistry	0	0	1	3,000	0	0
Health Disparities, Institute for	0	0	0	0	1	1,497,351
NanoCenter	0	0	0	0	1	61,465
Research, Vice President for - (General)	0	0	1	25,000	0	0
Sponsored Awards Management	0	0	0	0	1	86,436
<b>Total:</b>	<b>0</b>	<b>0</b>	<b>2</b>	<b>28,000</b>	<b>3</b>	<b>1,645,252</b>
<b>Senior &amp; Regional Campuses</b>						
USC Aiken	5	185,279	10	621,454	11	700,671
USC Beaufort	0	0	3	236,398	5	579,673
USC Lancaster	1	249,940	3	5,025	3	265,440
USC Salkehatchie	2	33,718	3	133,871	8	876,840
USC Sumter	1	5,000	0	0	3	9,538
USC Upstate	5	384,484	12	403,601	12	1,140,554
<b>Total:</b>	<b>14</b>	<b>858,421</b>	<b>31</b>	<b>1,400,349</b>	<b>42</b>	<b>3,572,716</b>
<b>Social Work, College of</b>						
Families in Society, Institute for	1	26,937	7	689,427	4	324,421
Social Work, College of	2	284,934	35	1,349,325	38	1,083,845
<b>Total:</b>	<b>3</b>	<b>311,871</b>	<b>42</b>	<b>2,038,752</b>	<b>42</b>	<b>1,408,266</b>
<b>University Libraries</b>						
Thomas Cooper Library	1	83,695	2	1,080,000	1	83,695
<b>Total:</b>	<b>1</b>	<b>83,695</b>	<b>2</b>	<b>1,080,000</b>	<b>1</b>	<b>83,695</b>

# Proposals by Department

## CAMPUS

	CURRENT MONTH November FY2007		YEAR TO DATE FY 2006 (July-Nov.)		YEAR TO DATE FY 2007 (July-Nov.)	
Report Total:	110	16,210,463	674	78,708,455	717	103,268,566