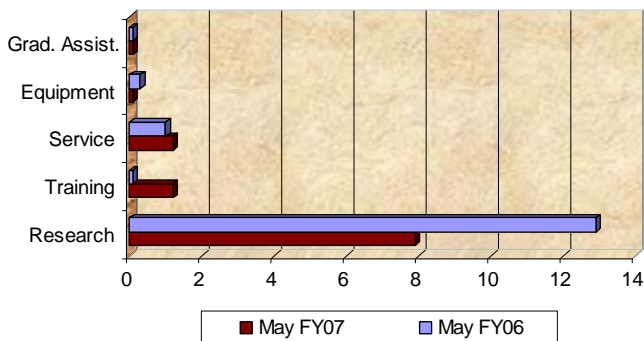


Sponsored Awards Management (SAM)

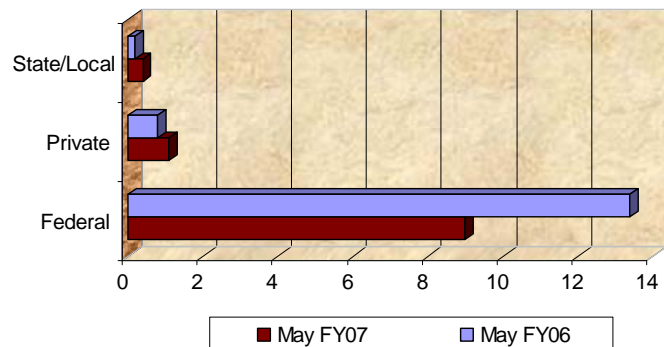
Monthly Report Summary - May 2007

SAM ACTIVITY	May FY2007 New Awards	YTD FY2006 (July-May)	YTD FY2007 (July-May)	YTD % Change
Award Totals (FY2007)	\$10,456,130	\$131,388,341	\$138,375,843	5.3
Source				
Federal	\$8,955,936	\$105,890,421	\$88,459,135	(16.5)
Private	\$1,074,777	\$21,232,210	\$20,492,668	(3.5)
State/Local	\$425,417	\$4,265,710	\$29,424,040	589.8
Purpose				
Research	\$7,913,568	\$85,184,452	\$97,946,417	15.0
Public Service	\$2,542,562	\$46,203,889	\$40,429,426	(12.5)
Sponsors				
NIH	\$1,698,143	26,380,375	\$22,222,409	(15.8)
NSF	\$1,017,385	\$10,316,825	\$11,104,805	7.6
Proposals				
Submissions	138	1506	1503	(0.2)
Dollars Requested	\$29,666,127	\$208,829,009	\$231,191,958	10.7
Expenditures				
Research Direct	\$6,482,543	\$62,473,892	\$61,920,896	(0.9)
Research IDC	\$1,480,814	\$18,384,777	\$16,911,148	(8.0)
Notable Areas				
Health Science Colleges	\$1,828,032	\$59,504,127	\$57,099,629	(4.0)
Arts and Sciences	\$4,276,997	\$42,505,886	\$28,351,821	(33.3)
Education	\$535,100	\$3,967,377	\$4,461,423	12.5
Engineering & Computing	\$2,476,202	\$14,228,904	\$15,284,112	7.4
Senior and Regional Campuses	\$271,659	\$5,815,877	\$3,400,447	(-41.5)

Summary by Purpose



Summary by Source



Amounts Received (In millions of dollars)

Awards by Department

<u>CAMPUS</u>	CURRENT MONTH May FY2007 New Awards	YEAR TO DATE FY 2006 (July-May)	YEAR TO DATE FY 2007 (July-May)
Arts and Sciences, College of			
African-American Studies Program	0	20,000	0
Anthropology	11,000	7,200	63,408
Archaeology & Anthropology, SC Institute of	32,958	1,216,010	890,305
Art	0	0	118,500
Baruch Institute	100,000	6,262,469	1,377,772
Biological Sciences	281,638	4,798,919	4,502,730
Chemistry & Biochemistry	294,713	5,671,752	3,241,775
COBRE: Center for Colon Cancer Research	0	1,421,892	1,201,150
Criminology & Criminal Justice, Department of	119,900	774,973	153,200
Earth Sciences & Resources Institute	114,233	577,259	523,354
English	0	40,000	232,906
Environment, School of the	75,000	4,604,789	117,816
Geography	362,681	1,292,811	1,887,724
Geological Sciences	497,822	4,731,868	2,572,488
History	0	310,765	313,801
International Studies, Walker Institute of	0	321,582	276,262
Linguistics Program	0	20,000	30,000
Marine Science	20,000	4,850	23,200
Mathematics	673,273	1,009,657	1,304,968
McKissick Museum	0	1,418	35,237
Naval Science	0	3,000	3,000
Philosophy	0	275,000	495,800
Physics & Astronomy	1,007,992	909,348	2,258,832
Political Science	3,600	117,927	41,842
Psychology	627,585	5,554,764	5,279,829
Public Service & Policy Research, Institute for	17,544	1,295,236	914,515
Religious Studies	0	4,000	4,000
Science & Math Administration	0	0	0
Science Education, Center for	0	34,800	140,300
Sociology	0	110,785	111,532
Statistics	37,058	1,095,937	232,200
Theatre and Dance, Department of	0	16,875	3,375
Total:	4,276,997	42,505,886	28,351,821
Business & Finance			
Maintenance Services Director	0	250,000	0
Recycling & Waste Management	0	9,400	0
Total:	0	259,400	0

Awards by Department

<u>CAMPUS</u>	CURRENT MONTH May FY2007 New Awards	YEAR TO DATE FY 2006 (July-May)	YEAR TO DATE FY 2007 (July-May)
Business, Moore School of			
Business, Moore School of - Dean's Office	0	0	401,057
Business, Moore School of - Division of Research	5,000	373,395	20,000
Small Business Development Center	32,549	654,256	651,197
Total:	37,549	1,027,651	1,072,254
Education, College of			
Education	0	72,400	88,813
Education Leadership & Policies	12,200	150,485	289,995
Educational Studies, Department of	0	594,205	813,385
Instruction & Teacher Education	279,500	1,729,326	1,850,956
Office of Program Evaluation	145,400	983,528	837,081
Physical Education	98,000	208,000	258,000
SC Educational Policy Center	0	223,193	323,193
School Improvement Council Assistance	0	6,240	0
Total:	535,100	3,967,377	4,461,423
Engineering & Computing, College of			
Chemical Engineering	296,175	2,904,222	3,935,017
Civil & Environmental Engineering	40,326	1,020,531	673,888
Computer Science & Engineering	358,282	1,727,624	1,929,806
Electrical Engineering	1,476,384	3,054,251	5,060,118
Engineering & Computing, College of	0	19,450	16,200
Mechanical Engineering	305,035	5,274,188	3,580,314
SC Alliance for Minority Participation (SCAMP)	0	228,638	88,769
Total:	2,476,202	14,228,904	15,284,112
Honors College, South Carolina			
Honors College, South Carolina	0	4,385	0
Total:	0	4,385	0
Hospitality, Retail & Sport Management, College of			
Hotel, Restaurant & Tourism Administration	0	105,500	0
Retailing, Department of	0	19,978	151,920
Technology Support & Training Management	5,000	0	5,000
Total:	5,000	125,478	156,920
Law Enforcement & Safety			
Law Enforcement & Safety	0	181,652	0
Total:	0	181,652	0

Awards by Department

<u>CAMPUS</u>	CURRENT MONTH May FY2007 New Awards	YEAR TO DATE FY 2006 (July-May)	YEAR TO DATE FY 2007 (July-May)
Law, School of			
Law, School of	954,511	1,378,448	1,860,865
Total:	954,511	1,378,448	1,860,865
Mass Communications & Information Studies, College			
Journalism & Mass Communications, School of	4,320	286,160	175,017
Library & Information Sciences, School of	0	50,150	727,096
Mass Communications & Information Studies, College of	0	6,312	199,973
Total:	4,320	342,622	1,102,086
Medicine, School of			
Cancer Center, South Carolina	0	107,101	0
Cell & Developmental Biology & Anatomy	318,907	3,884,266	2,441,304
Cell Biology & Neurosciences	0	0	0
Family & Preventive Medicine	0	1,985,416	2,117,135
Health & Safety	0	0	10,000
Internal Medicine	174,493	5,225,179	5,487,073
Medicine Library	0	-361	10,008
Medicine, School of - (Dean)	0	1,205,332	438,429
Neuropsychiatry	12,031	1,289,781	1,642,032
Obstetrics & Gynecology	221	1,068,684	1,127,037
Ophthalmology	314	1,168,251	564,056
Orthopaedic Surgery	0	617,093	722,159
Pathology & Microbiology	153,350	3,575,483	2,229,923
Pediatrics	288,023	6,580,013	4,944,357
Pharmacology, Physiology & Neuroscience	78,958	1,156,276	1,393,869
Radiology	0	18,780	27,276
Research & Special Projects	0	336,297	316,582
Surgery	431	1,174,406	1,312,657
Total:	1,026,728	29,391,997	24,783,897
Music, School of			
Music, School of	0	0	0
Total:	0	0	0
Nursing, College of			
Nursing	211,980	1,532,865	1,259,177
Total:	211,980	1,532,865	1,259,177

Awards by Department

<u>CAMPUS</u>	CURRENT MONTH May FY2007 New Awards	YEAR TO DATE FY 2006 (July-May)	YEAR TO DATE FY 2007 (July-May)
Pharmacy, College of			
Basic Pharmaceutical Sciences	0	1,003,546	546,449
Palmetto Poison Center	0	442,946	477,853
Pharmaceutical Sciences	0	0	766,338
Pharmacy - (Dean)	0	50,000	1,097,698
Pharmacy Practice	0	72,750	10,000
Total:	0	1,569,242	2,898,338
Provost, Office of the			
TRIO Programs	0	1,772,884	1,298,718
Total:	0	1,772,884	1,298,718
Public Health, Arnold School of			
Communication Sciences & Disorders	11,488	304,252	1,617,555
Environmental Health Sciences	116,934	2,718,965	1,806,217
Epidemiology & Biostatistics	21,580	3,264,530	4,174,877
Exercise Science	292,309	2,970,329	3,528,782
Health Promotion, Education & Behavior	71,438	2,958,882	3,234,242
Health Services & Policy Research, Center for	7,500	384,953	1,192,306
Health Services Policy and Management	30,500	2,094,035	1,734,816
Prevention Research Center	0	809,998	1,044,843
Public Health, Arnold School of - Dean	6,051	224,000	227,271
Research & Nutrition & Health Disparities, Center for	0	732,681	1,178,451
Total:	557,800	16,462,625	19,739,360
Research & Health Sciences, Vice President			
Cancer Prevention Control Program	0	335,322	76,371
Research, Vice President for - (General)	66,760	-179,586	24,046,539
Sponsored Awards Management	0	15,138	64,199
Total:	66,760	170,874	24,187,109
Senior & Regional Campuses			
Regional Campuses & Continuing Education	9,900	0	9,900
USC Aiken	94,000	1,071,910	884,260
USC Beaufort	0	728,921	455,357
USC Lancaster	0	686,231	479,294
USC Salkehatchie	102,759	430,093	658,612
USC Sumter	0	296,222	0
USC Union	0	234,229	0
USC Upstate	65,000	2,368,271	913,024
Total:	271,659	5,815,877	3,400,447

Awards by Department

CAMPUS

	CURRENT MONTH May FY2007 New Awards	YEAR TO DATE FY 2006 (July-May)	YEAR TO DATE FY 2007 (July-May)
Social Work, College of			
Families in Society, Institute for	23,979	3,306,277	894,518
Social Work, College of	7,545	7,241,121	7,524,339
Total:	31,524	10,547,398	8,418,857
Student Affairs, Division of			
International Programs for Students	0	16,796	16,740
Student Health	0	1,000	72,040
Student Life	0	9,980	4,990
Total:	0	27,776	93,770
University Libraries			
South Caroliniana Library	0	0	6,689
Thomas Cooper Library	0	75,000	0
Total:	0	75,000	6,689
Report Total:	10,456,130	131,388,341	138,375,843

Sponsored Awards Management

FY2007 - Awards by Source (July-May)

	COM	FED	LOC	OTH	PHI	STA	Total
Total	3,731,979	88,459,135	510,517	1,422,198	15,338,491	28,913,523	138,375,843
Arts and Sciences, College of	791,987	24,751,269	209,590	979,500	905,282	714,193	28,351,821
Anthropology	0	0	0	10,000	53,408	0	63,408
Archaeology & Anthropology, SC Institute of	0	700,224	0	0	0	190,081	890,305
Art	0	10,000	0	0	0	108,500	118,500
Baruch Institute	0	1,351,572	0	0	1,200	25,000	1,377,772
Biological Sciences	50,000	4,228,930	0	0	223,800	0	4,502,730
Chemistry & Biochemistry	162,721	2,850,531	0	0	187,523	41,000	3,241,775
COBRE: Center for Colon Cancer Research	0	1,201,150	0	0	0	0	1,201,150
Criminology & Criminal Justice, Department	0	0	119,900	0	0	33,300	153,200
Earth Sciences & Resources Institute	152,014	328,016	0	0	0	43,324	523,354
English	0	207,906	0	0	25,000	0	232,906
Environment, School of the	0	6,316	0	0	111,500	0	117,816
Geography	0	1,830,891	0	0	20,500	36,333	1,887,724
Geological Sciences	57,232	1,550,469	0	845,000	119,787	0	2,572,488
History	0	147,563	0	110,000	0	56,238	313,801
International Studies, Walker Institute of	0	276,262	0	0	0	0	276,262
Linguistics Program	0	0	0	0	0	30,000	30,000
Marine Science	0	20,000	0	0	3,200	0	23,200

	COM	FED	LOC	OTH	PHI	STA	Total
Mathematics	0	1,223,568	0	0	0	81,400	1,304,968
McKissick Museum	0	30,487	0	0	0	4,750	35,237
Naval Science	0	3,000	0	0	0	0	3,000
Philosophy	0	495,800	0	0	0	0	495,800
Physics & Astronomy	260,739	1,998,093	0	0	0	0	2,258,832
Political Science	0	0	31,690	0	3,600	6,552	41,842
Psychology	47,000	5,088,979	58,000	14,500	56,350	15,000	5,279,829
Public Service & Policy Research, Institute for	0	825,101	0	0	89,414	0	914,515
Religious Studies	0	0	0	0	4,000	0	4,000
Science Education, Center for	5,000	135,300	0	0	0	0	140,300
Sociology	0	111,532	0	0	0	0	111,532
Statistics	57,281	129,579	0	0	6,000	39,340	232,200
Theatre and Dance, Department of	0	0	0	0	0	3,375	3,375
Business, Moore School of	20,000	1,052,254	0	0	0	0	1,072,254
Business, Moore School of - Dean's Office	0	401,057	0	0	0	0	401,057
Business, Moore School of - Division of Business	20,000	0	0	0	0	0	20,000
Small Business Development Center	0	651,197	0	0	0	0	651,197
Education, College of	16,825	3,125,402	237,500	104,470	45,352	931,874	4,461,423
Education	0	68,205	0	0	0	20,608	88,813
Education Leadership & Policies	9,825	78,000	5,500	86,470	0	110,200	289,995
Educational Studies, Department of	0	669,850	0	0	37,352	106,183	813,385
Instruction & Teacher Education	7,000	1,610,456	0	0	0	233,500	1,850,956
Office of Program Evaluation	0	475,698	0	0	0	361,383	837,081
Physical Education	0	0	232,000	18,000	8,000	0	258,000

	COM	FED	LOC	OTH	PHI	STA	Total
SC Educational Policy Center	0	223,193	0	0	0	100,000	323,193
Engineering & Computing, College of	1,453,432	13,145,858	0	0	231,687	453,135	15,284,112
Chemical Engineering	553,094	3,052,013	0	0	166,000	163,910	3,935,017
Civil & Environmental Engineering	17,500	630,438	0	0	0	25,950	673,888
Computer Science & Engineering	57,268	1,872,538	0	0	0	0	1,929,806
Electrical Engineering	68,894	4,991,224	0	0	0	0	5,060,118
Engineering & Computing, College of	0	16,200	0	0	0	0	16,200
Mechanical Engineering	756,676	2,583,445	0	0	65,687	174,506	3,580,314
SC Alliance for Minority Participation (SCAMP)	0	0	0	0	0	88,769	88,769
Hospitality, Retail & Sport Management,	3,000	148,920	0	0	5,000	0	156,920
Hotel, Restaurant & Tourism Administration	0	0	0	0	0	0	0
Retailing, Department of	3,000	148,920	0	0	0	0	151,920
Technology Support & Training Management	0	0	0	0	5,000	0	5,000
Law, School of	0	1,689,259	0	0	71,606	100,000	1,860,865
Law, School of	0	1,689,259	0	0	71,606	100,000	1,860,865
Mass Communications & Information Stu	10,000	1,052,235	0	0	6,200	33,651	1,102,086
Journalism & Mass Communications, School of	10,000	131,597	0	0	6,200	27,220	175,017
Library & Information Sciences, School of	0	720,665	0	0	0	6,431	727,096
Mass Communications & Information Studies, College of	0	199,973	0	0	0	0	199,973
Medicine, School of	702,074	13,428,004	0	107,898	10,189,612	356,309	24,783,897
Cell & Developmental Biology & Anatomy	0	2,266,789	0	0	174,515	0	2,441,304
Cell Biology & Neurosciences	0	0	0	0	0	0	0
Family & Preventive Medicine	0	746,000	0	0	1,294,378	76,757	2,117,135
Health & Safety	0	0	0	0	0	10,000	10,000

	COM	FED	LOC	OTH	PHI	STA	Total
Internal Medicine	293,352	2,649,234	0	107,500	2,436,987	0	5,487,073
Medicine Library	0	10,008	0	0	0	0	10,008
Medicine, School of - (Dean)	0	0	0	0	438,429	0	438,429
Neuropsychiatry	244,660	401,457	0	0	865,315	130,600	1,642,032
Obstetrics & Gynecology	0	12,200	0	398	1,049,487	64,952	1,127,037
Ophthalmology	5,727	-114,468	0	0	672,797	0	564,056
Orthopaedic Surgery	0	0	0	0	722,159	0	722,159
Pathology & Microbiology	37,372	2,167,551	0	0	25,000	0	2,229,923
Pediatrics	37,518	4,100,353	0	0	786,986	19,500	4,944,357
Pharmacology, Physiology & Neuroscience	83,014	1,132,355	0	0	178,500	0	1,393,869
Radiology	0	27,276	0	0	0	0	27,276
Research & Special Projects	0	0	0	0	262,082	54,500	316,582
Surgery	431	29,249	0	0	1,282,977	0	1,312,657
Nursing, College of	0	961,902	0	0	297,275	0	1,259,177
Nursing	0	961,902	0	0	297,275	0	1,259,177
Pharmacy, College of	154,359	1,336,188	0	83,700	335,460	988,631	2,898,338
Basic Pharmaceutical Sciences	144,359	119,628	0	0	282,462	0	546,449
Palmetto Poison Center	0	450,222	0	21,200	0	6,431	477,853
Pharmaceutical Sciences	0	766,338	0	0	0	0	766,338
Pharmacy - (Dean)	0	0	0	62,500	52,998	982,200	1,097,698
Pharmacy Practice	10,000	0	0	0	0	0	10,000
Provost, Office of the	0	1,298,718	0	0	0	0	1,298,718
TRIO Programs	0	1,298,718	0	0	0	0	1,298,718
Public Health, Arnold School of	563,246	16,791,305	8,421	21,359	1,932,670	422,359	19,739,360

	COM	FED	LOC	OTH	PHI	STA	Total
Communication Sciences & Disorders	10,041	1,546,135	5,379	56,000	0	0	1,617,555
Environmental Health Sciences	0	1,806,217	0	0	0	0	1,806,217
Epidemiology & Biostatistics	131,527	3,615,897	0	2,430	241,700	183,323	4,174,877
Exercise Science	295,645	2,645,523	0	7,500	580,114	0	3,528,782
Health Promotion, Education & Behavior	3,648	2,734,254	3,042	72,326	348,092	72,880	3,234,242
Health Services & Policy Research, Center for	0	1,270,519	0	-191,819	14,400	99,206	1,192,306
Health Services Policy and Management	89,953	893,800	0	45,600	658,064	47,399	1,734,816
Prevention Research Center	32,432	1,012,411	0	0	0	0	1,044,843
Public Health, Arnold School of - Dean	0	117,420	0	0	90,300	19,551	227,271
Research & Nutrition & Health Disparities, Center for	0	1,149,129	0	29,322	0	0	1,178,451
Research & Health Sciences, Vice President	0	822,805	0	56,443	404,653	23,797,726	25,081,627
Cancer Prevention Control Program	0	76,371	0	0	0	0	76,371
Families in Society, Institute for	0	700,475	0	16,443	177,600	0	894,518
Research, Vice President for - (General)	0	66,760	0	40,000	142,053	23,797,726	24,046,539
Sponsored Awards Management	0	-20,801	0	0	85,000	0	64,199
Senior & Regional Campuses	0	0	0	0	0	9,900	9,900
Regional Campuses & Continuing Education	0	0	0	0	0	9,900	9,900
Social Work, College of	7,056	6,839,464	5,006	33,128	218,424	421,261	7,524,339
Social Work, College of	7,056	6,839,464	5,006	33,128	218,424	421,261	7,524,339
Student Affairs, Division of	0	88,780	0	0	4,990	0	93,770
International Programs for Students	0	16,740	0	0	0	0	16,740
Student Health	0	72,040	0	0	0	0	72,040
Student Life	0	0	0	0	4,990	0	4,990
University Libraries	0	6,689	0	0	0	0	6,689

	COM	FED	LOC	OTH	PHI	STA	Total
South Caroliniana Library	0	6,689	0	0	0	0	6,689
USC Aiken	0	193,696	50,000	35,000	65,000	540,564	884,260
USC Aiken	0	193,696	50,000	35,000	65,000	540,564	884,260
USC Beaufort	0	265,711	0	0	85,400	104,246	455,357
USC Beaufort	0	265,711	0	0	85,400	104,246	455,357
USC Lancaster	0	479,294	0	0	0	0	479,294
USC Lancaster	0	479,294	0	0	0	0	479,294
USC Salkehatchie	0	299,704	0	0	355,190	3,718	658,612
USC Salkehatchie	0	299,704	0	0	355,190	3,718	658,612
USC Sumter	0	0	0	0	0	0	0
USC Sumter	0	0	0	0	0	0	0
USC Union	0	0	0	0	0	0	0
USC Union	0	0	0	0	0	0	0
USC Upstate	10,000	681,678	0	700	184,690	35,956	913,024
USC Upstate	10,000	681,678	0	700	184,690	35,956	913,024

Sponsored Awards Management

FY2007 - Awards by Purpose (July-May)

	Equipment	GA Work Experience	Research	Service	Training	Total
Total	399,581	1,322,283	97,546,836	26,647,284	12,459,859	138,375,843
Arts and Sciences, College of	0	315,449	25,419,528	1,524,163	1,092,681	28,351,821
Anthropology	0	11,000	42,408	10,000	0	63,408
Archaeology & Anthropology, SC Institute of	0	0	890,305	0	0	890,305
Art	0	0	110,000	0	8,500	118,500
Baruch Institute	0	0	1,362,772	15,000	0	1,377,772
Biological Sciences	0	0	3,999,660	234,174	268,896	4,502,730
Chemistry & Biochemistry	0	0	3,126,959	69,103	45,713	3,241,775
COBRE: Center for Colon Cancer Research	0	0	1,201,150	0	0	1,201,150
Criminology & Criminal Justice, Department of	0	0	33,300	119,900	0	153,200
Earth Sciences & Resources Institute	0	0	480,030	0	43,324	523,354
English	0	0	33,000	0	199,906	232,906
Environment, School of the	0	0	42,816	75,000	0	117,816
Geography	0	36,333	1,851,391	0	0	1,887,724
Geological Sciences	0	0	2,556,042	16,446	0	2,572,488
History	0	56,238	110,000	147,563	0	313,801

	Equipment	GA Work Experience	Research	Service	Training	Total
International Studies, Walker Institute of	0	0	0	0	276,262	276,262
Linguistics Program	0	30,000	0	0	0	30,000
Marine Science	0	0	23,200	0	0	23,200
Mathematics	0	0	1,304,968	0	0	1,304,968
McKissick Museum	0	0	35,237	0	0	35,237
Naval Science	0	0	0	0	3,000	3,000
Philosophy	0	0	495,800	0	0	495,800
Physics & Astronomy	0	0	2,258,832	0	0	2,258,832
Political Science	0	38,242	0	3,600	0	41,842
Psychology	0	91,000	4,829,327	248,862	110,640	5,279,829
Public Service & Policy Research, Institute for	0	0	335,000	579,515	0	914,515
Religious Studies	0	0	4,000	0	0	4,000
Science Education, Center for	0	0	15,300	5,000	120,000	140,300
Sociology	0	0	111,532	0	0	111,532
Statistics	0	49,261	166,499	0	16,440	232,200
Theatre and Dance, Department of	0	3,375	0	0	0	3,375
Business, Moore School of	0	0	421,057	651,197	0	1,072,254
Business, Moore School of - Dean's Office	0	0	401,057	0	0	401,057
Business, Moore School of - Division of Research	0	0	20,000	0	0	20,000
Small Business Development Center	0	0	0	651,197	0	651,197
Education, College of	0	352,713	777,350	818,847	2,512,513	4,461,423
Education	0	0	68,205	11,500	9,108	88,813
Education Leadership & Policies	0	96,295	0	115,700	78,000	289,995

	Equipment	GA Work Experience	Research	Service	Training	Total
Educational Studies, Department of	0	6,418	227,137	0	579,830	813,385
Instruction & Teacher Education	0	0	1,500	146,000	1,703,456	1,850,956
Office of Program Evaluation	0	0	237,315	457,647	142,119	837,081
Physical Education	0	250,000	0	8,000	0	258,000
SC Educational Policy Center	0	0	243,193	80,000	0	323,193
Engineering & Computing, College of	65,361	78,978	14,186,454	177,825	775,494	15,284,112
Chemical Engineering	55,361	42,510	3,781,231	6,125	49,790	3,935,017
Civil & Environmental Engineering	10,000	0	637,438	500	25,950	673,888
Computer Science & Engineering	0	36,468	1,613,822	0	279,516	1,929,806
Electrical Engineering	0	0	5,060,118	0	0	5,060,118
Engineering & Computing, College of	0	0	0	16,200	0	16,200
Mechanical Engineering	0	0	3,005,076	155,000	420,238	3,580,314
SC Alliance for Minority Participation (SCAMP)	0	0	88,769	0	0	88,769
Hospitality, Retail & Sport Management,	0	0	153,920	3,000	0	156,920
Hotel, Restaurant & Tourism Administration	0	0	0	0	0	0
Retailing, Department of	0	0	148,920	3,000	0	151,920
Technology Support & Training Management	0	0	5,000	0	0	5,000
Law, School of	25,000	0	0	765,882	1,069,983	1,860,865
Law, School of	25,000	0	0	765,882	1,069,983	1,860,865
Mass Communications & Information	0	33,651	0	12,910	1,055,525	1,102,086
Journalism & Mass Communications, School of	0	27,220	0	12,910	134,887	175,017
Library & Information Sciences, School of	0	6,431	0	0	720,665	727,096

	Equipment	GA Work Experience	Research	Service	Training	Total
Mass Communications & Information Studies, C	0	0	0	0	199,973	199,973
Medicine, School of	178,850	0	7,403,739	15,784,562	1,416,746	24,783,897
Cell & Developmental Biology & Anatomy	178,850	0	2,229,220	0	33,234	2,441,304
Cell Biology & Neurosciences	0	0	0	0	0	0
Family & Preventive Medicine	0	0	638,045	1,411,783	67,307	2,117,135
Health & Safety	0	0	0	10,000	0	10,000
Internal Medicine	0	0	421,732	5,050,526	14,815	5,487,073
Medicine Library	0	0	0	5,508	4,500	10,008
Medicine, School of - (Dean)	0	0	0	130,429	308,000	438,429
Neuropsychiatry	0	0	417,117	974,915	250,000	1,642,032
Obstetrics & Gynecology	0	0	12,598	1,114,439	0	1,127,037
Ophthalmology	0	0	-108,741	672,797	0	564,056
Orthopaedic Surgery	0	0	0	722,159	0	722,159
Pathology & Microbiology	0	0	2,229,923	0	0	2,229,923
Pediatrics	0	0	125,382	4,117,447	701,528	4,944,357
Pharmacology, Physiology & Neuroscience	0	0	1,356,507	0	37,362	1,393,869
Radiology	0	0	27,276	0	0	27,276
Research & Special Projects	0	0	25,000	291,582	0	316,582
Surgery	0	0	29,680	1,282,977	0	1,312,657
Nursing, College of	0	0	464,762	0	794,415	1,259,177
Nursing	0	0	464,762	0	794,415	1,259,177
Pharmacy, College of	0	0	1,343,987	1,554,351	0	2,898,338
Basic Pharmaceutical Sciences	0	0	546,449	0	0	546,449

	Equipment	GA Work Experience	Research	Service	Training	Total
Palmetto Poison Center	0	0	21,200	456,653	0	477,853
Pharmaceutical Sciences	0	0	766,338	0	0	766,338
Pharmacy - (Dean)	0	0	0	1,097,698	0	1,097,698
Pharmacy Practice	0	0	10,000	0	0	10,000
Provost, Office of the	0	0	0	1,298,718	0	1,298,718
TRIO Programs	0	0	0	1,298,718	0	1,298,718
Public Health, Arnold School of	0	442,389	15,723,733	968,069	2,605,169	19,739,360
Communication Sciences & Disorders	0	7,652	1,222,615	0	387,288	1,617,555
Environmental Health Sciences	0	0	672,403	0	1,133,814	1,806,217
Epidemiology & Biostatistics	0	88,389	3,684,805	68,100	333,583	4,174,877
Exercise Science	0	23,500	3,453,282	52,000	0	3,528,782
Health Promotion, Education & Behavior	0	101,896	2,854,776	277,570	0	3,234,242
Health Services & Policy Research, Center for	0	0	784,133	408,173	0	1,192,306
Health Services Policy and Management	0	207,452	828,425	40,875	658,064	1,734,816
Prevention Research Center	0	0	1,044,843	0	0	1,044,843
Public Health, Arnold School of - Dean	0	13,500	0	121,351	92,420	227,271
Research & Nutrition & Health Disparities, Cente	0	0	1,178,451	0	0	1,178,451
Research & Health Sciences, Vice President	40,000	0	24,849,445	192,182	0	25,081,627
Cancer Prevention Control Program	0	0	76,371	0	0	76,371
Families in Society, Institute for	0	0	854,096	40,422	0	894,518
Research, Vice President for - (General)	40,000	0	23,939,779	66,760	0	24,046,539
Sponsored Awards Management	0	0	-20,801	85,000	0	64,199

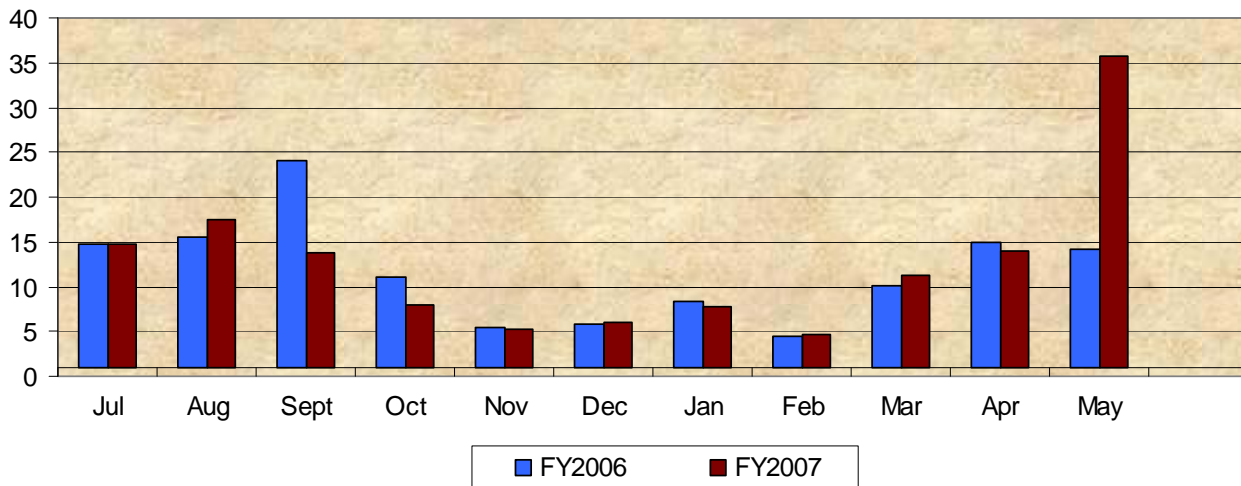
	Equipment	GA Work Experience	Research	Service	Training	Total
Senior & Regional Campuses	0	0	0	9,900	0	9,900
Regional Campuses & Continuing Education	0	0	0	9,900	0	9,900
Social Work, College of	0	99,103	6,621,534	656,892	146,810	7,524,339
Social Work, College of	0	99,103	6,621,534	656,892	146,810	7,524,339
Student Affairs, Division of	0	0	4,990	0	88,780	93,770
International Programs for Students	0	0	0	0	16,740	16,740
Student Health	0	0	0	0	72,040	72,040
Student Life	0	0	4,990	0	0	4,990
University Libraries	0	0	6,689	0	0	6,689
South Caroliniana Library	0	0	6,689	0	0	6,689
USC Aiken	0	0	138,542	596,298	149,420	884,260
USC Aiken	0	0	138,542	596,298	149,420	884,260
USC Beaufort	0	0	0	357,111	98,246	455,357
USC Beaufort	0	0	0	357,111	98,246	455,357
USC Lancaster	0	0	20	479,274	0	479,294
USC Lancaster	0	0	20	479,274	0	479,294
USC Salkehatchie	0	0	0	551,362	107,250	658,612
USC Salkehatchie	0	0	0	551,362	107,250	658,612
USC Sumter	0	0	0	0	0	0
USC Sumter	0	0	0	0	0	0
USC Union	0	0	0	0	0	0

	Equipment	GA Work Experience	Research	Service	Training	Total
USC Union	0	0	0	0	0	0
USC Upstate	90,370	0	31,086	244,741	546,827	913,024
USC Upstate	90,370	0	31,086	244,741	546,827	913,024

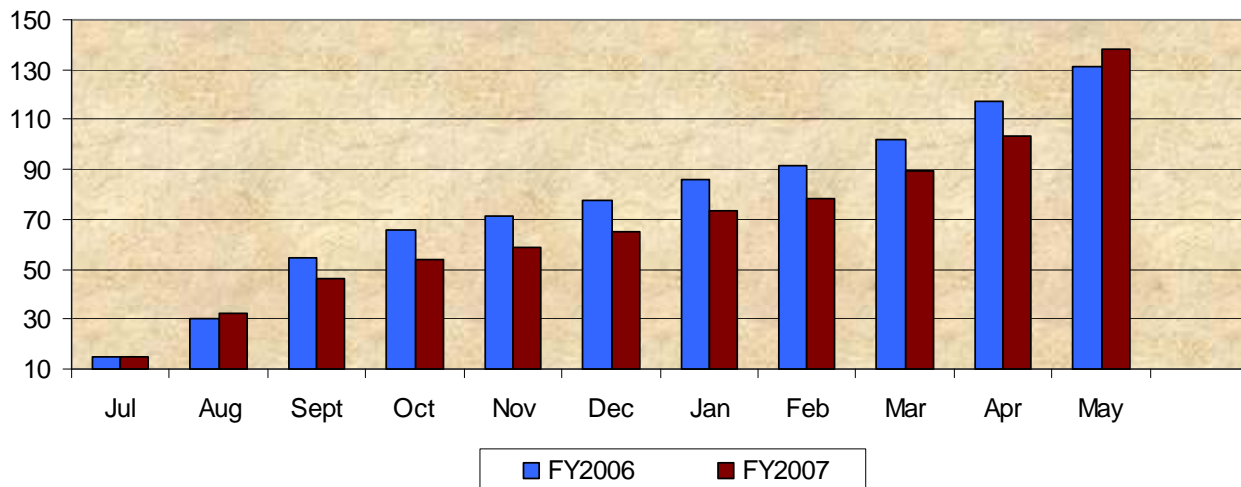
Funding Agency Comparison Report Year-To-Date - May - FY2007

	<u>FY2006</u>	<u>FY2007</u>	<u>% CHG</u>
NIH Awards	\$26,380,375	\$22,222,409	(15.8)
Dept. Of Education Awards	\$9,978,517	\$7,750,782	(22.3)
Dept. Of Defense Awards	\$7,459,809	\$9,684,042	29.8
NSF Awards	\$10,316,825	\$11,104,805	7.6
Non Profit Awards	\$17,963,668	\$16,760,689	(6.7)
State and Municipalities Awards	\$4,265,710	\$29,424,040	589.8
Dept. Of Energy Awards	\$4,314,364	\$2,710,829	(37.2)
Business and Industry Awards	\$3,268,542	\$3,731,979	14.2

Amounts Awarded (In millions of dollars)



Cumulative Amounts Awarded (In millions of dollars)



Proposals by Department

<u>CAMPUS</u>	CURRENT MONTH May FY2007		YEAR TO DATE FY 2006 (July-May)		YEAR TO DATE FY 2007 (July-May)	
Arts and Sciences, College of						
African-American Studies Program	0	0	1	15,000	1	20,000
Anthropology	1	11,000	8	599,950	6	650,084
Archaeology & Anthropology, SC Institute of	2	792,708	12	1,114,193	13	1,988,232
Art	0	0	1	31,848	2	108,500
Arts and Sciences - (Dean)	0	0	0	0	1	288,354
Baruch Institute	1	2,468	36	8,332,615	34	3,275,309
Biological Sciences	7	1,139,590	81	7,305,942	67	8,521,962
Chemistry & Biochemistry	7	1,682,111	86	11,309,450	71	10,734,641
COBRE: Center for Colon Cancer Research	0	0	4	2,722,348	2	1,741,060
Criminology & Criminal Justice, Department of	2	165,382	10	419,605	5	227,879
Earth Sciences & Resources Institute	0	0	12	704,943	8	413,600
English	2	90,400	8	349,690	7	517,142
Environment, School of the	1	1,454,685	4	736,874	6	5,630,795
Foreign Languages	0	0	0	0	1	93,491
Geography	1	53,766	26	1,398,380	24	1,207,464
Geological Sciences	2	135,385	54	6,979,989	46	8,702,617
History	0	0	18	621,730	22	876,240
International Studies, Walker Institute of	0	0	1	321,583	1	276,262
Languages, Literatures, and Cultures, Department of	1	50,400	0	0	2	100,400
Linguistics Program	0	0	1	20,000	4	36,662
Marine Science	0	0	1	1,200	6	44,851
Mathematics	2	154,247	23	1,406,235	27	2,585,975
McKissick Museum	0	0	2	8,918	1	32,306
Philosophy	0	0	1	274,650	1	130,730
Physics & Astronomy	3	997,202	22	2,984,830	18	2,731,040
Political Science	0	0	12	340,213	10	194,183
Psychology	2	62,939	49	19,427,034	49	7,751,213
Public Service & Policy Research, Institute for	2	202,930	11	619,981	11	377,260
Religious Studies	0	0	0	0	2	20,200
Science Education, Center for	0	0	6	1,179,478	7	683,498
Sociology	0	0	9	292,229	6	327,438
Southern Studies, Institute for	0	0	0	0	1	166,477
Statistics	3	93,520	14	680,353	15	477,586
Theatre and Dance, Department of	0	0	1	16,875	1	3,375
Total:	39	7,088,733	514	70,216,136	478	60,936,826

Proposals by Department

<u>CAMPUS</u>		CURRENT MONTH May FY2007		YEAR TO DATE FY 2006 (July-May)		YEAR TO DATE FY 2007 (July-May)	
Business & Finance							
	Environmental Health and Safety	3	116,662	0	0	3	116,662
	Recycling & Waste Management	0	0	1	9,400	0	0
	Total:	3	116,662	1	9,400	3	116,662
Business, Moore School of							
	Business, Moore School of - Dean's Office	0	0	1	450,000	2	53,057
	Business, Moore School of - Division of Research	2	9,000	3	373,395	10	126,062
	Small Business Development Center	0	0	4	1,657,375	3	1,355,742
	Total:	2	9,000	8	2,480,770	15	1,534,861
Development Office							
	Development Office	0	0	1	100,000	0	0
	Total:	0	0	1	100,000	0	0
Education, College of							
	Education	0	0	0	0	4	87,848
	Education Leadership & Policies	2	22,200	8	187,275	11	141,042
	Educational Studies, Department of	0	0	11	1,059,545	13	1,153,807
	Instruction & Teacher Education	3	390,525	17	1,303,186	24	2,383,438
	Office of Program Evaluation	0	0	9	358,214	10	588,460
	Physical Education	2	98,000	6	208,000	9	900,085
	SC Educational Policy Center	0	0	0	0	1	100,000
	School Improvement Council Assistance	0	0	1	6,240	0	0
	Total:	7	510,725	52	3,122,460	72	5,354,680
Engineering & Computing, College of							
	Chemical Engineering	5	3,671,270	70	6,834,197	85	22,150,475
	Civil & Environmental Engineering	2	114,986	43	2,998,156	42	3,897,520
	Computer Science & Engineering	2	449,538	39	3,983,286	41	8,616,882
	Electrical Engineering	1	24,889	31	4,526,617	50	7,648,830
	Engineering & Computing, College of	0	0	3	19,450	0	0
	Mechanical Engineering	4	560,333	63	7,419,268	60	4,560,183
	SC Alliance for Minority Participation (SCAMP)	0	0	2	228,638	2	267,769
	Total:	14	4,821,016	251	26,009,612	280	47,141,659
Equal Opportunity Programs							
	Equal Opportunity Programs	0	0	0	0	1	56,953
	Total:	0	0	0	0	1	56,953
Honors College, South Carolina							
	Honors College, South Carolina	0	0	2	15,495	2	22,164
	Total:	0	0	2	15,495	2	22,164

Proposals by Department

<u>CAMPUS</u>	CURRENT MONTH May FY2007		YEAR TO DATE FY 2006 (July-May)		YEAR TO DATE FY 2007 (July-May)	
Hospitality, Retail & Sport Management, College of						
Hospitality, Retail & Sport Management - (Dean)	0	0	0	0	1	3,500,000
Hotel, Restaurant & Tourism Administration	1	3,500	3	78,500	7	636,710
Retailing, Department of	0	0	4	298,513	0	0
Sport & Entertainment Management	0	0	1	35,000	0	0
Technology Support & Training Management	0	0	0	0	3	200,000
Total:	1	3,500	8	412,013	11	4,336,710
Law Enforcement & Safety						
Law Enforcement & Safety	0	0	1	181,652	0	0
Total:	0	0	1	181,652	0	0
Law, School of						
Law, School of	2	1,057,905	14	1,741,475	11	2,077,911
Total:	2	1,057,905	14	1,741,475	11	2,077,911
Mass Communications & Information Studies, College						
Journalism & Mass Communications, School of	0	0	8	278,040	8	164,397
Library & Information Sciences, School of	0	0	4	338,288	2	121,438
Mass Communications & Information Studies, College o	0	0	4	374,531	3	212,632
Total:	0	0	16	990,859	13	498,467
Medicine, College of						
Biostatistics, Bioinformatics and Epidemiology	0	0	2	157,984	0	0
Hollings Cancer Center	0	0	1	118,310	0	0
Total:	0	0	3	276,294	0	0

Proposals by Department

<u>CAMPUS</u>	CURRENT MONTH May FY2007		YEAR TO DATE FY 2006 (July-May)		YEAR TO DATE FY 2007 (July-May)	
Medicine, School of						
Cancer Center, South Carolina	0	0	8	387,798	0	0
Cell & Developmental Biology & Anatomy	4	1,183,980	51	9,959,067	33	5,333,029
Cell Biology & Neurosciences	0	0	3	361,000	0	0
Family & Preventive Medicine	0	0	6	1,175,257	8	1,636,733
Internal Medicine	1	74,872	19	3,457,438	19	10,075,617
Medicine Library	0	0	2	11,568	1	5,508
Medicine, School of - (Dean)	0	0	2	95,000	2	584,622
Neuropsychiatry	0	0	13	1,418,084	9	497,456
Obstetrics & Gynecology	0	0	4	117,652	4	355,106
Ophthalmology	0	0	3	961,455	6	912,718
Pathology & Microbiology	4	746,300	42	6,569,043	36	11,462,825
Pediatrics	0	0	24	5,332,174	18	4,678,341
Pharmacology, Physiology & Neuroscience	5	943,503	24	3,669,434	16	3,317,486
Radiology	0	0	1	26,668	0	0
Research & Special Projects	1	10,000	4	165,587	6	193,722
Surgery	0	0	4	584,570	1	550,506
Total:	15	2,958,655	210	34,291,795	159	39,603,669
Music, School of						
Music, School of	0	0	0	0	1	92,881
Total:	0	0	0	0	1	92,881
Nursing, College of						
Nursing	1	5,000	8	3,137,980	14	3,810,939
Total:	1	5,000	8	3,137,980	14	3,810,939
Pharmacy, College of						
Basic Pharmaceutical Sciences	1	255,034	15	2,727,106	18	2,739,583
Palmetto Poison Center	0	0	1	6,010	4	483,947
Pharmaceutical Sciences	0	0	6	1,083,113	3	633,558
Pharmacy - (Dean)	0	0	1	60,000	0	0
Pharmacy Practice	0	0	2	284,603	0	0
Total:	1	255,034	25	4,160,832	25	3,857,088
Provost, Office of the						
TRIO Programs	0	0	4	1,000,478	3	972,115
Total:	0	0	4	1,000,478	3	972,115

Proposals by Department

<u>CAMPUS</u>	CURRENT MONTH May FY2007		YEAR TO DATE FY 2006 (July-May)		YEAR TO DATE FY 2007 (July-May)	
Public Health, Arnold School of						
Communication Sciences & Disorders	2	11,489	20	2,792,147	24	1,928,243
Environmental Health Sciences	1	377,996	11	964,242	12	2,792,525
Epidemiology & Biostatistics	6	614,004	60	13,548,338	63	14,202,912
Exercise Science	4	618,751	33	4,092,233	36	6,828,008
Health Promotion, Education & Behavior	7	2,845,776	27	5,473,728	39	4,599,694
Health Services & Policy Research, Center for	1	55,152	10	529,184	10	985,553
Health Services Policy and Management	7	3,293,195	46	1,339,134	50	4,579,090
Prevention Research Center	3	990,000	9	2,943,352	6	1,679,350
Public Health, Arnold School of - Dean	1	242,000	4	379,645	6	904,265
Public Health, Arnold School of - General	0	0	2	308,083	0	0
Research & Nutrition & Health Disparities, Center for	3	1,077,673	22	3,881,603	13	2,208,509
Total:	35	10,126,036	244	36,251,689	259	40,708,149
Research & Health Sciences, Vice President						
Cancer Prevention Control Program	0	0	4	354,918	1	6,869
Health Disparities, Institute for	0	0	0	0	1	1,497,351
Hydrogen Fuel Cell Research, Institute for	0	0	3	388,080	0	0
IDeA Networks of Biomedical Research Excellence (INB)	0	0	1	3,195,418	0	0
NanoCenter	0	0	1	0	1	61,465
Research, Vice President for - (General)	0	0	3	80,414	3	232,053
Sponsored Awards Management	0	0	0	0	1	86,436
Total:	0	0	12	4,018,830	7	1,884,174
Senior & Regional Campuses						
Regional Campuses & Continuing Education	1	9,900	0	0	1	9,900
USC Aiken	3	168,078	20	1,446,430	23	1,962,619
USC Beaufort	3	193,246	5	383,607	13	1,635,776
USC Lancaster	0	0	5	229,025	4	269,440
USC Salkehatchie	1	67,759	9	771,403	16	1,338,557
USC Sumter	0	0	3	12,506	3	9,538
USC Upstate	1	328,587	23	1,232,721	21	2,653,540
Total:	9	767,570	65	4,075,692	81	7,879,370
Social Work, College of						
Families in Society, Institute for	2	1,749,219	8	869,447	9	2,601,619
Social Work, College of	5	73,272	52	13,722,712	52	7,192,012
Total:	7	1,822,491	60	14,592,159	61	9,793,631

Proposals by Department

CAMPUS

	CURRENT MONTH May FY2007		YEAR TO DATE FY 2006 (July-May)		YEAR TO DATE FY 2007 (July-May)	
Student Affairs, Division of						
Housing & Residential Services	0	0	1	143,222	0	0
Student Health	0	0	2	73,040	3	158,033
Student Life	0	0	1	147,126	1	147,521
Total:	0	0	4	363,388	4	305,554
University Libraries						
Thomas Cooper Library	1	100,000	3	1,380,000	2	183,695
Total:	1	100,000	3	1,380,000	2	183,695
University Technology Services						
University Technology Services	1	23,800	0	0	1	23,800
Total:	1	23,800	0	0	1	23,800
Report Total:	138	29,666,127	1506	208,829,009	1503	231,191,958