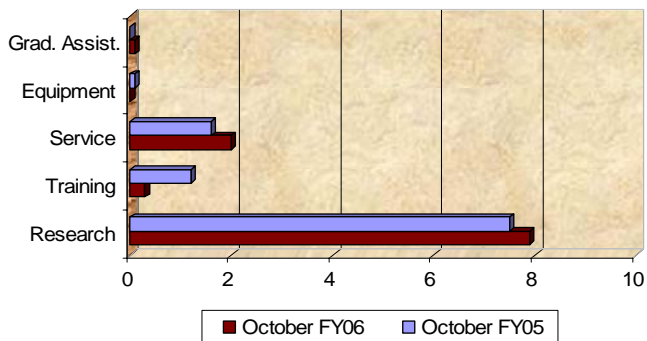


Sponsored Awards Management (SAM)

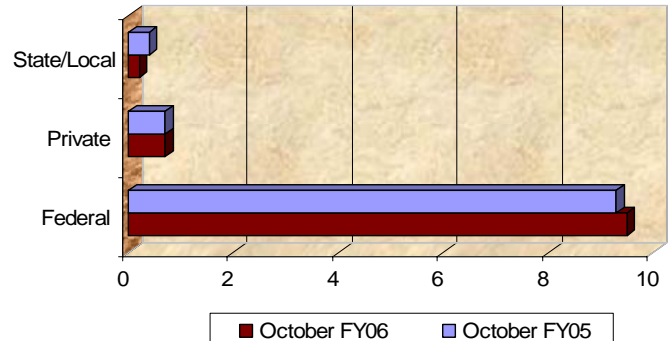
Monthly Report Summary - October 2005

SAM ACTIVITY	October FY2006 New Awards	YTD FY2005 (July-Oct)	YTD FY2006 (July-Oct)	YTD % Change
Award Totals (FY2006)	\$10,361,337	\$55,776,350	\$65,781,177	17.9
Source				
Federal	\$9,479,931	\$47,360,344	\$54,979,818	16.1
Private	\$683,350	\$5,480,145	\$8,238,396	50.3
State/Local	\$198,056	\$2,935,861	\$2,562,963	(12.7)
Purpose				
Research	\$7,915,546	\$36,465,059	\$43,486,199	19.3
Public Service	\$2,445,791	\$19,311,291	\$22,294,978	15.5
Sponsors				
NIH	\$2,534,373	\$12,704,956	\$16,733,956	31.7
NSF	\$166,194	\$3,544,457	\$5,797,570	63.6
Proposals				
Submissions	95	497	553	11.3
Dollars Requested	\$10,895,735	\$78,295,636	\$57,460,429	(26.6)
Expenditures				
Research Direct	\$4,737,794	\$23,083,907	\$25,157,849	9.0
Research IDC	\$1,223,230	\$4,401,501	\$5,850,035	32.9
Notable Areas				
Health Science Colleges	\$5,086,293	\$24,942,470	\$30,083,700	20.6
Education	\$236,665	\$2,192,917	\$2,244,235	2.3
Engineering & IT	\$1,164,046	\$4,652,671	\$4,876,224	4.8
Arts and Sciences	\$3,441,815	\$17,474,219	\$21,475,277	22.9
Senior and Regional Campuses	\$173,025	\$3,678,440	\$4,490,312	22.1

Summary by Purpose



Summary by Source



Amounts Received (In millions of dollars)

Awards by Department

<u>CAMPUS</u>	CURRENT MONTH October FY2005 New Awards	YEAR TO DATE FY 2005 (July-Oct.)	YEAR TO DATE FY 2006 (July-Oct.)
Arts and Sciences, College of			
African-American Studies Program	20,000	0	20,000
Anthropology	0	0	6,000
Archaeology & Anthropology, SC Institute of	181,639	474,628	353,284
Art	0	10,000	0
Baruch Institute	1,075,123	5,072,361	4,784,288
Biological Sciences	424,791	3,832,866	2,695,655
Chemistry & Biochemistry	841,819	2,652,997	2,773,796
COBRE: Center for Colon Cancer Research	0	1,237,700	1,347,804
Criminology & Criminal Justice, Department of	0	455,042	698,439
English	0	18,697	0
Geography	8,506	1,027,235	720,097
Geological Sciences	401,926	851,767	2,641,251
History	0	238,983	55,838
Linguistics Program	0	0	20,000
Mathematics	0	461,205	72,734
McKissick Museum	0	1,250	0
Naval Science	3,000	3,000	3,000
Philosophy	0	0	275,000
Physics & Astronomy	10,000	493,050	504,589
Political Science	0	42,225	33,576
Psychology	404,490	-7,423	3,054,930
Public Service & Policy Research, Institute for	3,510	31,850	391,246
Religious Studies	0	4,000	4,000
Science & Math Administration	0	0	0
Science Education, Center for	0	0	19,500
Sociology	0	159,652	110,785
Statistics	67,011	389,509	872,590
Theatre and Dance, Department of	0	23,625	16,875
Total:	3,441,815	17,474,219	21,475,277
Business & Finance			
Facilities Management/Operational Services	0	6,200	0
Maintenance Services Director	0	0	250,000
Total:	0	6,200	250,000
Business, Moore School of			
Business, Moore School of - Dean's Office	0	103,268	0
Business, Moore School of - Division of Research	0	397,456	365,645
Total:	0	500,724	365,645

Awards by Department

<u>CAMPUS</u>	CURRENT MONTH October FY2005 New Awards	YEAR TO DATE FY 2005 (July-Oct.)	YEAR TO DATE FY 2006 (July-Oct.)
Education, College of			
Education	0	25,931	0
Education Leadership & Policies	0	39,881	76,685
Educational Studies, Department of	39,447	335,664	314,960
Instruction & Teacher Education	165,218	1,536,890	1,269,399
Office of Program Evaluation	0	126,400	375,191
Physical Education	32,000	28,151	208,000
SC Educational Policy Center	0	100,000	0
Total:	236,665	2,192,917	2,244,235
Engineering & Information Technology, College of			
Chemical Engineering	244,749	3,016,076	1,562,996
Civil & Environmental Engineering	0	374,163	756,355
Computer Science & Engineering	188,487	38,388	745,327
Electrical Engineering	436,311	161,302	599,742
Engineering & Information Technology, College of	86,301	155,951	189,113
Mechanical Engineering	163,560	906,791	978,053
SC Alliance for Minority Participation (SCAMP)	44,638	0	44,638
Total:	1,164,046	4,652,671	4,876,224
English Program for Internationals			
English Program for Internationals	0	2,066	0
Total:	0	2,066	0
Enrollment Management			
Student Financial Aid & Scholarships	0	348,442	0
Total:	0	348,442	0
Environment, School of the			
Earth Sciences & Resources Institute	25,217	0	138,167
Environment, School of the	5,500	442,883	141,500
Total:	30,717	442,883	279,667
Honors College, South Carolina			
Honors College, South Carolina	0	12,654	18,272
Total:	0	12,654	18,272
Hospitality, Retail & Sport Management, College of			
Hotel, Restaurant & Tourism Administration	20,000	0	47,000
Total:	20,000	0	47,000

Awards by Department

<u>CAMPUS</u>	CURRENT MONTH October FY2005 New Awards	YEAR TO DATE FY 2005 (July-Oct.)	YEAR TO DATE FY 2006 (July-Oct.)
Law, School of			
Law, School of	0	494,739	189,211
Total:	0	494,739	189,211
Mass Communications & Information Studies, College			
Journalism & Mass Communications, School of	177,000	17,367	273,580
Library & Information Sciences, School of	0	3,704	46,446
Total:	177,000	21,071	320,026
Medicine, School of			
Cancer Center, South Carolina	0	17,780	23,340
Cell & Developmental Biology & Anatomy	148,778	954,785	1,597,251
Family & Preventive Medicine	169,409	315,720	532,764
Internal Medicine	126,801	632,300	943,698
Medicine Library	0	0	-361
Medicine, School of - (Dean)	10,000	247,806	277,144
Neuropsychiatry	250,443	533,227	682,254
Obstetrics & Gynecology	0	420,472	487,295
Ophthalmology	0	684,197	666,409
Orthopaedic Surgery	0	224,992	222,647
Pathology & Microbiology	150,000	675,157	811,655
Pediatrics	1,260,030	4,131,297	4,867,978
Pharmacology, Physiology & Neuroscience	0	1,198,880	1,024,328
Research & Special Projects	48,000	121,000	211,400
Surgery	0	86,036	66,603
Total:	2,163,461	10,243,649	12,414,405
Music, School of			
Music, School of	0	0	0
Total:	0	0	0
Nursing, College of			
Nursing	0	498,393	1,513,365
Total:	0	498,393	1,513,365
Pharmacy, College of			
Basic Pharmaceutical Sciences	0	896,322	547,662
Palmetto Poison Center	0	252,946	252,946
Pharmacy Practice	0	100,000	0
Total:	0	1,249,268	800,608

Awards by Department

<u>CAMPUS</u>	CURRENT MONTH October FY2005 New Awards	YEAR TO DATE FY 2005 (July-Oct.)	YEAR TO DATE FY 2006 (July-Oct.)
Provost, Office of the			
Provost, Office of the	5,000	5,000	5,000
TRIO Programs	0	966,113	1,298,719
Total:	5,000	971,113	1,303,719
Public Health, Arnold School of			
Communication Sciences & Disorders	0	72,750	94,079
Environmental Health Sciences	236,179	1,932,829	1,854,834
Epidemiology & Biostatistics	581,377	1,698,796	1,711,777
Exercise Science	26,500	1,801,791	1,749,427
Health Promotion, Education & Behavior	1,884,036	1,112,381	2,570,375
Health Services & Policy Research, Center for	0	613,479	147,202
Health Services Policy and Management	12,000	665,606	1,211,231
Prevention Research Center	0	1,307,922	804,998
Public Health, Arnold School of - General	5,250	0	5,250
Research & Nutrition & Health Disparities, Center for	0	1,900,985	1,541,320
Total:	2,745,342	11,106,539	11,690,493
Research & Health Sciences, Vice President			
Research, Vice President for - (General)	0	0	-250,000
Sponsored Awards Management	0	12,445	-13,887
Total:	0	12,445	-263,887
Senior & Regional Campuses			
USC Aiken	88,927	774,112	652,518
USC Beaufort	0	610,460	635,921
USC Lancaster	9,557	472,231	490,631
USC Salkehatchie	0	376,341	348,815
USC Sumter	0	562,116	672,604
USC Union	0	0	234,229
USC Upstate	74,541	883,180	1,455,594
Total:	173,025	3,678,440	4,490,312
Social Work, College of			
Families in Society, Institute for	0	508,613	2,526,656
Social Work, College of	177,490	1,336,008	1,138,173
Total:	177,490	1,844,621	3,664,829
Student Affairs, Division of			
International Programs for Students	16,796	3,296	16,796
Student Life	9,980	20,000	9,980
Total:	26,776	23,296	26,776

Awards by Department

CAMPUS

University Libraries
Thomas Cooper Library

	CURRENT MONTH October FY2005 New Awards	YEAR TO DATE FY 2005 (July-Oct.)	YEAR TO DATE FY 2006 (July-Oct.)
	0	0	75,000
Total:	0	0	75,000
Report Total:	10,361,337	55,776,350	65,781,177

Awards Associated with University-Wide Research Centers and Institutes

**YTD FY2006
(July-Oct.)**

Centers and Institutes

BIOMEDICAL RESEARCH THEME

Biomedical Research Infrastructure Network (BRIN)	\$782,891
Cancer Center, South Carolina	\$173,750
COBRE: Center for Colon Cancer Research	\$2,265,997
Families in Society, Institute for	\$2,526,656
Health Disparities, Institute for	\$80,761
Health Services Policy Research, Center	\$147,202
Palmetto Poison Center	\$252,946
Prevention Research Center	\$1,391,247
Public Service & Policy Research, Institute for	\$434,993
Research & Nutrition & Health Disabilities, Center for	\$1,338,995

Centers and Institutes within Biomedical Research Theme:	\$9,395,438
---	--------------------

Archaeology & Anthropology, SC Institute of	\$353,284
Baruch Institute	\$5,516,698
Earth Sciences & Resources Institute	\$138,167
International Studies, Institute of	\$5,250
NanoCenter	\$1,848,365
Science Education, Center for	\$19,500

Total:	\$17,276,702
---------------	---------------------

Sponsored Awards Management

Awards by Source Comparison - YTD FY2006 (July-Oct.)

Legend:

- 1 = Federal
- 2 = State
- 3 = Local Gov't.
- 4 = Non-Profit
- 5 = Industry
- 6 = Other

	1	2	3	4	5	6	Total
Total	54,979,818	2,311,114	251,849	5,764,266	1,734,698	739,432	65,781,177
Arts and Sciences, College of	19,605,443	448,230	48,028	181,500	897,876	294,200	21,475,277
African-American Studies Program	0	20,000	0	0	0	0	20,000
Anthropology	0	6,000	0	0	0	0	6,000
Archaeology & Anthropology, SC Institute of	353,284	0	0	0	0	0	353,284
Baruch Institute	4,706,372	11,833	0	60,000	6,083	0	4,784,288
Biological Sciences	2,620,455	0	0	66,000	0	9,200	2,695,655
Chemistry & Biochemistry	2,189,614	9,350	0	30,000	544,832	0	2,773,796
COBRE: Center for Colon Cancer Research	1,347,804	0	0	0	0	0	1,347,804
Criminology & Criminal Justice, Department of	647,387	32,600	18,452	0	0	0	698,439
English	0	0	0	0	0	0	0
Geography	611,591	108,506	0	0	0	0	720,097
Geological Sciences	2,345,851	0	0	0	10,400	285,000	2,641,251
History	40,000	15,838	0	0	0	0	55,838
Linguistics Program	0	20,000	0	0	0	0	20,000

	1	2	3	4	5	6	Total
Mathematics	0	72,734	0	0	0	0	72,734
Naval Science	3,000	0	0	0	0	0	3,000
Philosophy	275,000	0	0	0	0	0	275,000
Physics & Astronomy	234,589	20,000	0	0	250,000	0	504,589
Political Science	0	0	24,576	9,000	0	0	33,576
Psychology	3,027,430	15,000	5,000	7,500	0	0	3,054,930
Public Service & Policy Research, Institute for	325,010	66,236	0	0	0	0	391,246
Religious Studies	0	0	0	4,000	0	0	4,000
Science Education, Center for	19,500	0	0	0	0	0	19,500
Sociology	110,785	0	0	0	0	0	110,785
Statistics	747,771	33,258	0	5,000	86,561	0	872,590
Theatre and Dance, Department of	0	16,875	0	0	0	0	16,875
Business & Finance	0	0	0	250,000	0	0	250,000
Maintenance Services Director	0	0	0	250,000	0	0	250,000
Business, Moore School of	365,645	0	0	0	0	0	365,645
Business, Moore School of - Division of Research	365,645	0	0	0	0	0	365,645
Education, College of	1,495,747	404,356	110,400	39,447	36,000	158,285	2,244,235
Education Leadership & Policies	0	0	14,400	0	0	62,285	76,685
Educational Studies, Department of	243,797	11,716	0	39,447	20,000	0	314,960
Instruction & Teacher Education	1,216,899	52,500	0	0	0	0	1,269,399
Office of Program Evaluation	35,051	340,140	0	0	0	0	375,191
Physical Education	0	0	96,000	0	16,000	96,000	208,000
SC Educational Policy Center	0	0	0	0	0	0	0
Engineering & Information Technology, Colleg	3,684,799	451,587	0	135,000	583,388	21,450	4,876,224

	1	2	3	4	5	6	Total
Chemical Engineering	1,190,432	197,233	0	80,000	95,331	0	1,562,996
Civil & Environmental Engineering	491,247	0	0	0	263,108	2,000	756,355
Computer Science & Engineering	726,677	18,650	0	0	0	0	745,327
Electrical Engineering	545,193	26,612	0	0	27,937	0	599,742
Engineering & Information Technology, College	169,663	0	0	0	0	19,450	189,113
Mechanical Engineering	561,587	164,454	0	55,000	197,012	0	978,053
SC Alliance for Minority Participation (SCAMP)	0	44,638	0	0	0	0	44,638
Environment, School of the	100,167	35,000	0	100,000	38,000	6,500	279,667
Earth Sciences & Resources Institute	100,167	0	0	0	38,000	0	138,167
Environment, School of the	0	35,000	0	100,000	0	6,500	141,500
Honors College, South Carolina	13,887	4,385	0	0	0	0	18,272
Honors College, South Carolina	13,887	4,385	0	0	0	0	18,272
Hospitality, Retail & Sport Management, Colle	0	0	20,000	0	0	27,000	47,000
Hotel, Restaurant & Tourism Administration	0	0	20,000	0	0	27,000	47,000
Law, School of	123,945	0	0	0	0	65,266	189,211
Law, School of	123,945	0	0	0	0	65,266	189,211
Mass Communications & Information Studies,	290,146	25,000	0	4,880	0	0	320,026
Journalism & Mass Communications, School o	243,700	25,000	0	4,880	0	0	273,580
Library & Information Sciences, School of	46,446	0	0	0	0	0	46,446
Medicine, School of	9,012,138	155,452	0	3,005,722	201,051	40,042	12,414,405
Cancer Center, South Carolina	23,340	0	0	0	0	0	23,340
Cell & Developmental Biology & Anatomy	1,532,251	0	0	65,000	0	0	1,597,251
Family & Preventive Medicine	169,409	40,000	0	323,355	0	0	532,764
Internal Medicine	260,674	0	0	633,386	12,061	37,577	943,698

	1	2	3	4	5	6	Total
Medicine Library	-361	0	0	0	0	0	-361
Medicine, School of - (Dean)	6,855	0	0	270,289	0	0	277,144
Neuropsychiatry	384,746	0	0	275,308	22,200	0	682,254
Obstetrics & Gynecology	75,184	64,952	0	344,694	0	2,465	487,295
Ophthalmology	477,607	0	0	186,878	1,924	0	666,409
Orthopaedic Surgery	0	0	0	222,647	0	0	222,647
Pathology & Microbiology	811,655	0	0	0	0	0	811,655
Pediatrics	4,623,523	0	0	241,589	2,866	0	4,867,978
Pharmacology, Physiology & Neuroscience	626,028	0	0	236,300	162,000	0	1,024,328
Research & Special Projects	0	50,500	0	160,900	0	0	211,400
Surgery	21,227	0	0	45,376	0	0	66,603
Music, School of	0	0	0	0	0	0	0
Music, School of	0	0	0	0	0	0	0
Nursing, College of	1,188,642	0	0	324,723	0	0	1,513,365
Nursing	1,188,642	0	0	324,723	0	0	1,513,365
Pharmacy, College of	785,608	0	0	0	15,000	0	800,608
Basic Pharmaceutical Sciences	532,662	0	0	0	15,000	0	547,662
Palmetto Poison Center	252,946	0	0	0	0	0	252,946
Provost, Office of the	1,298,719	5,000	0	0	0	0	1,303,719
Provost, Office of the	0	5,000	0	0	0	0	5,000
TRIO Programs	1,298,719	0	0	0	0	0	1,298,719
Public Health, Arnold School of	10,425,417	139,255	14,371	835,484	200,843	75,123	11,690,493
Communication Sciences & Disorders	72,750	0	11,329	10,000	0	0	94,079
Environmental Health Sciences	1,854,834	0	0	0	0	0	1,854,834

	1	2	3	4	5	6	Total
Epidemiology & Biostatistics	1,656,454	30,005	0	3,195	0	22,123	1,711,777
Exercise Science	1,405,397	5,000	0	159,787	179,243	0	1,749,427
Health Promotion, Education & Behavior	2,442,811	35,000	3,042	49,522	0	40,000	2,570,375
Health Services & Policy Research, Center for	147,202	0	0	0	0	0	147,202
Health Services Policy and Management	499,651	64,000	0	612,980	21,600	13,000	1,211,231
Prevention Research Center	804,998	0	0	0	0	0	804,998
Public Health, Arnold School of - General	0	5,250	0	0	0	0	5,250
Research & Nutrition & Health Disparities, Cen	1,541,320	0	0	0	0	0	1,541,320
Research & Health Sciences, Vice President	-13,887	0	0	0	-250,000	0	-263,887
Research, Vice President for - (General)	0	0	0	0	-250,000	0	-250,000
Sponsored Awards Management	-13,887	0	0	0	0	0	-13,887
Social Work, College of	3,157,248	105,344	9,050	344,481	4,040	44,666	3,664,829
Families in Society, Institute for	2,251,814	0	0	262,000	0	12,842	2,526,656
Social Work, College of	905,434	105,344	9,050	82,481	4,040	31,824	1,138,173
Student Affairs, Division of	16,796	0	0	9,980	0	0	26,776
International Programs for Students	16,796	0	0	0	0	0	16,796
Student Life	0	0	0	9,980	0	0	9,980
University Libraries	0	0	0	75,000	0	0	75,000
Thomas Cooper Library	0	0	0	75,000	0	0	75,000
USC Aiken	161,223	416,295	50,000	25,000	0	0	652,518
USC Aiken	161,223	416,295	50,000	25,000	0	0	652,518
USC Beaufort	515,711	120,210	0	0	0	0	635,921
USC Beaufort	515,711	120,210	0	0	0	0	635,921
USC Lancaster	488,831	0	0	1,800	0	0	490,631

	1	2	3	4	5	6	Total
USC Lancaster	488,831	0	0	1,800	0	0	490,631
USC Salkehatchie	348,815	0	0	0	0	0	348,815
USC Salkehatchie	348,815	0	0	0	0	0	348,815
USC Sumter	267,986	0	0	404,618	0	0	672,604
USC Sumter	267,986	0	0	404,618	0	0	672,604
USC Union	234,229	0	0	0	0	0	234,229
USC Union	234,229	0	0	0	0	0	234,229
USC Upstate	1,412,563	1,000	0	26,631	8,500	6,900	1,455,594
USC Upstate	1,412,563	1,000	0	26,631	8,500	6,900	1,455,594

Sponsored Awards Management

Awards by Purpose Comparison - YTD FY2006 (July-Oct.)

	Equipment	GA Work Experience	Research	Service	Training	Total
Total	250,000	845,512	43,236,199	15,057,825	6,391,641	65,781,177
Arts and Sciences, College of	250,000	209,514	19,772,655	727,458	515,650	21,475,277
African-American Studies Program	0	0	0	20,000	0	20,000
Anthropology	0	6,000	0	0	0	6,000
Archaeology & Anthropology, SC Institute of	0	0	353,284	0	0	353,284
Baruch Institute	0	0	4,784,288	0	0	4,784,288
Biological Sciences	0	0	2,017,935	265,070	412,650	2,695,655
Chemistry & Biochemistry	0	0	2,746,964	26,832	0	2,773,796
COBRE: Center for Colon Cancer Research	0	0	1,347,804	0	0	1,347,804
Criminology & Criminal Justice, Department of	0	0	698,439	0	0	698,439
English	0	0	0	0	0	0
Geography	0	8,506	611,591	0	100,000	720,097
Geological Sciences	0	0	2,630,851	10,400	0	2,641,251
History	0	15,838	40,000	0	0	55,838
Linguistics Program	0	20,000	0	0	0	20,000
Mathematics	0	0	72,734	0	0	72,734
Naval Science	0	0	0	0	3,000	3,000
Philosophy	0	0	275,000	0	0	275,000

	Equipment	GA Work Experience	Research	Service	Training	Total
Physics & Astronomy	250,000	0	254,589	0	0	504,589
Political Science	0	24,576	9,000	0	0	33,576
Psychology	0	15,000	3,034,930	5,000	0	3,054,930
Public Service & Policy Research, Institute for	0	0	-3,910	395,156	0	391,246
Religious Studies	0	0	4,000	0	0	4,000
Science Education, Center for	0	0	19,500	0	0	19,500
Sociology	0	0	110,785	0	0	110,785
Statistics	0	102,719	764,871	5,000	0	872,590
Theatre and Dance, Department of	0	16,875	0	0	0	16,875
Business & Finance	250,000	0	0	0	0	250,000
Maintenance Services Director	250,000	0	0	0	0	250,000
Business, Moore School of	0	0	365,645	0	0	365,645
Business, Moore School of - Division of Research	0	0	365,645	0	0	365,645
Education, College of	0	282,001	59,447	372,040	1,530,747	2,244,235
Education Leadership & Policies	0	62,285	0	14,400	0	76,685
Educational Studies, Department of	0	11,716	59,447	0	243,797	314,960
Instruction & Teacher Education	0	0	0	17,500	1,251,899	1,269,399
Office of Program Evaluation	0	0	0	340,140	35,051	375,191
Physical Education	0	208,000	0	0	0	208,000
SC Educational Policy Center	0	0	0	0	0	0
Engineering & Information Technolog	0	18,650	4,823,175	19,450	14,949	4,876,224
Chemical Engineering	0	0	1,562,996	0	0	1,562,996
Civil & Environmental Engineering	0	0	756,355	0	0	756,355

	Equipment	GA Work Experience	Research	Service	Training	Total
Computer Science & Engineering	0	18,650	726,677	0	0	745,327
Electrical Engineering	0	0	599,742	0	0	599,742
Engineering & Information Technology, College	0	0	169,663	19,450	0	189,113
Mechanical Engineering	0	0	963,104	0	14,949	978,053
SC Alliance for Minority Participation (SCAMP)	0	0	44,638	0	0	44,638
Environment, School of the	0	0	238,167	0	41,500	279,667
Earth Sciences & Resources Institute	0	0	138,167	0	0	138,167
Environment, School of the	0	0	100,000	0	41,500	141,500
Honors College, South Carolina	0	13,887	0	4,385	0	18,272
Honors College, South Carolina	0	13,887	0	4,385	0	18,272
Hospitality, Retail & Sport Manageme	0	0	47,000	0	0	47,000
Hotel, Restaurant & Tourism Administration	0	0	47,000	0	0	47,000
Law, School of	0	0	0	189,211	0	189,211
Law, School of	0	0	0	189,211	0	189,211
Mass Communications & Information	0	13,000	0	255,700	51,326	320,026
Journalism & Mass Communications, School of	0	13,000	0	255,700	4,880	273,580
Library & Information Sciences, School of	0	0	0	0	46,446	46,446
Medicine, School of	0	0	4,387,491	7,520,788	506,126	12,414,405
Cancer Center, South Carolina	0	0	23,340	0	0	23,340
Cell & Developmental Biology & Anatomy	0	0	1,597,251	0	0	1,597,251
Family & Preventive Medicine	0	0	169,409	363,355	0	532,764
Internal Medicine	0	0	49,638	756,060	138,000	943,698
Medicine Library	0	0	-7,429	7,068	0	-361

	Equipment	GA Work Experience	Research	Service	Training	Total
Medicine, School of - (Dean)	0	0	-13,145	280,289	10,000	277,144
Neuropsychiatry	0	0	156,946	245,308	280,000	682,254
Obstetrics & Gynecology	0	0	77,649	409,646	0	487,295
Ophthalmology	0	0	479,531	186,878	0	666,409
Orthopaedic Surgery	0	0	0	222,647	0	222,647
Pathology & Microbiology	0	0	811,505	150	0	811,655
Pediatrics	0	0	8,839	4,792,611	66,528	4,867,978
Pharmacology, Physiology & Neuroscience	0	0	1,012,730	0	11,598	1,024,328
Research & Special Projects	0	0	0	211,400	0	211,400
Surgery	0	0	21,227	45,376	0	66,603
Music, School of	0	0	0	0	0	0
Music, School of	0	0	0	0	0	0
Nursing, College of	0	0	827,438	0	685,927	1,513,365
Nursing	0	0	827,438	0	685,927	1,513,365
Pharmacy, College of	0	0	547,662	252,946	0	800,608
Basic Pharmaceutical Sciences	0	0	547,662	0	0	547,662
Palmetto Poison Center	0	0	0	252,946	0	252,946
Provost, Office of the	0	0	5,000	1,298,719	0	1,303,719
Provost, Office of the	0	0	5,000	0	0	5,000
TRIO Programs	0	0	0	1,298,719	0	1,298,719
Public Health, Arnold School of	0	224,436	9,546,412	163,598	1,756,047	11,690,493
Communication Sciences & Disorders	0	11,329	82,750	0	0	94,079
Environmental Health Sciences	0	0	766,905	0	1,087,929	1,854,834

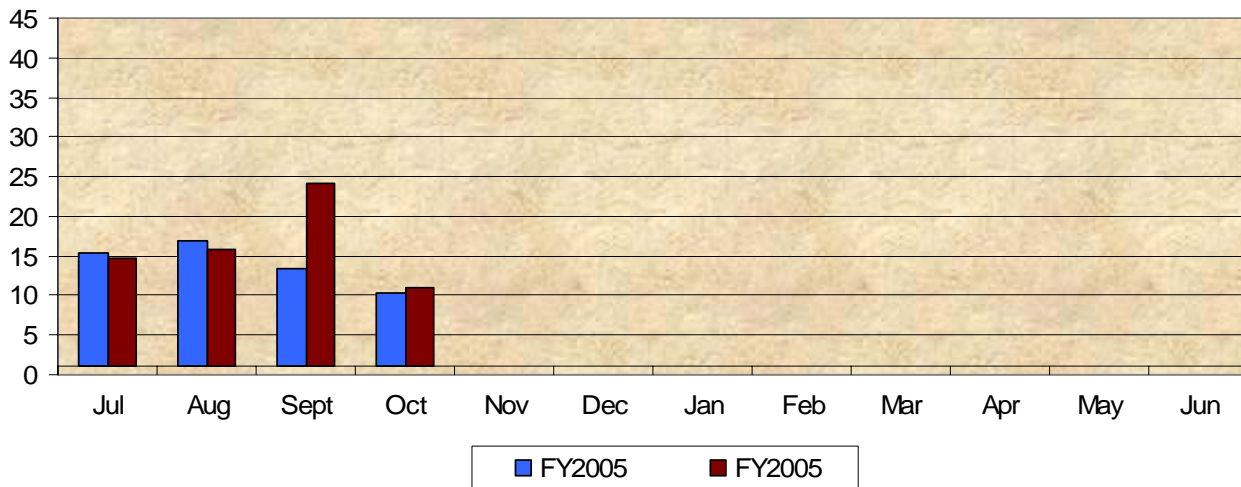
	Equipment	GA Work Experience	Research	Service	Training	Total
Epidemiology & Biostatistics	0	36,465	1,618,670	18,858	37,784	1,711,777
Exercise Science	0	0	1,732,927	16,500	0	1,749,427
Health Promotion, Education & Behavior	0	78,042	2,425,457	49,522	17,354	2,570,375
Health Services & Policy Research, Center for	0	0	68,484	78,718	0	147,202
Health Services Policy and Management	0	98,600	499,651	0	612,980	1,211,231
Prevention Research Center	0	0	804,998	0	0	804,998
Public Health, Arnold School of - General	0	0	5,250	0	0	5,250
Research & Nutrition & Health Disparities, Cente	0	0	1,541,320	0	0	1,541,320
Research & Health Sciences, Vice Pre	-250,000	0	-13,887	0	0	-263,887
Research, Vice President for - (General)	-250,000	0	0	0	0	-250,000
Sponsored Awards Management	0	0	-13,887	0	0	-13,887
Social Work, College of	0	74,044	2,451,814	715,619	423,352	3,664,829
Families in Society, Institute for	0	0	2,451,814	74,842	0	2,526,656
Social Work, College of	0	74,044	0	640,777	423,352	1,138,173
Student Affairs, Division of	0	9,980	0	0	16,796	26,776
International Programs for Students	0	0	0	0	16,796	16,796
Student Life	0	9,980	0	0	0	9,980
University Libraries	0	0	75,000	0	0	75,000
Thomas Cooper Library	0	0	75,000	0	0	75,000
USC Aiken	0	0	70,420	530,222	51,876	652,518
USC Aiken	0	0	70,420	530,222	51,876	652,518
USC Beaufort	0	0	0	635,921	0	635,921
USC Beaufort	0	0	0	635,921	0	635,921

	Equipment	GA Work Experience	Research	Service	Training	Total
USC Lancaster	0	0	9,557	481,074	0	490,631
USC Lancaster	0	0	9,557	481,074	0	490,631
USC Salkehatchie	0	0	0	348,815	0	348,815
USC Salkehatchie	0	0	0	348,815	0	348,815
USC Sumter	0	0	0	672,604	0	672,604
USC Sumter	0	0	0	672,604	0	672,604
USC Union	0	0	0	234,229	0	234,229
USC Union	0	0	0	234,229	0	234,229
USC Upstate	0	0	23,203	635,046	797,345	1,455,594
USC Upstate	0	0	23,203	635,046	797,345	1,455,594

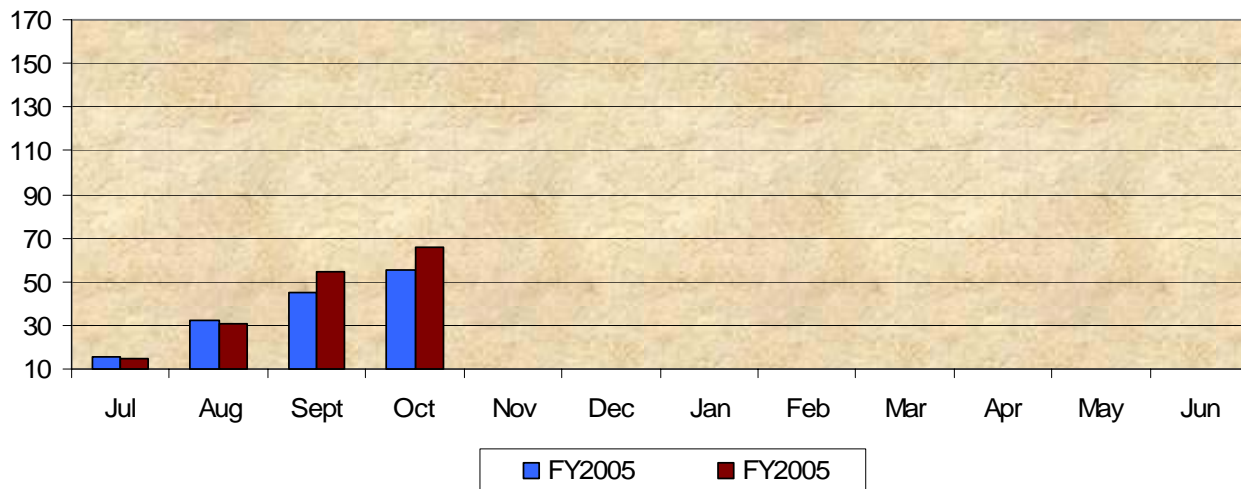
Funding Agency Comparison Report Year-To-Date - October - 2005

	<u>FY2005</u>	<u>FY2006</u>	<u>% CHG</u>
NIH Awards	\$12,704,956	\$16,733,956	31.7
Dept. Of Education Awards	\$6,375,557	\$7,739,778	21.4
Dept. Of Defense Awards	\$2,231,502	\$2,000,140	(10.4)
NSF Awards	\$3,544,457	\$5,797,570	63.6
Non Profit Awards	\$4,152,111	\$5,764,266	38.8
State and Municipalities Awards	\$2,935,861	\$2,562,963	(12.7)
Dept. Of Energy Awards	\$3,056,839	\$753,014	(75.4)
Business and Industry Awards	\$971,815	\$1,734,698	78.5

Amounts Awarded (In millions of dollars)



Cumulative Amounts Awarded (In millions of dollars)



Proposals by Department

<u>CAMPUS</u>	CURRENT MONTH October FY2006		YEAR TO DATE FY 2005 (July-Oct.)		YEAR TO DATE FY 2006 (July-Oct.)	
Arts and Sciences, College of						
African-American Studies Program	0	0	0	0	1	15,000
Anthropology	1	50,000	2	160,278	2	56,000
Archaeology & Anthropology, SC Institute of	0	0	5	953,084	7	996,293
Art	0	0	1	30,098	0	0
Baruch Institute	2	725,098	6	532,593	12	1,442,369
Biological Sciences	2	425,840	20	2,254,310	20	2,530,936
Chemistry & Biochemistry	3	672,110	25	10,328,452	25	3,731,546
COBRE: Center for Colon Cancer Research	0	0	1	103,282	2	458,285
Criminology & Criminal Justice, Department of	0	0	6	434,267	4	76,052
English	2	90,000	1	1,200	4	177,200
Geography	1	12,000	12	1,068,171	13	705,393
Geological Sciences	5	1,016,036	11	1,162,204	25	3,778,463
History	0	0	10	220,843	5	82,153
Languages, Literatures, and Cultures, Department of	0	0	1	9,542	0	0
Liberal Arts - (Dean)	0	0	1	14,569	0	0
Linguistics Program	0	0	1	11,936	1	20,000
Mathematics	10	528,931	10	682,067	17	991,065
McKissick Museum	0	0	1	3,913	0	0
Naval Science	0	0	1	3,000	0	0
Philosophy	0	0	1	49,548	1	274,650
Physics & Astronomy	1	145,000	16	4,126,861	7	1,056,459
Political Science	0	0	6	60,823	5	30,213
Psychology	2	387,929	17	8,291,537	18	2,048,658
Public Service & Policy Research, Institute for	0	0	3	94,062	3	113,778
Science Education, Center for	1	15,300	0	0	4	67,252
Sociology	3	20,401	5	194,189	6	272,501
Statistics	3	199,060	6	447,286	6	300,437
Theatre and Dance, Department of	0	0	1	23,625	1	16,875
Total:	36	4,287,705	170	31,261,740	189	19,241,578
Business & Finance						
Facilities Management/Operational Services	0	0	1	6,200	0	0
Recycling & Waste Management	0	0	0	0	1	9,400
Total:	0	0	1	6,200	1	9,400
Business, Moore School of						
Business, Moore School of - Dean's Office	0	0	1	103,268	0	0
Business, Moore School of - Division of Research	0	0	8	3,002,968	1	365,645
Small Business Development Center	0	0	0	0	2	1,506,187

Proposals by Department

<u>CAMPUS</u>	CURRENT MONTH October FY2006		YEAR TO DATE FY 2005 (July-Oct.)		YEAR TO DATE FY 2006 (July-Oct.)	
Total:	0	0	9	3,106,236	3	1,871,832
Education, College of						
Education	0	0	3	364,498	0	0
Education Leadership & Policies	0	0	1	3,721	1	14,400
Educational Studies, Department of	0	0	1	84,968	3	403,058
Instruction & Teacher Education	1	15,347	10	677,997	6	206,675
Office of Program Evaluation	2	115,378	6	370,704	4	245,092
Physical Education	0	0	1	14,000	1	80,000
Total:	3	130,725	22	1,515,888	15	949,225
Engineering & Information Technology, College of						
Chemical Engineering	4	245,405	24	7,909,486	25	1,846,979
Civil & Environmental Engineering	1	160,182	15	817,927	17	1,430,349
Computer Science & Engineering	2	249,765	15	1,478,926	11	1,164,906
Electrical Engineering	1	75,267	11	2,571,834	10	703,103
Engineering & Information Technology, College of	0	0	1	16,200	1	16,200
Mechanical Engineering	3	379,749	24	1,882,479	24	2,336,819
SC Alliance for Minority Participation (SCAMP)	0	0	0	0	1	44,638
Total:	11	1,110,368	90	14,676,852	89	7,542,994
Enrollment Management						
Student Financial Aid & Scholarships	0	0	1	38,335	0	0
Total:	0	0	1	38,335	0	0
Environment, School of the						
Earth Sciences & Resources Institute	2	50,434	1	20,467	5	188,383
Environment, School of the	1	190,900	2	612,090	2	205,900
Total:	3	241,334	3	632,557	7	394,283
Honors College, South Carolina						
Honors College, South Carolina	0	0	2	12,654	2	15,495
Total:	0	0	2	12,654	2	15,495
Hospitality, Retail & Sport Management, College of						
Hotel, Restaurant & Tourism Administration	0	0	0	0	2	41,000
Total:	0	0	0	0	2	41,000
Law, School of						
Law, School of	0	0	0	0	3	225,514
Total:	0	0	0	0	3	225,514
Mass Communications & Information Studies, College						
Journalism & Mass Communications, School of	0	0	4	71,778	6	256,440

Proposals by Department

<u>CAMPUS</u>	CURRENT MONTH October FY2006		YEAR TO DATE FY 2005 (July-Oct.)		YEAR TO DATE FY 2006 (July-Oct.)	
Library & Information Sciences, School of	0	0	1	2,954	0	0
Mass Communications & Information Studies, College of	0	0	0	0	1	141,480
Total:	0	0	5	74,732	7	397,920
Medicine, School of						
Cancer Center, South Carolina	0	0	1	5,000,000	1	15,000
Cell & Developmental Biology & Anatomy	7	1,455,756	3	361,544	15	4,004,499
Cell Biology & Neurosciences	0	0	0	0	2	295,000
Family & Preventive Medicine	0	0	3	550,035	4	395,712
Internal Medicine	0	0	3	15,196	5	304,162
Medicine Library	0	0	0	0	1	7,068
Medicine, School of - (Dean)	0	0	0	0	1	20,000
Neuropsychiatry	0	0	3	652,781	4	772,986
Obstetrics & Gynecology	0	0	3	239,952	2	80,452
Ophthalmology	0	0	1	100,000	0	0
Pathology & Microbiology	2	197,455	7	530,068	17	2,570,926
Pediatrics	5	40,177	14	1,883,859	13	1,609,183
Pharmacology, Physiology & Neuroscience	3	754,016	9	1,294,420	8	1,345,798
Radiology	1	26,668	0	0	1	26,668
Research & Special Projects	0	0	2	96,000	1	50,500
Surgery	0	0	2	354,150	1	50,000
Total:	18	2,474,072	51	11,078,005	76	11,547,954
Music, School of						
Music, School of	0	0	1	10,000	0	0
Total:	0	0	1	10,000	0	0
Nursing, College of						
Nursing	1	19,500	6	330,263	3	122,902
Total:	1	19,500	6	330,263	3	122,902
Pharmacy, College of						
Basic Pharmaceutical Sciences	1	324,000	1	175,000	4	1,093,995
Pharmacy - (General)	0	0	1	283,174	0	0
Pharmacy Practice	0	0	1	100,000	2	284,603
Total:	1	324,000	3	558,174	6	1,378,598
Provost, Office of the						
TRIO Programs	0	0	2	784,547	0	0
Total:	0	0	2	784,547	0	0
Public Health, Arnold School of						
Communication Sciences & Disorders	2	344,825	3	267,900	6	810,823
Environmental Health Sciences	0	0	5	559,213	4	443,090

Proposals by Department

<u>CAMPUS</u>	CURRENT MONTH October FY2006		YEAR TO DATE FY 2005 (July-Oct.)		YEAR TO DATE FY 2006 (July-Oct.)	
Epidemiology & Biostatistics	1	9,715	16	3,685,109	19	4,939,344
Exercise Science	4	709,457	6	667,369	11	1,075,599
Health Promotion, Education & Behavior	1	479,836	14	3,854,782	12	582,331
Health Services & Policy Research, Center for	0	0	4	195,672	2	41,880
Health Services Policy and Management	1	12,000	23	187,912	19	185,850
Prevention Research Center	0	0	4	206,088	2	606,811
Public Health, Arnold School of - Dean	1	30,887	1	125,416	2	276,887
Public Health, Arnold School of - General	0	0	1	67,992	1	77,575
Research & Nutrition & Health Disparities, Center for	3	249,619	0	0	6	531,426
Total:	13	1,836,339	77	9,817,453	84	9,571,616
Senior & Regional Campuses						
Regional Campuses & Continuing Education	0	0	1	299,810	0	0
Total:	0	0	1	299,810	0	0
Social Work, College of						
Families in Society, Institute for	1	13,180	5	478,517	7	689,427
Social Work, College of	1	2,125	16	809,648	32	1,108,577
Total:	2	15,305	21	1,288,165	39	1,798,004
Student Affairs, Division of						
Student Life	0	0	1	20,000	0	0
Total:	0	0	1	20,000	0	0
University Libraries						
Libraries & Collections	0	0	1	69,433	0	0
South Caroliniana Library	0	0	1	69,837	0	0
Thomas Cooper Library	0	0	1	93,405	2	1,080,000
Total:	0	0	3	232,675	2	1,080,000
USC Aiken						
USC Aiken	5	261,387	7	253,423	8	334,586
Total:	5	261,387	7	253,423	8	334,586
USC Beaufort						
USC Beaufort	1	90,000	2	263,591	3	427,945
Total:	1	90,000	2	263,591	3	427,945
USC Lancaster						
USC Lancaster	0	0	4	735,381	3	5,025
Total:	0	0	4	735,381	3	5,025
USC Salkehatchie						
USC Salkehatchie	0	0	3	250,195	3	133,871

Proposals by Department

CAMPUS

	CURRENT MONTH October FY2006		YEAR TO DATE FY 2005 (July-Oct.)		YEAR TO DATE FY 2006 (July-Oct.)	
Total:	0	0	3	250,195	3	133,871
USC Sumter USC Sumter	0	0	1	267,986	0	0
Total:	0	0	1	267,986	0	0
USC Union USC Union	0	0	1	234,229	0	0
Total:	0	0	1	234,229	0	0
USC Upstate USC Upstate	1	105,000	10	546,545	8	370,687
Total:	1	105,000	10	546,545	8	370,687
Report Total:	95	10,895,735	497	78,295,636	553	57,460,429