

MEMORANDUM

To: Harris Pastides, Ph.D.
 Vice President for Research and Health Sciences

From: Anthony M. Boccanfuso, Ph.D.
 Managing Director

RE: Report of Sponsored Program Activity for December 2003

Date: January 30, 2004

The University faculty, staff and students continue their aggressive pursuit of external funding for their scholarly activities. At the end of second quarter of FY2004, award dollars are five percent ahead of last year's pace.

- December 2003 awards totaled \$5.7 million in new funding, an increase of \$1.5 million compared to December 2002.
- Funding from NIH and NSF has significantly increased in comparison to the first half of FY2003. NIH funding reached \$13 million, an increase of 24 percent. NSF funding climbed to \$7 million, an increase of 54 percent.
- Faculty submitted 92 proposals requesting \$16.9 million during December 2003. Thus far in FY2004, SPAR has processed 786 proposals requesting \$113.2 million. In comparison, over the same period of FY2003, SPAR processed 767 proposals requesting \$92.9 million.

	December FY04	YTD FY03 July - December	YTD FY04 July - December	YTD Change
Award Dollars	\$5,732,266	\$70,582,626	\$73,790,553	4.5%
Research Direct Expenditures	\$4,846,935	\$27,841,869	\$32,887,677	18.1%
Research IDC Expenditures	\$1,123,472	\$7,218,748	\$8,380,721	16.1%
Proposals Submitted	92	767	786	2.5%
Proposal Dollars Requested	\$16,924,862	\$92,851,720	\$113,224,440	21.9%
Notable Areas				
Health Science Colleges	\$2,219,324	\$32,540,377	\$26,222,204	(19.4)%
Engineering & Information Technology	\$717,214	\$7,233,527	\$8,584,388	18.7%
Liberal Arts, College of	\$1,236,424	\$6,142,211	\$8,532,507	38.9%
Science and Mathematics, College of	\$748,703	\$15,096,957	\$18,462,062	22.3%
Senior and Regional Campuses	\$365,373	\$3,765,241	\$4,070,792	8.1%

cc: Andrew A. Sorensen, Ph.D.
 Jerome D. Odom, Ph.D.
 R. Steven Etheredge
 Richard Kelly

Sponsored Programs and Research

Monthly Report

SUMMARY OF AWARDS December - 2003

By Purpose

Research Awards	\$4,167,525
Training Awards	\$414,220
Service Awards	\$1,121,870
Equipment Awards	\$0
Graduate Assistantship	\$28,651

TOTAL: \$5,732,266

By Source

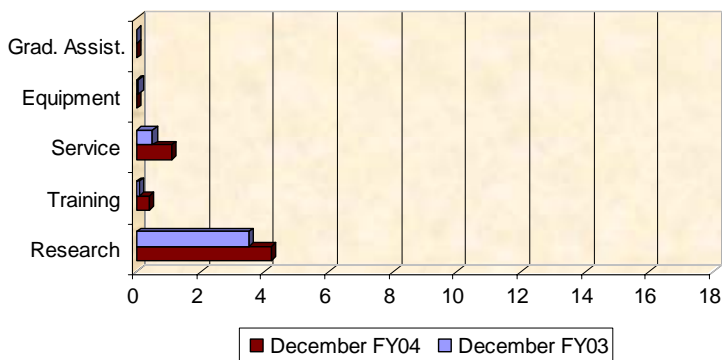
Federal Awards	\$4,550,435
Private Awards	\$794,513
State Awards	\$387,318

TOTAL: \$5,732,266

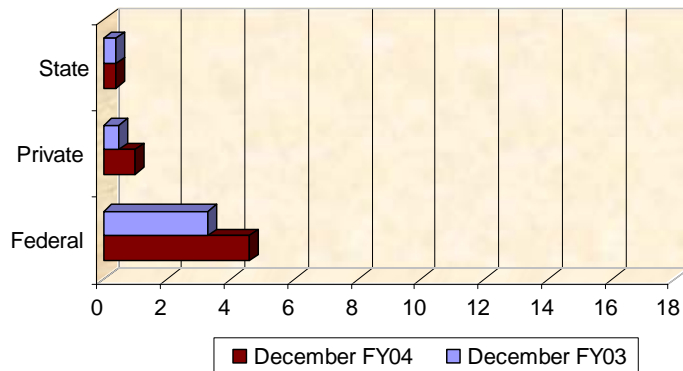
COMPARISON OF AMOUNT RECEIVED

December - 2003 vs. December - 2002

Summary by Purpose



Summary by Source



Amounts Received (In millions of dollars)

Awards by Department

<u>CAMPUS</u>	CURRENT MONTH December, 2003		YEAR TO DATE FY 2003		YEAR TO DATE FY 2004	
Business & Finance						
Campus Services	1	5,875	0	0	1	5,875
Facilities Management/Operational Services	1	6,600	0	0	1	6,600
Total:	2	\$12,475	0	\$0	2	\$12,475
Business, Moore School of						
Business Administration - Division of Research	0	0	21	516,965	7	493,746
Economics, Department of	0	0	1	88,738	0	0
Small Business Development Center	0	0	1	20,000	6	749,353
Total:	0	\$0	23	\$625,703	13	\$1,243,099
Education, College of						
Education	1	94,122	2	27,550	2	124,122
Education Leadership & Policies	0	0	6	235,289	4	204,951
Educational Psychology	0	0	5	382,743	3	382,299
Instruction & Teacher Education	1	23,048	14	1,661,291	13	1,457,370
Office of Program Evaluation	1	75,000	0	0	1	75,000
Physical Education	0	0	1	5,000	2	24,000
School Improvement Council Assistance	0	0	2	23,378	1	138,759
Total:	3	\$192,170	30	\$2,335,251	26	\$2,406,501
Engineering & Information Technology, College of						
Chemical Engineering	2	231,516	17	1,865,119	12	1,175,685
Civil & Environmental Engineering	4	408,752	11	221,629	16	1,011,665
Computer Science & Engineering	2	17,846	8	112,951	19	969,054
Electrical Engineering	2	5,600	7	3,364,907	24	4,532,810
Engineering & Information Technology, College of	2	38,500	7	387,071	5	231,660
Mechanical Engineering	1	15,000	14	1,281,850	14	663,514
Total:	13	\$717,214	64	\$7,233,527	90	\$8,584,388
Enrollment Management						
Student Financial Aid & Scholarships	0	0	1	35,166	1	38,335
Total:	0	\$0	1	\$35,166	1	\$38,335
Environment, School of the						
Earth Sciences & Resources Institute	3	69,858	4	27,050	9	137,699
Environment, School of the	0	0	6	195,420	8	764,670
Total:	3	\$69,858	10	\$222,470	17	\$902,369
Honors College, South Carolina						
Honors College, South Carolina	0	0	1	4,000	1	4,000
Total:	0	\$0	1	\$4,000	1	\$4,000

Awards by Department

<u>CAMPUS</u>	CURRENT MONTH December, 2003		YEAR TO DATE FY 2003		YEAR TO DATE FY 2004	
Hospitality, Retail & Sport Management, College of						
Retailing, Center for	0	0	1	8,000	0	0
Sport & Entertainment Management	0	0	0	0	1	13,500
Total:	0	\$0	1	\$8,000	1	\$13,500
Information Technology, Office of						
Information Technology, Office of	0	0	0	0	1	20,000
Total:	0	\$0	0	\$0	1	\$20,000
Law, School of						
Law, School of	3	170,725	3	485,675	10	685,789
Total:	3	\$170,725	3	\$485,675	10	\$685,789
Liberal Arts, College of						
Anthropology	0	0	0	0	2	81,125
Archaeology & Anthropology, SC Institute of	2	536,385	5	154,181	8	987,097
Art	0	0	1	1,200	1	1,200
Criminology & Criminal Justice, Department of	1	199,000	2	223,447	2	215,298
English	0	0	0	0	4	81,701
Geography	0	0	11	516,238	10	796,533
History	0	0	11	133,938	9	102,078
McKissick Museum	0	0	3	132,677	2	92,184
Naval Science	0	0	2	4,000	1	3,000
Philosophy	0	0	4	205,900	2	1,350,000
Political Science	1	3,795	4	18,612	7	104,376
Psychology	2	497,244	32	2,337,119	23	3,543,347
Public Service & Policy Research, Institute for	0	0	8	2,289,275	8	309,278
Religious Studies	0	0	1	25,000	2	15,000
Sociology	0	0	1	90,424	0	0
Southern Studies, Institute for	0	0	1	10,200	2	830,040
Theatre, Speech & Dance	0	0	0	0	1	20,250
Total:	6	\$1,236,424	86	\$6,142,211	84	\$8,532,507
Mass Communications & Information Studies, College						
Journalism & Mass Communications, School of	0	0	6	37,123	4	143,191
Library & Information Sciences, School of	0	0	6	470,947	3	678,300
Total:	0	\$0	12	\$508,070	7	\$821,491
Medicine, School of						
Cell & Developmental Biology & Anatomy	2	287,827	16	1,413,365	16	1,210,107
Cell Biology & Neurosciences	1	97,300	1	34,750	1	97,300
Family & Preventive Medicine	1	909	4	795,163	4	61,293
Internal Medicine	4	64,221	20	1,118,087	33	994,220

Awards by Department

<u>CAMPUS</u>	CURRENT MONTH December, 2003		YEAR TO DATE FY 2003		YEAR TO DATE FY 2004	
Medicine Library	0	0	3	249,129	2	266,316
Medicine, School of - (Dean)	0	0	6	265,826	7	352,900
Microbiology & Immunology	0	0	3	378,771	4	363,382
Neuropsychiatry	0	0	5	382,106	1	98,017
Obstetrics & Gynecology	1	64,952	2	126,607	2	123,952
Ophthalmology	1	3,749	2	12,103	2	9,168
Pathology & Microbiology	1	60,000	6	264,087	5	241,456
Pediatrics/Developmental Disabilities, Center for	1	6,010	13	1,469,422	14	1,335,637
Pharmacology, Physiology & Neuroscience	0	0	8	683,812	7	761,238
Radiology	0	0	4	537,475	4	276,772
Surgery	2	14,678	1	22,910	4	36,352
Total:	14	\$599,646	94	\$7,753,613	106	\$6,228,110
Nursing, College of						
Academic & Student Affairs	0	0	5	375,705	2	318,598
Nursing - (General)	2	154,770	6	531,184	9	818,679
Total:	2	\$154,770	11	\$906,889	11	\$1,137,277
Pharmacy, College of						
Basic Pharmaceutical Sciences	0	0	5	369,199	1	30,000
Pharmacy - (Dean)	0	0	1	14,500	1	13,500
Pharmacy - (General)	3	348,529	2	435,389	7	630,685
Pharmacy Practice	0	0	2	23,255	2	84,550
Total:	3	\$348,529	10	\$842,343	11	\$758,735
Provost, Office of the						
Provost, Office of the	0	0	1	4,335	1	4,267
TRIO Programs	0	0	5	1,253,694	4	1,251,110
Total:	0	\$0	6	\$1,258,029	5	\$1,255,377
Public Health, Arnold School of						
Communication Sciences & Disorders	0	0	2	11,141	1	9,700
Environmental Health Sciences	0	0	32	2,865,193	34	3,087,094
Epidemiology & Biostatistics	2	25,728	41	4,320,238	29	3,176,726
Exercise Science	2	408,701	20	1,540,614	20	2,425,597
Health Promotion, Education & Behavior	1	42,072	40	2,971,900	24	2,479,994
Health Services & Policy Research, Center for	2	135,796	5	244,186	15	325,083
Health Services Policy & Management	1	5,000	24	915,448	16	160,498
Prevention Research Center	0	0	8	1,879,252	5	1,672,755
Public Health, Arnold School of - Dean	0	0	3	4,445,731	2	336,880
Total:	8	\$617,297	175	\$19,193,703	146	\$13,674,327

Awards by Department

<u>CAMPUS</u>	CURRENT MONTH December, 2003		YEAR TO DATE FY 2003		YEAR TO DATE FY 2004	
Research, Vice President for						
Sponsored Programs & Research	0	0	1	24,000	4	193,510
Technology Incubator	0	0	1	160,000	0	0
Total:	0	\$0	2	\$184,000	4	\$193,510
Science and Mathematics, College of						
Baruch Institute	1	124,632	16	4,365,751	13	3,976,937
Biological Sciences	3	39,864	34	3,372,231	51	5,158,734
Chemistry & Biochemistry	4	233,828	34	3,770,980	36	4,742,335
Geological Sciences	3	86,940	30	1,745,845	30	2,164,249
Mathematics	2	187,465	2	218,001	7	658,832
Physics & Astronomy	3	59,574	16	1,210,490	23	1,338,819
Science Education, Center for	1	12,400	1	12,400	1	12,400
Statistics	1	4,000	13	401,259	9	409,756
Total:	18	\$748,703	146	\$15,096,957	170	\$18,462,062
Senior and Regional Campuses						
USC Aiken	2	75,470	12	869,410	16	766,173
USC Beaufort	0	0	5	274,120	8	364,649
USC Lancaster	0	0	3	467,971	3	462,031
USC Salkehatchie	0	0	4	452,490	4	252,607
USC Spartanburg	2	289,903	33	1,235,355	29	1,737,743
USC Sumter	0	0	1	227,947	2	260,182
USC Union	0	0	2	237,948	1	227,407
Total:	4	\$365,373	60	\$3,765,241	63	\$4,070,792
Social Work, College of						
Families in Society, Institute for	4	356,916	7	1,884,252	16	3,258,327
Social Work, College of	3	142,166	38	1,959,577	38	1,165,428
Total:	7	\$499,082	45	\$3,843,829	54	\$4,423,755
Student Affairs, Division of						
Health & Wellness Program	0	0	1	5,672	0	0
Student Affairs	0	0	1	20,000	0	0
Student Health	0	0	0	0	2	302,154
Student Life	0	0	1	112,277	1	20,000
Total:	0	\$0	3	\$137,949	3	\$322,154
Report Total:	86	\$5,732,266	783	\$70,582,626	826	\$73,790,553

**Awards Associated with University-Wide Research
Centers and Institutes
December 2003**

Centers and Institutes

BIOMEDICAL RESEARCH THEME

Pediatrics/Developmental Disabilities, Center for	\$12,996
Families in Society, Institute for	\$356,916
Health Services & Policy Research, Center for	\$135,796

Centers and Institutes within Biomedical Research Theme: \$505,708

Archaeology & Anthropology, SC Institute of	\$536,385
Baruch Institute	\$124,632
Earth Sciences & Resources Institute	\$69,858
Palmetto Poison Center	\$233,614
Public Service & Policy Research, Institute for	\$199,000
Research & Nutrition & Health Disparities, Center for	\$15,000
Science Education, Center for	\$12,400

Total: \$1,696,597

Awards Received by Unit and Purpose

Fiscal Year 2004 (July 1, 2003 - December 31, 2003)

	Research	Training	Grad. Assist.	Equipment	Service
Business & Finance					
Campus Services	-	-	-	-	\$5,875
Facilities Management/Operational Services	-	\$6,600	-	-	-
Total	-	\$6,600	-	-	\$5,875
Business, Moore School of					
Business Administration - Division of Research	\$478,164	-	\$15,582	-	-
Small Business Development Center	\$10,000	-	-	-	\$739,353
Total	\$488,164	-	\$15,582	-	\$739,353
Education, College of					
Education	\$94,122	\$30,000	-	-	-
Education Leadership & Policies	\$143,193	-	\$6,050	-	\$55,708
Educational Psychology	\$143,193	\$239,106	-	-	-
Instruction & Teacher Education	\$59,282	\$387,890	-	-	\$1,010,198
Office of Program Evaluation	-	-	-	-	\$75,000
Physical Education	-	-	\$12,000	-	\$12,000
School Improvement Council Assistance	-	-	-	-	\$138,759
Total	\$439,790	\$656,996	\$18,050	-	\$1,291,665
Engineering & Information Technology, College of					
Chemical Engineering	\$1,175,685	-	-	-	-
Civil & Environmental Engineering	\$1,011,665	-	-	-	-
Computer Science & Engineering	\$873,590	-	\$95,464	-	-
Electrical Engineering	\$4,519,310	-	\$13,500	-	-
Engineering & Information Technology, College of	\$204,160	-	-	-	\$27,500
Mechanical Engineering	\$618,514	\$45,000	-	-	-
Total	\$8,402,924	\$45,000	\$108,964	-	\$27,500
Enrollment Management					
Student Financial Aid & Scholarships	-	-	-	-	\$38,335
Total	-	-	-	-	\$38,335
Environment, School of the					
Earth Sciences & Resources Institute	\$137,699	-	-	-	-
Environment, School of the	\$639,137	-	-	-	\$125,533
Total	\$776,836	-	-	-	\$125,533
Honors College, South Carolina					
Honors College, South Carolina	-	-	-	-	\$4,000
Total	-	-	-	-	\$4,000
Hospitality, Retail & Sport Management, College of					
Sport & Entertainment Management	\$13,500	-	-	-	-
Total	\$13,500	-	-	-	-

	Research	Training	Grad. Assist.	Equipment	Service
Information Technology, Office of					
Information Technology, Office of	-	-	-	-	\$20,000
Total	-	-	-	-	\$20,000
Law, School of					
Law, School of	\$103,000	-	-	-	\$582,789
Total	\$103,000	-	-	-	\$582,789
Liberal Arts, College of					
Anthropology	\$81,125	-	-	-	-
Archaeology & Anthropology, SC Institute of	\$976,747	-	-	-	\$10,350
Art	\$1,200	-	-	-	-
Criminology & Criminal Justice, Department of	-	-	\$16,298	-	\$199,000
English	\$56,725	-	-	-	\$24,976
Geography	\$601,302	\$188,631	\$6,600	-	-
History	\$40,000	-	\$62,078	-	-
McKissick Museum	\$1,200	-	-	-	\$90,984
Naval Science	-	\$3,000	-	-	-
Philosophy	\$1,350,000	-	-	-	-
Political Science	-	-	\$39,376	-	\$65,000
Psychology	\$3,460,582	-	\$50,352	-	\$32,413
Public Service & Policy Research, Institute for	\$33,870	-	\$8,000	-	\$267,408
Religious Studies	\$15,000	-	-	-	-
Southern Studies, Institute for	\$262,040	-	-	-	\$568,000
Theatre, Speech & Dance	-	-	\$20,250	-	-
Total	\$6,879,791	\$191,631	\$202,954	-	\$1,258,131
Mass Communications & Information Studies, College of					
Journalism & Mass Communications, School of	-	-	-	-	\$143,191
Library & Information Sciences, School of	\$196,159	-	\$4,532	-	\$477,609
Total	\$196,159	-	\$4,532	-	\$620,800
Medicine, School of					
Cell & Developmental Biology & Anatomy	\$1,210,107	-	-	-	-
Cell Biology & Neurosciences	\$97,300	-	-	-	-
Family & Preventive Medicine	\$8,184	-	-	-	\$53,109
Internal Medicine	\$779,039	\$125,181	-	-	\$90,000
Medicine Library	\$266,316	-	-	-	-
Medicine, School of - (Dean)	\$20,000	\$302,900	-	\$30,000	-
Microbiology & Immunology	\$327,972	\$35,410	-	-	-
Neuropsychiatry	-	\$98,017	-	-	-
Obstetrics & Gynecology	\$59,000	-	-	-	\$64,952
Ophthalmology	\$9,168	-	-	-	-
Pathology & Microbiology	\$241,456	-	-	-	-
Pediatrics/Developmental Disabilities, Center for	\$32,782	\$97,123	-	-	\$1,205,732
Pharmacology, Physiology & Neuroscience	\$761,238	-	-	-	-
Radiology	\$31,662	-	-	-	\$245,110
Surgery	\$8,352	\$16,000	-	-	\$12,000
Total	\$3,852,576	\$674,631	-	\$30,000	\$1,670,903
Nursing, College of					
Academic & Student Affairs	\$309,898	-	-	-	\$8,700

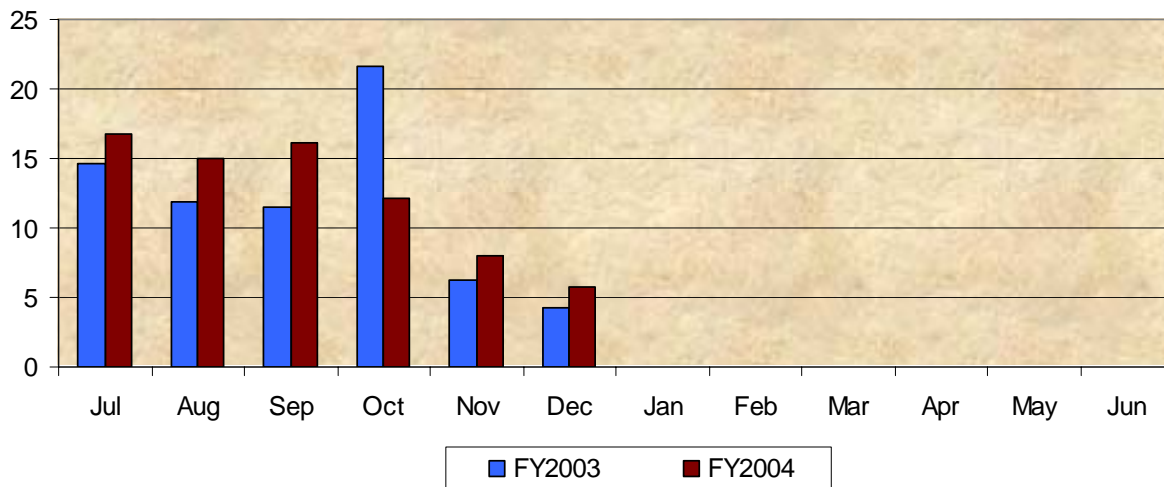
	Research	Training	Grad. Assist.	Equipment	Service
Nursing - (General)	\$430,832	\$387,847	-	-	-
Total	\$740,730	\$387,847	-	-	\$8,700
Pharmacy, College of					
Basic Pharmaceutical Sciences	\$30,000	-	-	-	-
Pharmacy - (Dean)	-	-	-	-	\$13,500
Pharmacy - (General)	\$397,071	-	-	-	\$233,614
Pharmacy Practice	\$7,800	-	-	-	\$76,750
Total	\$434,871	-	-	-	\$323,864
Provost, Office of the					
Provost, Office of the	\$4,267	-	-	-	-
TRIO Programs	-	-	-	-	\$1,251,110
Total	\$4,267	-	-	-	\$1,251,110
Public Health, Arnold School of					
Communication Sciences & Disorders	-	\$9,700	-	-	-
Environmental Health Sciences	\$2,181,620	\$905,474	-	-	-
Epidemiology & Biostatistics	\$2,958,947	-	\$133,432	-	\$84,347
Exercise Science	\$2,394,762	\$1,485	\$29,350	-	-
Health Promotion, Education & Behavior	\$127,589	\$2,212,944	\$118,230	-	\$21,231
Health Services & Policy Research, Center for	\$288,629	-	-	-	\$36,454
Health Services Policy & Management	\$105,854	-	\$54,644	-	-
Prevention Research Center	\$1,672,755	-	-	-	-
Public Health, Arnold School of - Dean	\$336,880	-	-	-	-
Total	\$10,067,036	\$3,129,603	\$335,656	-	\$142,032
Research, Vice President for					
Sponsored Programs & Research	\$168,510	-	-	-	\$25,000
Total	\$168,510	-	-	-	\$25,000
Science and Mathematics, College of					
Baruch Institute	\$3,947,737	-	-	-	\$29,200
Biological Sciences	\$4,690,151	-	-	-	\$468,583
Chemistry & Biochemistry	\$4,709,829	-	-	-	\$32,506
Geological Sciences	\$1,922,513	\$231,336	-	-	\$10,400
Mathematics	\$658,832	-	-	-	-
Physics & Astronomy	\$1,007,774	\$327,960	-	-	\$3,085
Science Education, Center for	\$12,400	-	-	-	-
Statistics	\$367,535	-	\$41,195	-	\$1,026
Total	\$17,316,771	\$559,296	\$41,195	-	\$544,800
Senior and Regional Campuses					
USC Aiken	\$318,534	-	-	-	\$447,639
USC Beaufort	-	-	-	-	\$364,649
USC Lancaster	-	-	-	-	\$462,031
USC Salkehatchie	-	-	-	-	\$252,607
USC Spartanburg	\$105,871	\$706,192	-	-	\$925,680
USC Sumter	-	-	-	-	\$260,182
USC Union	-	-	-	-	\$227,407
Total	\$424,405	\$706,192	-	-	\$2,940,195
Social Work, College of					
Families in Society, Institute for	\$2,748,851	-	-	-	\$509,476

		Research	Training	Grad. Assist.	Equipment	Service
Social Work, College of		\$43,754	\$499,699	\$136,660	-	\$485,315
	Total	\$2,792,605	\$499,699	\$136,660	-	\$994,791
Student Affairs, Division of						
Student Health		-	-	-	-	\$302,154
Student Life		-	-	-	-	\$20,000
	Total	-	-	-	-	\$322,154
	Total University	\$53,101,935	\$6,857,495	\$863,593	\$30,000	\$12,937,530

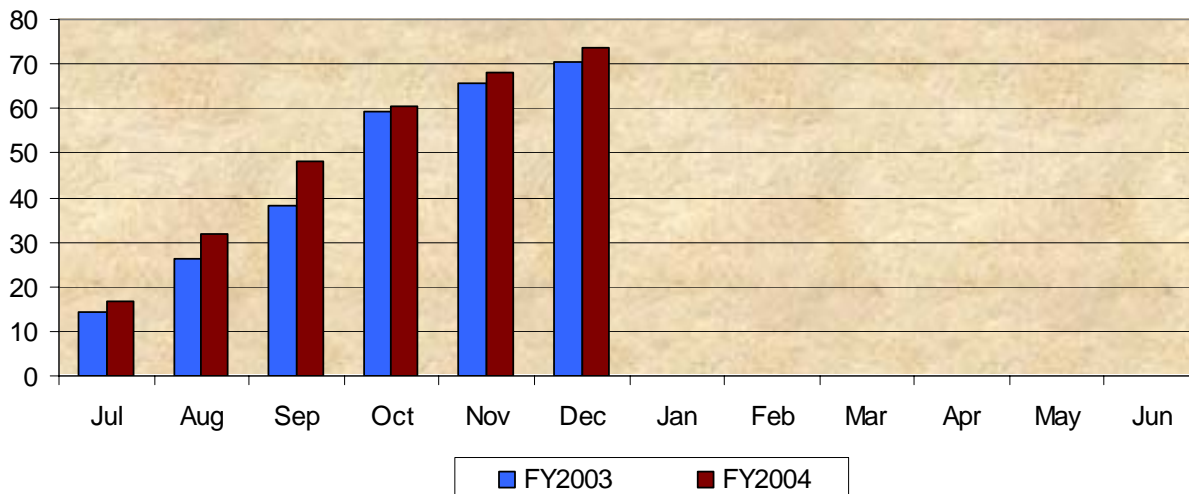
Funding Agency Comparison Report Year-To-Date - December - 2003

		<u>FISCAL YEAR - 2003</u>		<u>FISCAL YEAR - 2004</u>		<u>PERCENT CHANGE</u>
NIH Awards	95	\$11,074,769	110	\$13,753,195		24.2%
Dept. Of Education Awards	49	\$7,203,227	46	\$7,467,764		3.7%
Dept. Of Defense Awards	38	\$7,339,083	36	\$7,020,620		-4.3%
NSF Awards	51	\$4,571,223	59	\$7,070,019		54.7%
Non Profit Awards	97	\$3,306,136	98	\$4,013,577		21.4%
State and Municipalities Awards	96	\$2,978,274	79	\$2,349,096		-21.1%
Dept. Of Energy Awards	32	\$2,792,198	39	\$2,512,385		-10.0%
Business and Industry Awards	86	\$1,258,858	91	\$1,460,470		16.0%

Amounts Awarded (In millions of dollars)



Cumulative Amounts Awarded (In millions of dollars)



Proposals by Department

<u>Campus</u>	CURRENT MONTH December, 2003		YEAR TO DATE FY 2003		YEAR TO DATE FY 2004	
Business & Finance						
Campus Services	0	0	0	0	1	7,430
Facilities Management/Operational Services	1	6,600	0	0	1	6,600
Total:	1	\$6,600	0	\$0	2	\$14,030
Business, Moore School of						
Business Administration - Division of Research	0	0	20	234,569	4	125,272
Small Business Development Center	0	0	4	1,372,178	2	1,137,217
Total:	0	\$0	24	\$1,606,747	6	\$1,262,489
Education, College of						
Education	0	0	6	124,395	2	50,000
Education Leadership & Policies	1	142,050	2	187,292	3	434,486
Educational Psychology	0	0	1	74,954	2	54,952
Instruction & Teacher Education	6	2,500,036	14	1,027,385	14	2,756,454
Office of Program Evaluation	0	0	0	0	5	382,800
Physical Education	0	0	0	0	2	24,000
School Improvement Council Assistance	0	0	1	12,000	0	0
Total:	7	\$2,642,086	24	\$1,426,026	28	\$3,702,692
Engineering & Information Technology, College of						
Chemical Engineering	2	205,247	25	4,593,211	27	4,531,153
Civil & Environmental Engineering	2	130,498	17	1,836,510	21	1,054,907
Computer Science & Engineering	4	145,493	29	2,905,432	22	2,784,269
Electrical Engineering	1	40,025	16	5,297,589	15	2,735,854
Engineering & Information Technology, College of	0	0	5	802,004	5	257,746
Mechanical Engineering	5	228,303	15	1,485,777	26	2,205,874
Total:	14	\$749,566	107	\$16,920,523	116	\$13,569,803
Environment, School of the						
Earth Sciences & Resources Institute	0	0	4	207,205	5	158,000
Environment, School of the	1	79,118	8	695,928	8	744,682
Total:	1	\$79,118	12	\$903,133	13	\$902,682
Graduate School						
Graduate School	0	0	1	12,983	0	0
Total:	0	\$0	1	\$12,983	0	\$0
Hospitality, Retail & Sport Management, College of						
Hospitality, Retail & Sport Management, College of	0	0	0	0	1	151,434
Hotel, Restaurant & Tourism Management	0	0	0	0	1	400,000
Retailing, Center for	0	0	2	246,450	0	0
Sport & Entertainment Management	0	0	0	0	1	13,500

Proposals by Department

<u>Campus</u>	CURRENT MONTH December, 2003		YEAR TO DATE FY 2003		YEAR TO DATE FY 2004	
Total:	0	\$0	2	\$246,450	3	\$564,934
Law, School of						
Law, School of	2	229,496	5	454,206	9	505,981
Total:	2	\$229,496	5	\$454,206	9	\$505,981
Liberal Arts, College of						
Anthropology	0	0	1	4,200	2	92,250
Archaeology & Anthropology, SC Institute of	1	16,069	5	840,326	9	1,328,201
Art	0	0	2	4,450	4	82,510
Comparative Literature	0	0	0	0	4	140,000
Criminology & Criminal Justice, Department of	0	0	1	24,274	4	487,173
English	2	52,000	1	38,000	4	88,000
Geography	1	6,600	12	1,026,545	8	444,316
History	0	0	7	161,977	9	110,258
McKissick Museum	0	0	3	57,278	1	99,629
Philosophy	0	0	1	450,331	1	145,542
Political Science	0	0	8	306,278	7	51,499
Psychology	3	332,477	32	3,257,309	20	4,885,024
Public Service & Policy Research, Institute for	3	387,660	8	399,915	9	647,199
Religious Studies	0	0	1	25,000	2	15,000
Sociology	0	0	4	308,033	5	516,752
Southern Studies, Institute for	0	0	1	10,200	0	0
Theatre, Speech & Dance	0	0	0	0	3	27,750
Total:	10	\$794,806	87	\$6,914,116	92	\$9,161,103
Mass Communications & Information Studies, College						
Journalism & Mass Communications, School of	0	0	9	113,620	5	358,805
Library & Information Sciences, School of	1	20,000	5	445,552	4	64,532
Total:	1	\$20,000	14	\$559,172	9	\$423,337
Medicine, School of						
Cell & Developmental Biology & Anatomy	1	207,110	7	1,296,780	4	302,700
Cell Biology & Neurosciences	0	0	0	0	1	278,000
Family & Preventive Medicine	1	484,585	6	780,327	5	624,312
Internal Medicine	0	0	12	1,098,494	12	392,572
Medicine, School of - (Dean)	0	0	3	313,864	3	338,500
Microbiology & Immunology	0	0	1	208,907	4	1,525,687
Neuropsychiatry	0	0	2	92,822	4	599,335
Obstetrics & Gynecology	0	0	1	71,165	2	177,103
Ophthalmology	0	0	1	30,200	1	564,655
Pathology & Microbiology	0	0	8	719,336	1	146,794
Pediatrics/Developmental Disabilities, Center for	0	0	6	711,474	10	967,849

Proposals by Department

<u>Campus</u>	CURRENT MONTH December, 2003		YEAR TO DATE FY 2003		YEAR TO DATE FY 2004	
Pharmacology, Physiology & Neuroscience	1	4,505	16	2,912,276	10	958,116
Radiology	1	195,341	3	136,050	3	248,641
Surgery	0	0	2	109,250	1	16,000
Total:	4	\$891,541	68	\$8,480,945	61	\$7,140,264
Nursing, College of						
Academic & Student Affairs	1	11,665	1	28,470	1	11,665
Administrative & Clinical Nursing	1	280,795	1	479,279	3	773,233
Family & Community Health Nursing	0	0	1	29,192	1	1,000
Nursing - (General)	0	0	6	1,859,502	2	2,164,079
Total:	2	\$292,460	9	\$2,396,443	7	\$2,949,977
Pharmacy, College of						
Basic Pharmaceutical Sciences	2	422,637	8	698,894	4	836,456
Pharmacy - (Dean)	0	0	1	50,000	0	0
Pharmacy - (General)	1	115,697	1	70,295	7	881,685
Pharmacy Practice	0	0	0	0	1	19,522
Total:	3	\$538,334	10	\$819,189	12	\$1,737,663
Provost, Office of the						
TRIO Programs	0	0	3	1,078,453	3	1,066,853
Total:	0	\$0	3	\$1,078,453	3	\$1,066,853
Public Health, Arnold School of						
Communication Sciences & Disorders	0	0	3	83,891	6	556,359
Environmental Health Sciences	1	129,010	9	1,807,142	15	2,232,521
Epidemiology & Biostatistics	2	130,108	24	1,054,377	23	3,196,455
Exercise Science	2	725,346	12	2,133,591	16	3,364,283
Health Promotion, Education & Behavior	2	438,295	34	2,766,466	23	1,816,942
Health Services & Policy Research, Center for	0	0	2	104,094	2	48,874
Health Services Policy & Management	3	15,710	21	629,536	18	187,854
Prevention Research Center	1	8,300	4	195,680	3	665,948
Public Health, Arnold School of - Dean	0	0	2	2,017,500	2	1,147,725
Total:	11	\$1,446,769	111	\$10,792,277	108	\$13,216,961
Research, Vice President for						
Sponsored Programs & Research	0	0	0	0	1	100,000
Technology Incubator	0	0	1	160,000	0	0
Total:	0	\$0	1	\$160,000	1	\$100,000
Science and Mathematics, College of						
Baruch Institute	2	144,633	9	1,295,030	12	2,830,208
Biological Sciences	4	485,834	38	5,285,496	53	5,656,800

Proposals by Department

<u>Campus</u>	CURRENT MONTH December, 2003		YEAR TO DATE FY 2003		YEAR TO DATE FY 2004	
Chemistry & Biochemistry	8	802,841	41	10,856,159	42	19,376,242
Geological Sciences	7	569,248	35	3,847,996	40	5,671,838
Mathematics	2	60,375	17	1,052,794	13	1,352,531
Physics & Astronomy	2	705,000	25	3,569,424	27	5,331,891
Science Education, Center for	2	2,333,428	2	34,845	4	2,585,229
Statistics	0	0	15	805,207	9	596,359
Total:	27	\$5,101,359	182	\$26,746,951	200	\$43,401,098
Senior and Regional Campuses						
Regional Campuses & Continuing Education	0	0	0	0	2	299,260
USC Aiken	2	152,357	17	3,310,708	12	636,902
USC Beaufort	0	0	9	1,674,383	9	449,489
USC Lancaster	1	49,589	5	1,087,499	2	287,196
USC Salkehatchie	0	0	8	107,946	5	360,066
USC Spartanburg	3	207,536	11	3,483,859	22	1,890,967
USC Union	0	0	2	496,281	1	222,948
Total:	6	\$409,482	52	\$10,160,676	53	\$4,146,828
Social Work, College of						
Families in Society, Institute for	1	21,020	9	1,378,294	11	2,849,139
Social Work, College of	2	3,702,225	41	1,730,509	46	6,323,387
Total:	3	\$3,723,245	50	\$3,108,803	57	\$9,172,526
Student Affairs, Division of						
Health & Wellness Program	0	0	2	31,788	0	0
Student Health	0	0	0	0	4	26,900
Student Life	0	0	1	4,271	1	20,000
Total:	0	\$0	3	\$36,059	5	\$46,900
University 101						
University 101	0	0	1	23,925	0	0
Total:	0	\$0	1	\$23,925	0	\$0
University Libraries						
South Caroliniana Library	0	0	1	4,643	0	0
Thomas Cooper Library	0	0	0	0	1	138,319
Total:	0	\$0	1	\$4,643	1	\$138,319
Report Total:	92	\$16,924,862	767	\$92,851,720	786	\$113,224,440