

MEMORANDUM

To: Anthony M. Boccanfuso, Ph.D.
Director

From: R. Steven Etheredge
Associate Director

RE: Report of Sponsored Program Activity for August 2001

Date: September 18, 2001

The University received awards totaling \$12.1 million during the month, an 8% decrease from last August (\$13.1 million). Thus far in the fiscal year, award dollars are 26% behind last year, \$18.9 million vs. \$25.5 million.

Faculty submitted 148 proposals requesting \$10 million during August. SPAR has processed 266 proposals requesting \$19.8 million during the first two months of FY02. This compares to last year's totals of 292 and \$29.8 million.

cc: K. McCoy

Sponsored Programs and Research Monthly Report

SUMMARY OF AWARDS AUGUST - 2001

By Purpose

Research Awards - SPAR	\$4,768,723
Research Awards - USCRF	\$2,535,492
Training Awards	\$1,266,359
Service Awards	\$3,031,091
Equipment Awards	\$0
Graduate Assistantship Awards	\$454,267
TOTAL:	\$12,055,932

By Source

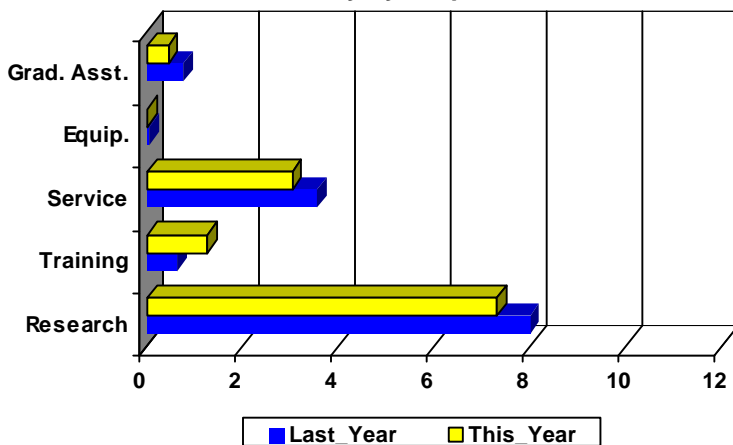
Federal Awards - SPAR	\$6,899,551
Federal Awards - USCRF	\$2,448,303
Private Awards - SPAR	\$1,050,881
Private Awards - USCRF	\$419,594
State Awards	\$1,237,603
TOTAL:	\$12,055,932

COMPARISON OF AMOUNT RECEIVED

AUGUST - 2001 vs. AUGUST - 2000

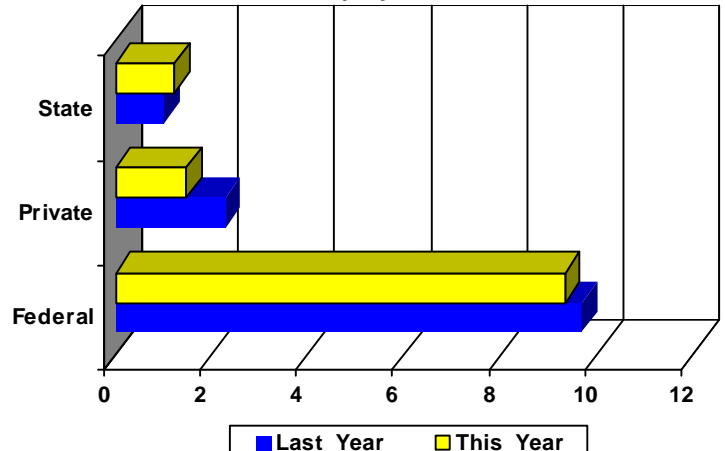
Amounts Received
(In millions of dollars)

Summary by Purpose



Amounts Received
(In millions of dollars)

Summary by Source



AWARDS BY DEPARTMENT

DEPARTMENT	CURRENT MONTH AUGUST - 2001		YEAR TO DATE FY 2002		YEAR TO DATE FY 2001	
Business and Finance						
Campus Services	0	\$0	0	\$0	2	\$12,000
Recycling & Waste Management	1	\$9,970	1	\$9,970	0	\$0
Total :	1	\$9,970	1	\$9,970	2	\$12,000
College of Criminal Justice						
	0	\$0	1	\$40,745	2	\$44,080
Total :	0	\$0	1	\$40,745	2	\$44,080
College of Education						
Education Leadership & Policies	2	\$175,000	3	\$186,044	7	\$61,971
Educational Psychology	0	\$0	3	\$43,027	2	\$165,656
Instruction & Teacher Education	1	\$302,405	2	\$342,405	2	\$50,231
Physical Education	0	\$0	0	\$0	1	\$122,200
SC Educational Policy Center	0	\$0	0	\$0	2	\$200,000
Total :	3	\$477,405	8	\$571,476	14	\$600,058
College of Engineering & Information						
Chemical Engineering	4	\$1,146,232	7	\$1,326,615	6	\$279,701
Civil & Environmental Engineering	1	\$25,000	2	\$109,924	5	\$931,743
Computer Science & Engineering	0	\$0	1	\$51,163	4	\$92,719
Electrical Engineering	1	\$40,633	1	\$40,633	5	\$3,132,679
Engineering & Information Technology, College of	0	\$0	0	\$0	1	\$48,862
Mechanical Engineering	4	\$304,989	6	\$473,685	6	\$229,131
SCAMP	0	\$0	5	\$424,672	0	\$0
Total :	10	\$1,516,854	22	\$2,426,692	27	\$4,714,835
College of Hospitality, Retail & Sports						
Center For Retailing Studies	0	\$0	1	\$11,429	0	\$0
Hospitality, Retail & Sports Mgmt - Dean's Office	0	\$0	1	\$62,500	0	\$0
Sport Administration	0	\$0	0	\$0	1	\$13,000
Total :	0	\$0	2	\$73,929	1	\$13,000
College of Journalism & Mass						
	3	\$108,291	3	\$108,291	4	\$19,632
Total :	3	\$108,291	3	\$108,291	4	\$19,632
College of Liberal Arts						
Archaeology & Anthropology, Institute of	1	\$250,000	2	\$265,666	1	\$2,000
English	1	\$35,000	1	\$35,000	0	\$0
Geography	3	\$342,003	6	\$401,390	4	\$280,070
Government & International Studies	2	\$6,398	2	\$6,398	4	\$18,400
History	9	\$39,243	9	\$39,243	8	\$70,637
Institute for Southern Studies	1	\$27,778	1	\$27,778	1	\$50,000
International Studies, Institute of	0	\$0	0	\$0	2	\$128,997
Liberal Arts Dean's Office	0	\$0	1	\$6,000	0	\$0
McKissick Museum	1	\$3,750	2	\$5,750	2	\$55,759
Philosophy	0	\$0	1	\$14,750	0	\$0
Psychology	7	\$99,660	10	\$159,160	16	\$481,793
Public Affairs, Institute of	1	\$24,998	4	\$52,629	6	\$149,664

DEPARTMENT	CURRENT MONTH AUGUST - 2001		YEAR TO DATE FY 2002		YEAR TO DATE FY 2001	
Religious Studies	0	\$0	1	\$50,000	0	\$0
Trio Programs	5	\$1,182,606	5	\$1,182,606	4	\$893,062
Total :	31	\$2,011,436	45	\$2,246,370	48	\$2,130,382
College of Library & Information Science	1	\$17,200	3	\$45,185	0	\$0
Total :	1	\$17,200	3	\$45,185	0	\$0
College of Nursing						
Academic & Student Affairs	2	\$12,000	4	\$304,608	4	\$565,281
Administrative & Clinical Nursing	1	\$86,003	1	\$86,003	1	\$86,144
Family & Community Health Nursing	0	\$0	1	\$7,725	5	\$241,841
Total :	3	\$98,003	6	\$398,336	10	\$893,266
College of Pharmacy						
Basic Pharmaceutical Sciences	1	\$103,641	2	\$105,141	0	\$0
Pharmacy Practice	0	\$0	0	\$0	4	\$83,000
Total :	1	\$103,641	2	\$105,141	4	\$83,000
College of Science and Math						
Baruch Institute	4	\$245,220	5	\$775,220	3	\$225,228
Biological Research & Technology, Institute for	0	\$0	1	\$2,200	0	\$0
Biological Sciences	5	\$180,213	9	\$659,868	5	\$236,478
Chemistry & Biochemistry	5	\$492,628	8	\$857,595	14	\$1,056,465
Computer Science (moved to Engineering)	0	\$0	0	\$0	1	\$19,266
EPSCoR (moved to VP for Research)	0	\$0	0	\$0	3	\$116,175
Geological Sciences	13	\$710,495	16	\$774,645	8	\$286,991
Mathematics	0	\$0	0	\$0	3	\$160,565
Physics & Astronomy	1	\$66,000	1	\$66,000	3	\$444,197
Science & Math Administration	4	\$548,283	4	\$548,283	6	\$904,500
Statistics	4	\$123,531	5	\$231,906	2	\$149,784
Total :	36	\$2,366,370	49	\$3,915,717	48	\$3,599,649
College of Social Work	14	\$375,565	21	\$615,536	15	\$486,208
Total :	14	\$375,565	21	\$615,536	15	\$486,208
Darla Moore School of Business						
Business Administration - Division Of Research	11	\$73,177	15	\$230,302	12	\$162,208
Small Business Development Center	1	\$30,000	1	\$30,000	2	\$24,000
Total :	12	\$103,177	16	\$260,302	14	\$186,208
Division of Student Affairs						
Student Life	0	\$0	0	\$0	2	\$211,571
Total :	0	\$0	0	\$0	2	\$211,571
Institute for Families in Society						
Families in Society, Institute for	3	\$894,165	4	\$954,165	4	\$72,462
Total :	3	\$894,165	4	\$954,165	4	\$72,462

DEPARTMENT	CURRENT MONTH AUGUST - 2001		YEAR TO DATE FY 2002		YEAR TO DATE FY 2001	
Law School						
Law School	2	\$268,993	2	\$268,993	3	\$376,728
Total :	2	\$268,993	2	\$268,993	3	\$376,728
Norman J. Arnold School of Public Health						
Center for Health Services and Policy Research	1	\$76,668	2	\$147,735	0	\$0
Environmental Health Sciences	15	\$485,208	24	\$552,823	6	\$401,690
Epidemiology & Biostatistics	4	\$173,673	8	\$309,354	9	\$1,139,807
Exercise Science	3	\$846,475	3	\$846,475	2	\$352,665
Health Administration	3	\$32,700	4	\$67,691	10	\$83,426
Health Promotion & Education	10	\$194,294	12	\$226,794	10	\$244,875
Prevention Research Center	1	\$3,000	1	\$3,000	0	\$0
Total :	37	\$1,812,018	54	\$2,153,872	37	\$2,222,463
Regional and Four-Year Campuses						
Regional Campuses & Continuing Education	0	\$0	0	\$0	1	\$32,100
USC Aiken	5	\$333,543	5	\$333,543	7	\$717,199
USC Beaufort	2	\$105,000	3	\$106,200	4	\$238,000
USC Lancaster	1	\$5,000	2	\$221,454	2	\$398,582
USC Salkehatchie	1	\$5,000	2	\$221,454	1	\$29,600
USC Spartanburg	6	\$43,151	12	\$671,357	12	\$921,806
USC Sumter	1	\$5,000	2	\$221,454	3	\$398,168
USC Union	0	\$0	1	\$224,471	1	\$198,582
Total :	16	\$496,694	27	\$1,999,933	31	\$2,934,037
School of Medicine						
Biochemistry *	4	\$481,628	4	\$481,628	5	\$659,605
Cell Biology & Neurosciences	1	\$217,561	1	\$217,561	1	\$212,686
Developmental Biology & Anatomy	1	\$124,200	2	\$239,566	1	\$246,213
Family & Preventive Medicine	0	\$0	2	\$182,217	1	\$366,376
Health & Safety	1	\$9,600	1	\$9,600	0	\$0
Internal Medicine	4	\$60,002	5	\$60,727	10	\$189,948
Medicine Library	1	\$3,880	1	\$3,880	0	\$0
Microbiology & Immunology	0	\$0	1	\$252,875	3	\$641,301
Neuropsychiatry	1	\$9,027	3	\$60,527	5	\$268,390
Obstetrics & Gynecology	0	\$0	0	\$0	1	\$11,525
Orthopaedic Surgery	0	\$0	0	\$0	1	\$2,250
Pathology	1	\$15,000	1	\$15,000	1	\$7,500
Pediatrics/Center for Developmental Disabilities	1	\$414,768	2	\$886,222	15	\$2,530,721
Pharmacology & Physiology	0	\$0	0	\$0	2	\$63,510
Research & Special Projects	5	\$125,050	7	\$284,228	1	\$37,800
Surgery	3	\$139,844	5	\$148,608	0	\$0
Total :	23	\$1,600,560	35	\$2,842,639	47	\$5,237,825
School of the Environment						
Earth Sciences & Resources Institute	1	\$3,450	2	\$47,275	1	\$40,800
School of the Environment	0	\$0	3	\$19,899	0	\$0
Total :	1	\$3,450	5	\$67,174	1	\$40,800
University Libraries						
Thomas Cooper Library	1	\$1,020	1	\$1,020	0	\$0

DEPARTMENT	CURRENT MONTH AUGUST - 2001		YEAR TO DATE FY 2002		YEAR TO DATE FY 2001	
Total :	1	\$1,020	1	\$1,020	0	\$0
Vice President for Research						
NanoCenter	2	\$197,997	2	\$197,997	0	\$0
Sponsored Programs & Research	1	\$24,751	1	\$24,751	0	\$0
Vice President for Research	0	\$0	0	\$0	1	\$2,300,000
Vice President for Research - General	1	\$50,000	1	\$50,000	0	\$0
Total :	4	\$272,748	4	\$272,748	1	\$2,300,000
Report TOTAL :	198	\$12,055,932	307	\$18,896,606	310	\$25,518,599

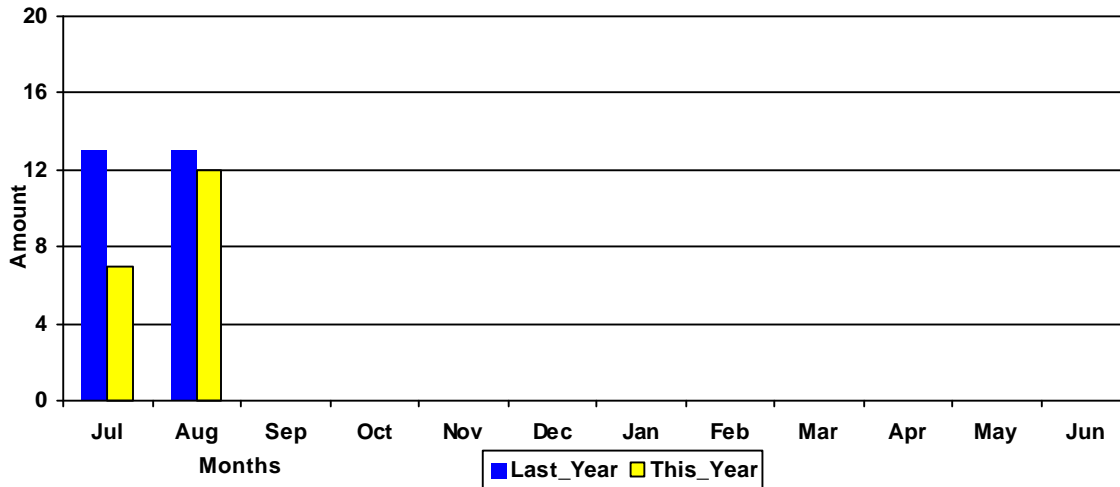
* - Biochemistry represents faculty with a dual appointment to the Department of Chemistry and the School of Medicine. The figures are included in both division totals but only once in the overall total.

Funding Agency Comparison Report

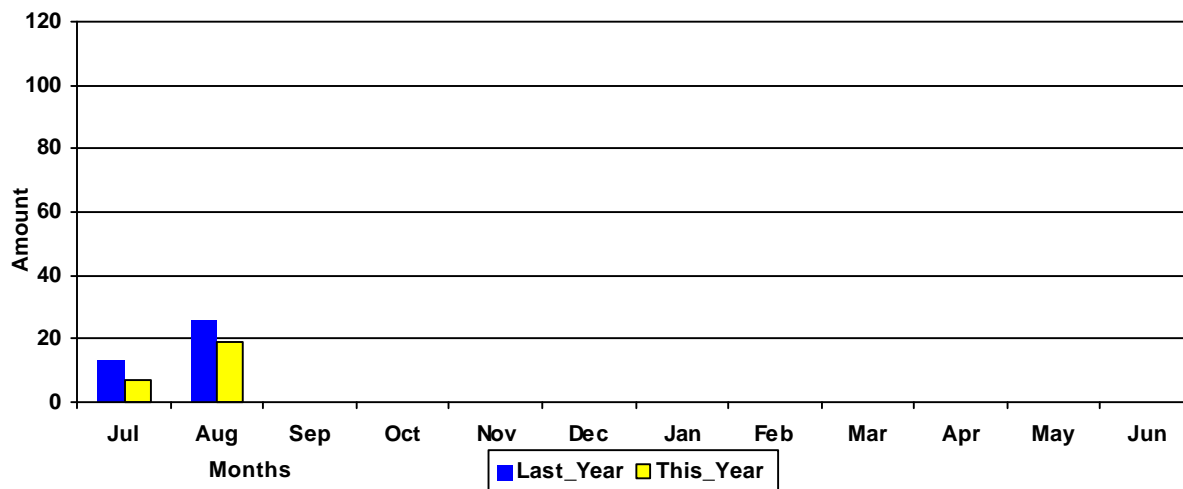
Year-To-Date -AUGUST - 2001

	<u>FISCAL YEAR - 2002</u>		<u>FISCAL YEAR - 2001</u>	
NSF Awards	21	\$1,661,783	19	\$582,500
NIH Awards	21	\$2,657,968	27	\$3,502,936
Dept. Of Defense Awards	8	\$326,074	7	\$3,516,983
Dept. Of Education Awards	27	\$3,983,503	27	\$4,392,907
Dept. Of Energy Awards	6	\$451,997	4	\$271,593
SCUREF Awards from DOE	3	\$198,025	2	\$35,039
State and Municipalities Awards	45	\$2,075,629	51	\$5,168,189

**Amounts Awarded
(In millions of dollars)**



**Cumulative Amounts Awarded
(In millions of dollars)**



PROPOSALS BY DEPARTMENT

DEPARTMENT	CURRENT MONTH AUGUST - 2001		YEAR TO DATE FY 2002		YEAR TO DATE FY 2001	
Business and Finance						
Campus Services	0	\$0	0	\$0	1	\$2,000
Total :	0	\$0	0	\$0	1	\$2,000
College of Criminal Justice						
	0	\$0	0	\$0	4	\$54,354
Total :	0	\$0	0	\$0	4	\$54,354
College of Education						
Education Leadership & Policies	2	\$200,000	4	\$220,080	7	\$61,971
Educational Psychology	0	\$0	3	\$107,750	0	\$0
Instruction & Teacher Education	0	\$0	0	\$0	3	\$2,048,657
Physical Education	0	\$0	0	\$0	1	\$122,200
Total :	2	\$200,000	7	\$327,830	11	\$2,232,828
College of Engineering & Information						
Chemical Engineering	3	\$567,688	8	\$826,144	7	\$1,041,779
Civil & Environmental Engineering	1	\$30,100	6	\$401,869	6	\$548,010
Computer Science & Engineering	1	\$8,568	2	\$83,566	7	\$296,523
Electrical Engineering	0	\$0	0	\$0	5	\$4,300,806
Mechanical Engineering	1	\$20,000	2	\$95,000	11	\$1,656,403
SCAMP	0	\$0	1	\$404,672	2	\$812,000
Total :	6	\$626,356	19	\$1,811,251	38	\$8,655,521
College of Hospitality, Retail & Sports						
Sport Administration	0	\$0	0	\$0	1	\$13,000
Total :	0	\$0	0	\$0	1	\$13,000
College of Journalism & Mass						
	4	\$114,184	4	\$114,184	3	\$19,631
Total :	4	\$114,184	4	\$114,184	3	\$19,631
College of Liberal Arts						
Archaeology & Anthropology, Institute of	0	\$0	1	\$7,554	2	\$130,708
Art	0	\$0	0	\$0	1	\$2,500
English	1	\$12,000	1	\$12,000	2	\$15,750
Geography	2	\$78,254	4	\$148,974	1	\$62,103
Government & International Studies	3	\$54,093	3	\$54,093	3	\$11,500
History	8	\$35,743	8	\$35,743	12	\$75,574
Institute for Southern Studies	1	\$28,968	1	\$28,968	0	\$0
McKissick Museum	1	\$4,500	2	\$6,500	3	\$112,255
Psychology	5	\$65,060	9	\$208,895	17	\$3,613,007
Public Affairs, Institute of	2	\$222,299	3	\$234,781	0	\$0
Religious Studies	0	\$0	1	\$50,000	0	\$0
Sociology	1	\$70,661	1	\$70,661	1	\$166,667
Trio Programs	0	\$0	0	\$0	1	\$85,600
Total :	24	\$571,578	34	\$858,169	43	\$4,275,663
College of Library & Information Science						
	1	\$24,854	3	\$52,839	2	\$44,080
Total :	1	\$24,854	3	\$52,839	2	\$44,080

DEPARTMENT	CURRENT MONTH AUGUST - 2001		YEAR TO DATE FY 2002		YEAR TO DATE FY 2001	
College of Nursing						
Academic & Student Affairs	0	\$0	2	\$85,390	3	\$168,096
Administrative & Clinical Nursing	0	\$0	0	\$0	2	\$8,500
Family & Community Health Nursing	3	\$121,669	4	\$519,386	0	\$0
Total :	3	\$121,669	6	\$604,776	5	\$176,596
College of Pharmacy						
Basic Pharmaceutical Sciences	0	\$0	0	\$0	1	\$104,993
Clinical Pharmacy	0	\$0	1	\$18,423	2	\$33,228
Pharmacy Practice	0	\$0	0	\$0	6	\$190,925
Total :	0	\$0	1	\$18,423	9	\$329,146
College of Science and Math						
Baruch Institute	2	\$157,959	10	\$693,327	2	\$154,189
Biological Sciences	6	\$587,513	13	\$1,193,695	10	\$581,413
Center For Science Education	0	\$0	0	\$0	2	\$61,501
Chemistry & Biochemistry	2	\$260,734	9	\$1,083,567	15	\$1,749,662
EPSCoR (moved to VP for Research)	0	\$0	0	\$0	1	\$40,000
Geological Sciences	9	\$705,191	12	\$814,950	9	\$977,039
Mathematics	2	\$108,553	2	\$108,553	1	\$144,205
Physics & Astronomy	0	\$0	2	\$221,105	3	\$206,811
Statistics	1	\$2,849	4	\$11,055	2	\$36,796
Total :	22	\$1,822,799	52	\$4,126,252	45	\$3,951,616
College of Social Work						
	18	\$529,292	23	\$569,180	23	\$785,045
Total :	18	\$529,292	23	\$569,180	23	\$785,045
Darla Moore School of Business						
Business Administration - Division Of Research	10	\$153,011	11	\$157,011	12	\$173,726
Small Business Development Center	3	\$1,231,896	4	\$1,311,271	3	\$2,386,650
Total :	13	\$1,384,907	15	\$1,468,282	15	\$2,560,376
Division of Student Affairs						
Housing & Residential Services	1	\$25,000	1	\$25,000	0	\$0
Student Life	0	\$0	0	\$0	1	\$19,410
Total :	1	\$25,000	1	\$25,000	1	\$19,410
Institute for Families in Society						
Families in Society, Institute for	5	\$392,375	6	\$762,922	6	\$1,008,184
Total :	5	\$392,375	6	\$762,922	6	\$1,008,184
Law Enforcement & Safety						
	0	\$0	1	\$21,600	1	\$19,559
Total :	0	\$0	1	\$21,600	1	\$19,559
Law School						
Law School	3	\$896,144	3	\$896,144	2	\$360,628
Total :	3	\$896,144	3	\$896,144	2	\$360,628

DEPARTMENT	CURRENT MONTH AUGUST - 2001		YEAR TO DATE FY 2002		YEAR TO DATE FY 2001	
Norman J. Arnold School of Public Health						
Center for Health Services and Policy Research	0	\$0	1	\$84,571	0	\$0
Communication Sciences & Disorders	1	\$7,917	1	\$7,917	0	\$0
Environmental Health Sciences	3	\$332,715	7	\$736,967	4	\$281,979
Epidemiology & Biostatistics	3	\$166,778	5	\$259,028	8	\$1,072,733
Exercise Science	1	\$3,000	5	\$382,750	4	\$32,700
Health Administration	3	\$32,700	3	\$32,700	8	\$76,839
Health Promotion & Education	7	\$183,392	9	\$264,892	12	\$409,021
Norman J. Arnold School of Public Health - Dean	0	\$0	0	\$0	1	\$23,075
Prevention Research Center	1	\$1,352	1	\$1,352	6	\$738,453
Total :	19	\$727,854	32	\$1,770,177	43	\$2,634,800
Regional and Four-Year Campuses						
USC Aiken	1	\$186,044	3	\$386,044	5	\$121,455
USC Beaufort	0	\$0	1	\$20,000	2	\$88,000
USC Lancaster	1	\$0	1	\$0	2	\$53,524
USC Salkehatchie	0	\$0	0	\$0	2	\$78,746
USC Spartanburg	8	\$205,050	10	\$615,527	5	\$67,180
USC Sumter	0	\$0	1	\$1,000	2	\$49,862
Total :	10	\$391,094	16	\$1,022,571	18	\$458,767
School of Medicine						
Biochemistry *	2	\$232,878	2	\$232,878	2	\$372,709
Cell Biology & Neurosciences	0	\$0	1	\$108,000	0	\$0
Developmental Biology & Anatomy	1	\$163,458	3	\$589,708	4	\$698,097
Family & Preventive Medicine	0	\$0	2	\$386,691	0	\$0
Internal Medicine	2	\$83,250	5	\$187,250	2	\$133,492
Microbiology & Immunology	1	\$150,000	2	\$306,719	1	\$150,000
Neuropsychiatry	2	\$93,177	4	\$386,119	1	\$94,160
Obstetrics & Gynecology	0	\$0	0	\$0	1	\$59,000
Pathology	1	\$103,878	1	\$103,878	1	\$125,000
Pediatrics/Center for Developmental Disabilities	1	\$201,120	5	\$1,469,860	4	\$136,295
Pharmacology & Physiology	0	\$0	2	\$101,498	3	\$228,121
Radiology	0	\$0	0	\$0	1	\$400,313
Research & Special Projects	1	\$550	1	\$550	0	\$0
School of Medicine Graduate Program	0	\$0	0	\$0	2	\$17,680
South Carolina Cancer Center	1	\$47,000	1	\$47,000	0	\$0
Surgery	0	\$0	2	\$17,000	0	\$0
Total :	12	\$1,075,311	31	\$3,937,151	22	\$2,414,867
School of the Environment						
Earth Sciences & Resources Institute	2	\$838,659	2	\$838,659	0	\$0
School of the Environment	3	\$111,419	9	\$382,441	0	\$0
Total :	5	\$950,078	11	\$1,221,100	0	\$0
University Libraries						
Thomas Cooper Library	1	\$90,000	1	\$90,000	1	\$166,878
Total :	1	\$90,000	1	\$90,000	1	\$166,878

DEPARTMENT	CURRENT MONTH AUGUST - 2001		YEAR TO DATE FY 2002		YEAR TO DATE FY 2001	
Vice President for Research						
NanoCenter	1	\$297,976	2	\$335,980	0	\$0
Total :	1	\$297,976	2	\$335,980	0	\$0
Report TOTAL :	148	\$10,008,593	266	\$19,800,953	292	\$29,810,240

* - Biochemistry represents faculty with a dual appointment to the Department of Chemistry and the School of Medicine. The figures are included in both division totals but only once in the overall total.