

**MEMORANDUM**

To: Harris Pastides, Ph.D.  
 Interim Vice President for Research

From: Anthony M. Boccanfuso, Ph.D.  
 Managing Director

RE: Report of Sponsored Program Activity for August 2003

Date: September 15, 2003

The month of August and year-to-date trends continue to be positive.

- August 2003 awards totaled \$15.0 million of new funding, an increase of \$1.6 million from August 2002.
- Total awards (research, service, training) through August reached \$31.7 million (compared to \$26.4 million in FY2002), an increase of twenty (20%) when compared to last year's number.
- Faculty submitted 152 proposals requesting \$14.3 million during August. Thus far in the fiscal year, SPAR has processed 334 proposals requesting \$45.3 million, compared to last year's totals of 307 and \$30.4 million.

	<b>August FY04</b>	<b>YTD FY03 July - August</b>	<b>YTD FY04 July - August</b>	<b>YTD Change</b>
Award Dollars	\$15,039,439	\$26,352,736	\$31,937,087	<b>21%</b>
Research Direct Expenditures	\$6,317,374	\$9,475,054	\$11,380,925	<b>20%</b>
Research IDC Expenditures	\$1,553,477	\$2,877,829	\$3,367,017	<b>17%</b>
Proposals Submitted	152	307	334	<b>9%</b>
Proposal Dollars Requested	\$14,303,506	\$30,401,405	\$45,293,352	<b>49%</b>
<b>Notable Areas</b>				
Health Science Colleges	\$6,348,904	\$8,152,254	\$11,151,796	<b>37%</b>
Engineering & Information Technology	\$1,318,781	\$2,325,097	\$3,877,037	<b>67%</b>
Liberal Arts, College of	\$1,949,388	\$2,739,821	\$2,739,821	<b>37%</b>
Science and Mathematics, College of	\$2,794,869	\$7,471,395	\$9,165,143	<b>23%</b>
Senior and Regional Campuses	\$1,006,272	\$1,876,890	\$2,559,045	<b>36%</b>

cc: Andrew A. Sorensen, Ph.D.  
 Jerome D. Odom, Ph.D.  
 R. Steven Etheredge  
 Richard Kelly

## *August 2003 Featured Awards*

### *Business Administration - Division of Research*

#### **Woodward, Douglas**

\* *Economic Localization in Action: The Impact of the Coca-Cola System in Kenya* - (21200-JA08) **\$97,942**

*Sponsor:* USCRF/Coca-Cola Southern & East Africa Ltd.

### *Computer Science & Engineering*

#### **Wang, Song**

\* *Shape Exploration for Medical Applications---From Representation, Correspondence, Deformation to Image Segmentation* - **\$278,177**

*Sponsor:* USCRF/National Science Foundation (NSF) - General

*Co-PI:* **Kubota, Toshiro**

### *Art*

#### **Floyd, Minuette**

\* *African American Camp Meetings Through the Eyes of the Children* - **\$1,200**

*Sponsor:* National Endowment For The Humanities (NEH) - General

### *Philosophy*

#### **Baird, Davis**

\* *NIRT: From Laboratory to Society: Developing an Informed Approach to Nanoscale Science and Technology* - (12560-FA03) **\$1,280,000**

*Sponsor:* USCRF/National Science Foundation (NSF) - General

*Co-PI:* **Berube, David, Khushf, George, Hughes, R. I. G.**

### *Obstetrics & Gynecology*

#### **Best, Robert**

\* *South Carolina Neural Tube Defect Surveillance, Prevention, and Research Initiative* - (18110-F100) **\$59,000**

*Sponsor:* J.C. Self Research Institute of Human Genetics/CDC/HHS

### *Environmental Health Sciences*

#### **Feigley, Charles**

\* *South Carolina Center for Public Health Preparedness* - (11500-FJ06) **\$868,322**

*Sponsor:* USCRF/Association of Schools of Public Health/CDC

*Co-PI:* **Richter, Donna**

### *Chemistry & Biochemistry*

#### **Ferry, John**

\* *ECOHAB: Chemical Degradation Pathways for the Attenuation of Marine Biotoxins* - (13020-FA51) **\$404,403**

*Sponsor:* USCRF/Environmental Protection Agency (EPA) - General

### *Statistics*

#### **Pena, Edsel**

\* *New Statistical Models for Recurrent Event Data* - (13080-FA13) **\$209,250**

*Sponsor:* USCRF/National Institute of General Medical Sciences (NIGMS)/NIH

### *Families in Society, Institute for*

#### **Lopez-DeFede, Ana**

\* *Evaluation, Technical Assistance and Consultation to the Medically Complex Populations* - (10010-FA18) **\$1,453,520**

*Sponsor:* SC Department of Health & Human Services/HHS

### *USC Aiken*

#### **Weed, Keri**

\* *Precursors of Retardation in Children with Teen Mothers* - (17110-F166) **\$41,000**

*Sponsor:* University of Notre Dame/NICHD/NIH

# Sponsored Programs and Research

## Monthly Report

### SUMMARY OF AWARDS AUGUST - 2003

#### By Purpose

Research Awards	\$9,851,052
Training Awards	\$1,670,494
Service Awards	\$3,112,048
Equipment Awards	\$0
Graduate Assistantship	\$405,845

**TOTAL: \$15,039,439**

#### By Source

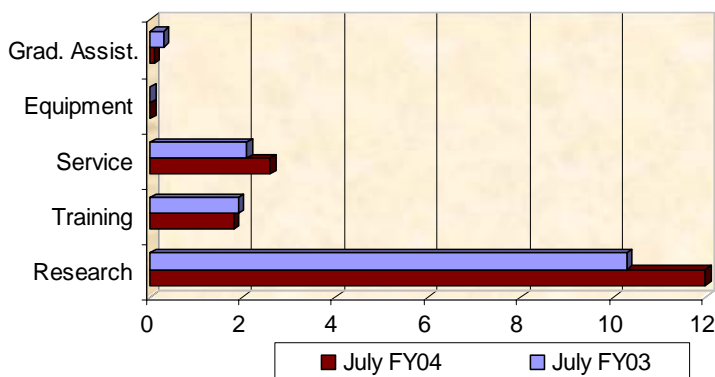
Federal Awards	\$13,599,802
Private Awards	\$889,223
State Awards	\$550,414

**TOTAL: \$15,039,439**

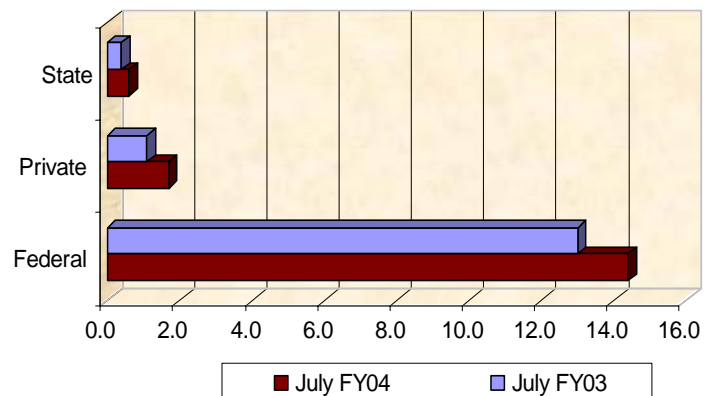
### COMPARISON OF AMOUNT RECEIVED

AUGUST - 2003 vs. AUGUST - 2002

#### Summary by Purpose



#### Summary by Source



Amounts Received (In millions of dollars)

## Awards by Department

<u>CAMPUS</u>	CURRENT MONTH August , 2003		YEAR TO DATE FY 2003		YEAR TO DATE FY 2004	
<b>Business, Moore School of</b>						
Business Administration - Division of Research	3	121,294	10	409,910	3	121,294
Economics, Department of	0	0	1	88,738	0	0
Small Business Development Center	0	0	0	0	1	100,000
<b>Total:</b>	<b>3</b>	<b>\$121,294</b>	<b>11</b>	<b>\$498,648</b>	<b>4</b>	<b>\$221,294</b>
<b>Education, College of</b>						
Education	0	0	2	27,550	0	0
Education Leadership & Policies	0	0	3	175,527	2	55,708
Educational Psychology	0	0	3	273,658	1	47,452
Instruction & Teacher Education	3	175,700	6	693,457	5	689,330
Physical Education	1	12,000	0	0	2	24,000
School Improvement Council Assistance	0	0	0	0	1	138,759
<b>Total:</b>	<b>4</b>	<b>\$187,700</b>	<b>14</b>	<b>\$1,170,192</b>	<b>11</b>	<b>\$955,249</b>
<b>Engineering &amp; Information Technology, College of</b>						
Chemical Engineering	3	94,378	8	1,042,900	6	672,201
Civil & Environmental Engineering	2	189,437	3	107,790	4	314,586
Computer Science & Engineering	8	669,366	5	78,814	9	670,240
Electrical Engineering	3	355,600	2	266,482	12	2,007,441
Engineering & Information Technology, College of	0	0	1	150,000	0	0
Mechanical Engineering	1	10,000	6	679,111	4	212,569
<b>Total:</b>	<b>17</b>	<b>\$1,318,781</b>	<b>25</b>	<b>\$2,325,097</b>	<b>35</b>	<b>\$3,877,037</b>
<b>Enrollment Management</b>						
Student Financial Aid & Scholarships	1	38,335	1	37,583	1	38,335
<b>Total:</b>	<b>1</b>	<b>\$38,335</b>	<b>1</b>	<b>\$37,583</b>	<b>1</b>	<b>\$38,335</b>
<b>Environment, School of the</b>						
Earth Sciences & Resources Institute	1	2,050	2	20,922	3	8,934
Environment, School of the	0	0	2	158,453	2	42,568
<b>Total:</b>	<b>1</b>	<b>\$2,050</b>	<b>4</b>	<b>\$179,375</b>	<b>5</b>	<b>\$51,502</b>
<b>Hospitality, Retail &amp; Sports Management, College of</b>						
Retailing Studies, Center for	0	0	1	8,000	0	0
<b>Total:</b>	<b>0</b>	<b>\$0</b>	<b>1</b>	<b>\$8,000</b>	<b>0</b>	<b>\$0</b>
<b>Information Technology, Office of</b>						
Information Technology, Office of	0	0	0	0	1	20,000
<b>Total:</b>	<b>0</b>	<b>\$0</b>	<b>0</b>	<b>\$0</b>	<b>1</b>	<b>\$20,000</b>
<b>Law, School of</b>						
Law, School of	1	16,204	2	475,925	3	83,697

## Awards by Department

<u>CAMPUS</u>	CURRENT MONTH August , 2003		YEAR TO DATE FY 2003		YEAR TO DATE FY 2004	
<b>Total:</b>	<b>1</b>	<b>\$16,204</b>	<b>2</b>	<b>\$475,925</b>	<b>3</b>	<b>\$83,697</b>
<b>Liberal Arts, College of</b>						
Archaeology & Anthropology, SC Institute of	1	10,350	2	44,765	2	16,096
Art	1	1,200	0	0	1	1,200
Criminology & Criminal Justice, Department of	0	0	1	24,447	1	16,298
English	1	49,000	0	0	1	49,000
Geography	1	188,631	3	194,945	1	188,631
History	5	42,284	8	125,905	7	58,284
McKissick Museum	1	1,200	1	3,000	1	1,200
Philosophy	1	1,280,000	1	175,000	2	1,350,000
Political Science	0	0	4	1,757,403	1	3,015
Psychology	5	344,623	22	277,731	10	552,250
Public Services & Policy Research, Institute for	2	22,100	2	21,201	3	25,100
Religious Studies	1	10,000	1	25,000	2	15,000
Sociology	0	0	1	90,424	0	0
<b>Total:</b>	<b>19</b>	<b>\$1,949,388</b>	<b>46</b>	<b>\$2,739,821</b>	<b>32</b>	<b>\$2,276,074</b>
<b>Mass Communications &amp; Information Studies, College</b>						
Journalism & Mass Communications, School of	0	0	5	30,123	0	0
Library & Information Sciences, School of	1	4,532	4	21,462	1	4,532
<b>Total:</b>	<b>1</b>	<b>\$4,532</b>	<b>9</b>	<b>\$51,585</b>	<b>1</b>	<b>\$4,532</b>
<b>Medicine, School of</b>						
Cell & Developmental Biology & Anatomy	2	50,000	5	471,475	4	383,530
Cell Biology & Neurosciences	0	0	0	0	1	278,175
Family & Preventive Medicine	0	0	2	350,909	0	0
Internal Medicine	6	43,999	7	55,145	10	712,389
Medicine Library	1	25,000	1	4,376	1	25,000
Medicine, School of - (Dean)	0	0	3	91,710	3	306,000
Microbiology & Immunology	1	35,097	0	0	3	327,972
Neuropsychiatry	0	0	3	246,720	1	98,017
Obstetrics & Gynecology	1	59,000	0	0	1	59,000
Ophthalmology	1	5,419	1	2,703	1	5,419
Pathology & Microbiology	0	0	4	198,087	4	181,456
Pediatrics/Center for Developmental Disabilities	5	615,976	5	1,150,835	9	1,141,591
Pharmacology, Physiology & Neuroscience	2	416,000	4	120,000	4	445,100
Radiology	1	31,662	1	10,000	2	70,112
Surgery	0	0	1	22,910	1	5,674
<b>Total:</b>	<b>20</b>	<b>\$1,282,153</b>	<b>37</b>	<b>\$2,724,870</b>	<b>45</b>	<b>\$4,039,435</b>
<b>Nursing, College of</b>						
Academic & Student Affairs	1	309,898	3	302,874	1	309,898

## Awards by Department

<u>CAMPUS</u>	CURRENT MONTH August , 2003		YEAR TO DATE FY 2003		YEAR TO DATE FY 2004	
Administrative & Clinical Nursing	1	14,781	0	0	1	14,781
Family & Community Health Nursing	0	0	0	0	1	13,740
Nursing - (General)	0	0	2	226,371	4	633,888
<b>Total:</b>	<b>2</b>	<b>\$324,679</b>	<b>5</b>	<b>\$529,245</b>	<b>7</b>	<b>\$972,307</b>
<b>Pharmacy, College of</b>						
Basic Pharmaceutical Sciences	0	0	3	307,629	0	0
Pharmacy - (Dean)	0	0	1	14,500	1	13,500
Pharmacy - (General)	0	0	1	210,991	1	52,168
Pharmacy Practice	0	0	0	0	1	7,800
<b>Total:</b>	<b>0</b>	<b>\$0</b>	<b>5</b>	<b>\$533,120</b>	<b>3</b>	<b>\$73,468</b>
<b>Provost, Office of the</b>						
TRIO Programs	4	1,251,110	5	1,253,694	4	1,251,110
<b>Total:</b>	<b>4</b>	<b>\$1,251,110</b>	<b>5</b>	<b>\$1,253,694</b>	<b>4</b>	<b>\$1,251,110</b>
<b>Public Health, Norman J. Arnold School of</b>						
Environmental Health Sciences	3	1,013,941	8	384,807	6	1,288,129
Epidemiology & Biostatistics	8	955,041	13	341,456	12	1,327,717
Exercise Science	4	295,505	4	99,670	9	401,120
Health Administration	3	17,732	8	19,858	3	17,732
Health Promotion, Education & Behavior	9	104,592	18	266,949	12	158,321
Health Services & Policy Research, Center for	5	66,048	4	230,092	6	166,583
Prevention Research Center	0	0	2	113,065	0	0
Public Health, Norman J. Arnold School of - Dean	0	0	1	969,000	0	0
<b>Total:</b>	<b>32</b>	<b>\$2,452,859</b>	<b>58</b>	<b>\$2,424,897</b>	<b>48</b>	<b>\$3,359,602</b>
<b>Research, Vice President for</b>						
Sponsored Programs & Research	0	0	0	0	2	75,000
<b>Total:</b>	<b>0</b>	<b>\$0</b>	<b>0</b>	<b>\$0</b>	<b>2</b>	<b>\$75,000</b>
<b>Science and Mathematics, College of</b>						
Baruch Institute	1	20,000	6	203,967	3	46,200
Biological Sciences	6	281,150	17	3,239,361	16	4,084,412
Chemistry & Biochemistry	9	1,211,089	14	1,443,198	16	2,464,214
Geological Sciences	5	272,470	17	1,287,731	13	841,113
Mathematics	2	228,061	1	60,000	5	471,367
Physics & Astronomy	5	483,098	10	982,283	14	1,135,675
Statistics	4	299,001	8	254,855	6	324,435
<b>Total:</b>	<b>32</b>	<b>\$2,794,869</b>	<b>73</b>	<b>\$7,471,395</b>	<b>73</b>	<b>\$9,367,416</b>
<b>Social Work, College of</b>						
Families in Society, Institute for	2	1,550,176	2	1,028,869	3	1,800,176
Social Work, College of	13	739,037	26	903,913	28	906,808

## Awards by Department

<u>CAMPUS</u>	CURRENT MONTH August , 2003		YEAR TO DATE FY 2003		YEAR TO DATE FY 2004	
<b>Total:</b>	<b>15</b>	<b>\$2,289,213</b>	<b>28</b>	<b>\$1,932,782</b>	<b>31</b>	<b>\$2,706,984</b>
<b>Student Affairs, Division of</b>						
Student Health	0	0	0	0	1	5,000
Student Life	0	0	1	112,277	0	0
<b>Total:</b>	<b>0</b>	<b>\$0</b>	<b>1</b>	<b>\$112,277</b>	<b>1</b>	<b>\$5,000</b>
<b>USC Aiken</b>						
	3	211,732	4	250,978	6	275,132
<b>Total:</b>	<b>3</b>	<b>\$211,732</b>	<b>4</b>	<b>\$250,978</b>	<b>6</b>	<b>\$275,132</b>
<b>USC Beaufort</b>						
	1	225,997	2	63,000	3	273,590
<b>Total:</b>	<b>1</b>	<b>\$225,997</b>	<b>2</b>	<b>\$63,000</b>	<b>3</b>	<b>\$273,590</b>
<b>USC Lancaster</b>						
	1	10,200	3	467,971	3	462,031
<b>Total:</b>	<b>1</b>	<b>\$10,200</b>	<b>3</b>	<b>\$467,971</b>	<b>3</b>	<b>\$462,031</b>
<b>USC Salkehatchie</b>						
	2	21,153	1	237,948	3	237,607
<b>Total:</b>	<b>2</b>	<b>\$21,153</b>	<b>1</b>	<b>\$237,948</b>	<b>3</b>	<b>\$237,607</b>
<b>USC Spartanburg</b>						
	6	277,008	16	624,045	10	823,096
<b>Total:</b>	<b>6</b>	<b>\$277,008</b>	<b>16</b>	<b>\$624,045</b>	<b>10</b>	<b>\$823,096</b>
<b>USC Sumter</b>						
	2	260,182	0	0	2	260,182
<b>Total:</b>	<b>2</b>	<b>\$260,182</b>	<b>0</b>	<b>\$0</b>	<b>2</b>	<b>\$260,182</b>
<b>USC Union</b>						
	0	0	1	232,948	1	227,407
<b>Total:</b>	<b>0</b>	<b>\$0</b>	<b>1</b>	<b>\$232,948</b>	<b>1</b>	<b>\$227,407</b>
<b>Report Total:</b>	<b>167</b>	<b>\$15,039,439</b>	<b>352</b>	<b>\$26,345,396</b>	<b>335</b>	<b>\$31,937,087</b>

## Awards Associated with University Centers and Institutes

*August 2003*

---

Archaeology & Anthropology, SC Institute of	\$10,350
Baruch Institute	\$101,730
Biomedical Research Infrastructure Network (BRIN)	\$470,000
Cancer Center, South Carolina	\$21,781
Earth Sciences & Resources Institute	\$2,050
Families in Society, Institute for	\$1,600,176
Health Services & Policy Research, Center for	\$66,048
NanoCenter	\$1,373,825
Pediatrics/Developmental Disabilities, Center for	\$638,308
Prevention Research Center	\$25,000
Public Service & Policy Research, Institute for	\$4,900
Research & Nutrition & Health Disparities, Center for	\$765,455


---

**Total:** **\$5,079,623**


## Funding Agency Comparison Report Year-To-Date - AUGUST 2003

	<u>FISCAL YEAR - 2003</u>		<u>FISCAL YEAR - 2004</u>		<u>PERCENT CHANGE</u>
<b>NSF Awards</b>	34	\$3,947,935	42	\$5,540,705	40.3%
<b>NIH Awards</b>	32	\$2,266,254	40	\$5,492,818	142.3%
<b>Dept. Of Education Awards</b>	31	\$5,235,109	29	\$4,901,071	(6.4%)
<b>Dept. Of Defense Awards</b>	13	\$2,485,370	15	\$2,737,927	10.2%
<b>Non Profit Awards</b>	52	\$1,110,018	54	\$1,709,314	54.0%
<b>State and Municipalities Awards</b>	36	\$1,031,202	26	\$1,111,944	7.8%
<b>Dept. Of Energy Awards</b>	9	\$1,302,512	11	\$449,491	(65.5%)
<b>Business and Industry Awards</b>	37	\$323,094	34	\$496,924	53.8

**Amounts Awarded - (In millions of dollars)**



**Cumulative Amounts Awarded - (In millions of dollars)**



## Awards Received by Unit and Purpose

---

### YEAR TO DATE FY2004 (July 1, 2003 - August 31, 2003)

	Research	Training	Grad. Assist.	Equipment	Service
<b>Business, Moore School of</b>					
Business Administration - Division of Research	113,864	-	7,430		-
Small Business Development Center	-	-	-		100,000
<b>Total</b>	<b>\$113,864</b>	<b>-</b>	<b>\$7,430</b>		<b>\$100,000</b>
<b>Education, College of</b>					
Education Leadership & Policies	-	-	-		55,708
Educational Psychology	-	47,452	-		-
Instruction & Teacher Education	59,282	387,890	-		242,158
Physical Education	-	-	12,000		12,000
School Improvement Council Assistance	-	-	-		138,759
<b>Total</b>	<b>\$59,282</b>	<b>\$435,342</b>	<b>\$12,000</b>		<b>\$448,625</b>
<b>Engineering &amp; Information Technology, College of</b>					
Chemical Engineering	672,201	-	-		-
Civil & Environmental Engineering	314,586	-	-		-
Computer Science & Engineering	621,724	-	48,516		-
Electrical Engineering	2,007,441	-	-		-
Mechanical Engineering	167,569	45,000	-		-
<b>Total</b>	<b>\$3,783,521</b>	<b>\$45,000</b>	<b>\$48,516</b>		<b>-</b>
<b>Enrollment Management</b>					
Student Financial Aid & Scholarships	-	-	-		38,335
<b>Total</b>	<b>-</b>	<b>-</b>	<b>-</b>		<b>\$38,335</b>
<b>Environment, School of the</b>					
Earth Sciences & Resources Institute	8,934	-	-		-
Environment, School of the	25,000	-	-		17,568
<b>Total</b>	<b>\$33,934</b>	<b>-</b>	<b>-</b>		<b>\$17,568</b>
<b>Information Technology, Office of</b>					
Information Technology, Office of	-	-	-		20,000
<b>Total</b>	<b>-</b>	<b>-</b>	<b>-</b>		<b>\$20,000</b>
<b>Law, School of</b>					
Law, School of	3,000	-	-		80,697

	Research	Training	Grad. Assist.	Equipment	Service
<b>Total</b>	<b>\$3,000</b>	-	-		<b>\$80,697</b>
<b>Liberal Arts, College of</b>					
Archaeology & Anthropology, SC Institute of	5,746	-	-		10,350
Art	1,200	-	-		-
Criminology & Criminal Justice, Department of	-	-	16,298		-
English	49,000	-	-		-
Geography	-	188,631	-		-
History	-	-	58,284		-
McKissick Museum	1,200	-	-		-
Philosophy	1,350,000	-	-		-
Political Science	-	-	3,015		-
Psychology	512,832	-	39,405		13
Public Services & Policy Research, Institute for	20,200	-	-		4,900
Religious Studies	15,000	-	-		-
<b>Total</b>	<b>\$1,955,178</b>	<b>\$188,631</b>	<b>\$117,002</b>		<b>\$15,263</b>
<b>Mass Communications &amp; Information Studies, College of</b>					
Library & Information Sciences, School of	-	-	4,532		-
<b>Total</b>	-	-	<b>\$4,532</b>		-
<b>Medicine, School of</b>					
Cell & Developmental Biology & Anatomy	383,530	-	-		-
Cell Biology & Neurosciences	278,175	-	-		-
Internal Medicine	547,208	125,181	-		40,000
Medicine Library	25,000	-	-		-
Medicine, School of - (Dean)	10,000	296,000	-		-
Microbiology & Immunology	327,972	-	-		-
Neuropsychiatry	-	98,017	-		-
Obstetrics & Gynecology	59,000	-	-		-
Ophthalmology	5,419	-	-		-
Pathology & Microbiology	181,456	-	-		-
Pediatrics/Center for Developmental Disabilities	16,813	97,123	-		1,027,655
Pharmacology, Physiology & Neuroscience	445,100	-	-		-
Radiology	31,662	-	-		38,450
Surgery	5,674	-	-		-
<b>Total</b>	<b>\$2,317,009</b>	<b>\$616,321</b>	-		<b>\$1,106,105</b>
<b>Nursing, College of</b>					
Academic & Student Affairs	309,898	-	-		-
Administrative & Clinical Nursing	14,781	-	-		-
Family & Community Health Nursing	-	13,740	-		-
Nursing - (General)	384,551	249,337	-		-
<b>Total</b>	<b>\$709,230</b>	<b>\$263,077</b>	-		-

	Research	Training	Grad. Assist.	Equipment	Service
<b>Pharmacy, College of</b>					
Pharmacy - (Dean)	-	-	-		13,500
Pharmacy - (General)	52,168	-	-		-
Pharmacy Practice	7,800	-	-		-
<b>Total</b>	<b>\$59,968</b>	<b>-</b>	<b>-</b>		<b>\$13,500</b>
<b>Provost, Office of the</b>					
TRIO Programs	-	-	-		1,251,110
<b>Total</b>	<b>-</b>	<b>-</b>	<b>-</b>		<b>\$1,251,110</b>
<b>Public Health, Norman J. Arnold School of</b>					
Environmental Health Sciences	347,245	940,884	-		-
Epidemiology & Biostatistics	1,237,279	-	90,438		-
Exercise Science	371,770	-	29,350		-
Health Administration	-	-	17,732		-
Health Promotion, Education & Behavior	59,709	-	98,612		-
Health Services & Policy Research, Center for	152,833	-	-		13,750
<b>Total</b>	<b>\$2,168,836</b>	<b>\$940,884</b>	<b>\$236,132</b>		<b>\$13,750</b>
<b>Research, Vice President for</b>					
Sponsored Programs & Research	50,000	-	-		25,000
<b>Total</b>	<b>\$50,000</b>	<b>-</b>	<b>-</b>		<b>\$25,000</b>
<b>Science and Mathematics, College of</b>					
Baruch Institute	30,000	-	-		16,200
Biological Sciences	4,060,708	-	-		23,704
Chemistry & Biochemistry	2,445,878	-	-		18,336
Geological Sciences	835,913	-	-		5,200
Mathematics	471,367	-	-		-
Physics & Astronomy	804,630	327,960	-		3,085
Statistics	282,214	-	41,195		1,026
<b>Total</b>	<b>\$8,930,710</b>	<b>\$327,960</b>	<b>\$41,195</b>		<b>\$67,551</b>
<b>Social Work, College of</b>					
Families in Society, Institute for	1,800,176	-	-		-
Social Work, College of	43,754	400,000	129,229		333,825
<b>Total</b>	<b>\$1,843,930</b>	<b>\$400,000</b>	<b>\$129,229</b>		<b>\$333,825</b>
<b>Student Affairs, Division of</b>					
Student Health	-	-	-		5,000
<b>Total</b>	<b>-</b>	<b>-</b>	<b>-</b>		<b>\$5,000</b>
<b>USC Aiken</b>					
	101,000	-	-		174,132

	Research	Training	Grad. Assist.	Equipment	Service
<b>Total</b>	<b>\$101,000</b>	-	-		<b>\$174,132</b>
<b>USC Beaufort</b>					
	-	-	-		273,590
<b>Total</b>	-	-	-		<b>\$273,590</b>
<b>USC Lancaster</b>					
	-	-	-		462,031
<b>Total</b>	-	-	-		<b>\$462,031</b>
<b>USC Salkehatchie</b>					
	-	-	-		237,607
<b>Total</b>	-	-	-		<b>\$237,607</b>
<b>USC Spartanburg</b>					
	-	263,000	-		560,096
<b>Total</b>	-	<b>\$263,000</b>	-		<b>\$560,096</b>
<b>USC Sumter</b>					
	-	-	-		260,182
<b>Total</b>	-	-	-		<b>\$260,182</b>
<b>USC Union</b>					
	-	-	-		227,407
<b>Total</b>	-	-	-		<b>\$227,407</b>
<b>Total University</b>	<b>\$22,129,462</b>	<b>\$3,480,215</b>	<b>\$596,036</b>		<b>\$5,731,374</b>

# Proposals by Department

<u>Campus</u>	CURRENT MONTH August , 2003		YEAR TO DATE FY 2003		YEAR TO DATE FY 2004	
<b>Business, Moore School of</b>						
Business Administration - Division of Research	3	120,072	9	144,514	3	120,072
Small Business Development Center	0	0	2	1,220,714	1	1,127,217
<b>Total:</b>	<b>3</b>	<b>\$120,072</b>	<b>11</b>	<b>\$1,365,228</b>	<b>4</b>	<b>\$1,247,289</b>
<b>Education, College of</b>						
Education	1	30,000	4	87,895	1	30,000
Education Leadership & Policies	0	0	1	130,631	1	286,386
Educational Psychology	1	7,500	0	0	2	54,952
Instruction & Teacher Education	0	0	2	29,795	2	156,418
Office of Program Evaluation	1	39,800	0	0	1	39,800
Physical Education	1	12,000	0	0	2	24,000
<b>Total:</b>	<b>4</b>	<b>\$89,300</b>	<b>7</b>	<b>\$248,321</b>	<b>9</b>	<b>\$591,556</b>
<b>Engineering &amp; Information Technology, College of</b>						
Chemical Engineering	4	355,948	8	586,354	10	2,215,507
Civil & Environmental Engineering	3	127,031	4	284,430	10	572,447
Computer Science & Engineering	5	1,394,642	9	821,293	11	2,430,805
Electrical Engineering	4	713,145	4	396,720	7	1,366,261
Engineering & Information Technology, College of	1	104,579	1	54,504	1	104,579
Mechanical Engineering	3	98,026	5	308,276	7	582,918
<b>Total:</b>	<b>20</b>	<b>\$2,793,371</b>	<b>31</b>	<b>\$2,451,577</b>	<b>46</b>	<b>\$7,272,517</b>
<b>Environment, School of the</b>						
Earth Sciences & Resources Institute	0	0	1	3,123	1	2,050
Environment, School of the	1	70,475	2	117,696	2	88,044
<b>Total:</b>	<b>1</b>	<b>\$70,475</b>	<b>3</b>	<b>\$120,819</b>	<b>3</b>	<b>\$90,094</b>
<b>Hospitality, Retail &amp; Sports Management, College of</b>						
Hotel, Restaurant & Tourism Administration	1	400,000	0	0	1	400,000
Sport Administration	1	13,500	0	0	1	13,500
<b>Total:</b>	<b>2</b>	<b>\$413,500</b>	<b>0</b>	<b>\$0</b>	<b>2</b>	<b>\$413,500</b>
<b>Law, School of</b>						
Law, School of	1	16,204	1	275,925	3	100,531
<b>Total:</b>	<b>1</b>	<b>\$16,204</b>	<b>1</b>	<b>\$275,925</b>	<b>3</b>	<b>\$100,531</b>
<b>Liberal Arts, College of</b>						
Anthropology	1	72,250	0	0	1	72,250
Archaeology & Anthropology, SC Institute of	2	81,264	3	819,524	4	421,865
Art	2	31,310	1	1,200	3	32,510
Criminology & Criminal Justice, Department of	1	29,606	0	0	2	277,981
Geography	2	131,923	5	146,948	4	236,041

# Proposals by Department

<u>Campus</u>	<b>CURRENT MONTH</b> August , 2003		<b>YEAR TO DATE</b> FY 2003		<b>YEAR TO DATE</b> FY 2004	
History	5	42,284	7	79,987	7	58,284
McKissick Museum	0	0	1	17,177	1	99,629
Philosophy	1	145,542	0	0	1	145,542
Political Science	0	0	6	251,707	1	3,015
Psychology	3	33,627	19	892,942	6	378,952
Public Services & Policy Research, Institute for	0	0	0	0	2	43,546
Religious Studies	1	10,000	1	25,000	2	15,000
Sociology	1	70,458	3	189,910	2	143,258
<b>Total:</b>	<b>19</b>	<b>\$648,264</b>	<b>46</b>	<b>\$2,424,395</b>	<b>36</b>	<b>\$1,927,873</b>
<b>Mass Communications &amp; Information Studies, College</b>						
Journalism & Mass Communications, School of	4	240,759	6	46,871	5	358,805
Library & Information Sciences, School of	1	4,532	3	18,597	1	4,532
<b>Total:</b>	<b>5</b>	<b>\$245,291</b>	<b>9</b>	<b>\$65,468</b>	<b>6</b>	<b>\$363,337</b>
<b>Medicine, School of</b>						
Cell & Developmental Biology & Anatomy	0	0	2	130,000	2	74,982
Family & Preventive Medicine	0	0	2	100,238	0	0
Internal Medicine	1	55,000	8	877,024	4	202,981
Medicine, School of - (Dean)	0	0	0	0	2	313,500
Microbiology & Immunology	0	0	0	0	1	40,000
Neuropsychiatry	1	243,250	0	0	1	243,250
Pathology & Microbiology	0	0	5	432,778	1	146,794
Pediatrics/Center for Developmental Disabilities	2	165,067	2	372,124	4	768,758
Pharmacology, Physiology & Neuroscience	1	40,000	7	446,868	3	128,884
Radiology	0	0	2	44,650	1	52,800
<b>Total:</b>	<b>5</b>	<b>\$503,317</b>	<b>28</b>	<b>\$2,403,682</b>	<b>19</b>	<b>\$1,971,949</b>
<b>Nursing, College of</b>						
Academic & Student Affairs	0	0	1	28,470	0	0
Administrative & Clinical Nursing	2	492,438	1	479,279	2	492,438
Family & Community Health Nursing	1	1,000	0	0	1	1,000
<b>Total:</b>	<b>3</b>	<b>\$493,438</b>	<b>2</b>	<b>\$507,749</b>	<b>3</b>	<b>\$493,438</b>
<b>Pharmacy, College of</b>						
Basic Pharmaceutical Sciences	0	0	3	317,795	1	345,300
Pharmacy - (General)	1	25,905	1	70,295	2	106,986
Pharmacy Practice	0	0	0	0	1	19,522
<b>Total:</b>	<b>1</b>	<b>\$25,905</b>	<b>4</b>	<b>\$388,090</b>	<b>4</b>	<b>\$471,808</b>
<b>Provost, Office of the</b>						
TRIO Programs	3	1,066,853	1	310,464	3	1,066,853

# Proposals by Department

<u>Campus</u>	CURRENT MONTH August , 2003		YEAR TO DATE FY 2003		YEAR TO DATE FY 2004	
<b>Total:</b>	<b>3</b>	<b>\$1,066,853</b>	<b>1</b>	<b>\$310,464</b>	<b>3</b>	<b>\$1,066,853</b>
<b>Public Health, Norman J. Arnold School of</b>						
Communication Sciences & Disorders	0	0	1	7,141	2	294,100
Environmental Health Sciences	3	265,996	5	1,516,392	8	1,522,354
Epidemiology & Biostatistics	6	726,272	9	520,882	9	946,904
Exercise Science	3	490,146	4	710,356	7	1,414,375
Health Administration	4	90,232	9	582,298	5	140,232
Health Promotion, Education & Behavior	9	346,037	18	1,857,878	15	745,760
Health Services & Policy Research, Center for	0	0	1	14,094	1	18,874
Prevention Research Center	1	232,974	4	195,680	2	657,648
Public Health, Norman J. Arnold School of - Dean	1	347,725	1	2,000,000	2	1,147,725
<b>Total:</b>	<b>27</b>	<b>\$2,499,382</b>	<b>52</b>	<b>\$7,404,721</b>	<b>51</b>	<b>\$6,887,972</b>
<b>Research, Vice President for</b>						
Sponsored Programs & Research	0	0	0	0	1	100,000
<b>Total:</b>	<b>0</b>	<b>\$0</b>	<b>0</b>	<b>\$0</b>	<b>1</b>	<b>\$100,000</b>
<b>Science and Mathematics, College of</b>						
Baruch Institute	2	32,700	2	626,604	4	218,635
Biological Sciences	9	430,212	19	2,594,299	28	2,358,038
Chemistry & Biochemistry	3	489,757	10	3,416,902	9	8,709,312
Geological Sciences	11	3,139,938	12	1,092,945	22	4,016,012
Mathematics	1	71,235	3	241,155	1	71,235
Physics & Astronomy	4	62,499	10	520,510	10	1,083,950
Statistics	3	104,307	4	118,629	5	110,293
<b>Total:</b>	<b>33</b>	<b>\$4,330,648</b>	<b>60</b>	<b>\$8,611,044</b>	<b>79</b>	<b>\$16,567,475</b>
<b>Social Work, College of</b>						
Families in Society, Institute for	3	61,353	5	1,166,670	5	2,041,933
Social Work, College of	14	533,565	29	1,374,388	34	1,643,918
<b>Total:</b>	<b>17</b>	<b>\$594,918</b>	<b>34</b>	<b>\$2,541,058</b>	<b>39</b>	<b>\$3,685,851</b>
<b>Student Affairs, Division of</b>						
Health & Wellness Program	0	0	1	6,788	0	0
Student Health	2	7,000	0	0	2	7,000
Student Life	0	0	1	4,271	1	20,000
<b>Total:</b>	<b>2</b>	<b>\$7,000</b>	<b>2</b>	<b>\$11,059</b>	<b>3</b>	<b>\$27,000</b>
<b>University 101</b>						
University 101	0	0	1	23,925	0	0
<b>Total:</b>	<b>0</b>	<b>\$0</b>	<b>1</b>	<b>\$23,925</b>	<b>0</b>	<b>\$0</b>

## Proposals by Department

<u>Campus</u>	CURRENT MONTH August , 2003		YEAR TO DATE FY 2003		YEAR TO DATE FY 2004	
<b>University Libraries</b> South Caroliniana Library	0	0	1	4,643	0	0
<b>Total:</b>	<b>0</b>	<b>\$0</b>	<b>1</b>	<b>\$4,643</b>	<b>0</b>	<b>\$0</b>
<b>USC Aiken</b>	1	132,482	4	439,279	2	140,482
<b>Total:</b>	<b>1</b>	<b>\$132,482</b>	<b>4</b>	<b>\$439,279</b>	<b>2</b>	<b>\$140,482</b>
<b>USC Beaufort</b>	2	69,096	4	99,075	7	368,824
<b>Total:</b>	<b>2</b>	<b>\$69,096</b>	<b>4</b>	<b>\$99,075</b>	<b>7</b>	<b>\$368,824</b>
<b>USC Lancaster</b>	0	0	2	455,434	1	237,607
<b>Total:</b>	<b>0</b>	<b>\$0</b>	<b>2</b>	<b>\$455,434</b>	<b>1</b>	<b>\$237,607</b>
<b>USC Salkehatchie</b>	1	10,000	3	26,501	3	315,116
<b>Total:</b>	<b>1</b>	<b>\$10,000</b>	<b>3</b>	<b>\$26,501</b>	<b>3</b>	<b>\$315,116</b>
<b>USC Spartanburg</b>	2	173,990	0	0	9	729,332
<b>Total:</b>	<b>2</b>	<b>\$173,990</b>	<b>0</b>	<b>\$0</b>	<b>9</b>	<b>\$729,332</b>
<b>USC Union</b>	0	0	1	222,948	1	222,948
<b>Total:</b>	<b>0</b>	<b>\$0</b>	<b>1</b>	<b>\$222,948</b>	<b>1</b>	<b>\$222,948</b>
<b>Report Total:</b>	<b>152</b>	<b>\$14,303,506</b>	<b>307</b>	<b>\$30,401,405</b>	<b>334</b>	<b>\$45,293,352</b>