

**RESEARCH AND  
HEALTH SCIENCES****MEMORANDUM**

To: Andrew Sorensen, Ph.D.  
President

From: Harris Pastides, Ph.D.  
Vice President for Research and Health Sciences

RE: Report of Sponsored Program Activity for April 2004

Date: May 27, 2004

Trends for the month of April decreased reflecting 2% YTD deficit.

- April awards totaled \$7.8 million in new funding, a decrease of 47% compared to April 2003.
- Total YTD awards through April were \$109.5 million compared to \$112.2 million in FY2003, a decrease of 2%.
- Faculty submitted 122 proposals requesting \$23 million during April 2004. For FY2004, SPS has processed 1382 proposals requesting \$190 million. In comparison, over the same period of FY2003, SPS processed 1332 proposals requesting \$182 million.

	<b>April FY04</b>	<b>YTD FY03 July - April</b>	<b>YTD FY04 July - April</b>	<b>YTD Change</b>
Award Dollars	\$7,187,671	\$112,212,241	\$109,541,872	<b>(-2.4%)</b>
Research Direct Expenditures	\$4,913,667	\$47,697,191	\$53,572,701	<b>12.3%</b>
Research IDC Expenditures	\$1,377,044	\$12,257,544	\$13,873,989	<b>13.2%</b>
Proposals Submitted	122	1332	1264	<b>(-5.1%)</b>
Proposal Dollars Requested	\$22,800,981	\$181,856,352	\$190,312,972	<b>4.7%</b>
<b>Notable Areas</b>				
Health Science Colleges	\$2,477,867	\$45,897,209	\$42,531,174	<b>(-7.3%)</b>
Engineering & Information Technology	\$2,438,429	\$16,551,734	\$15,795,663	<b>(-4.6%)</b>
Liberal Arts, College of	\$191,033	\$11,886,919	\$11,514,855	<b>(-3.1%)</b>
Science and Mathematics, College of	\$1,431,216	\$21,796,520	\$23,335,762	<b>(7.1%)</b>
Senior and Regional Campuses	\$236,229	\$6,014,316	\$5,428,259	<b>(-9.7%)</b>

cc: Jerome D. Odom, Ph.D.  
Tony Boccanfuso, Ph.D.  
Ed Walton  
R. Steven Etheredge  
Richard Kelly

# Sponsored Programs and Research

## Monthly Report

### SUMMARY OF AWARDS April - 2004

#### By Purpose

Research Awards	\$4,096,183
Training Awards	\$1,110,292
Service Awards	\$1,382,045
Equipment Awards	\$567,115
Graduate Assistantship	\$32,036

**TOTAL: \$7,187,671**

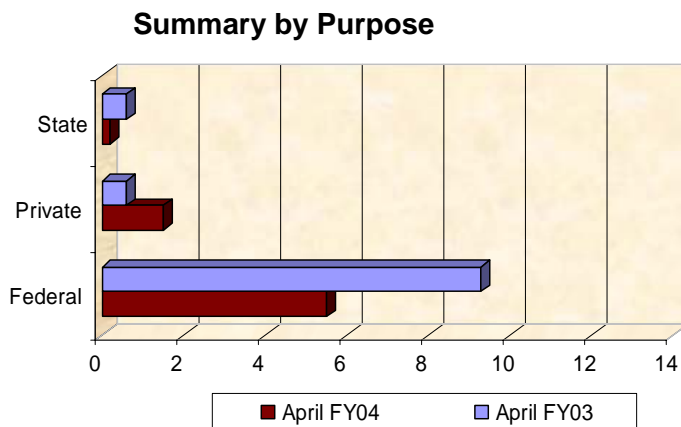
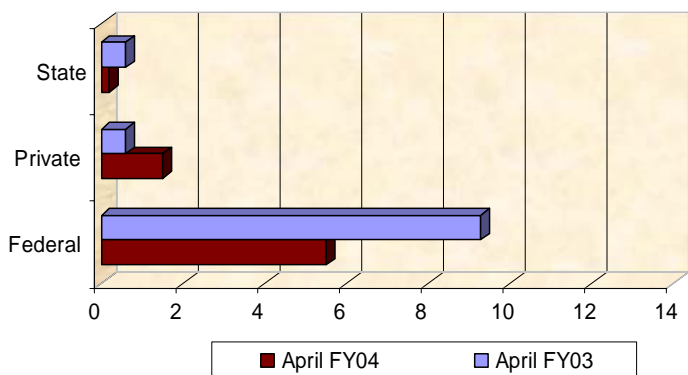
#### By Source

Federal Awards	\$5,484,392
Private Awards	\$1,527,868
State Awards	\$175,411

**TOTAL: \$7,187,671**

### COMPARISON OF AMOUNT RECEIVED

April - 2004 vs. April - 2003



Amounts Received (In millions of dollars)

## Awards by Department

<u>CAMPUS</u>	CURRENT MONTH April, 2004		YEAR TO DATE FY 2003 (July-April)		YEAR TO DATE FY 2004 (July-April)	
<b>Business &amp; Finance</b>						
Campus Services	0	0	0	0	1	5,875
Facilities Management/Operational Services	0	0	0	0	1	6,600
<b>Total:</b>	<b>0</b>	<b>\$0</b>	<b>0</b>	<b>\$0</b>	<b>2</b>	<b>\$12,475</b>
<b>Business, Moore School of</b>						
Business Administration - Division of Research	0	0	29	546,217	8	521,952
Economics, Department of	0	0	1	88,738	0	0
Small Business Development Center	0	0	5	665,847	7	883,297
<b>Total:</b>	<b>0</b>	<b>\$0</b>	<b>35</b>	<b>\$1,300,802</b>	<b>15</b>	<b>\$1,405,249</b>
<b>Education, College of</b>						
Education	1	25,515	7	222,477	4	169,637
Education Leadership & Policies	0	0	6	235,289	6	244,832
Educational Psychology	1	25,000	9	544,306	6	464,755
Instruction & Teacher Education	3	206,699	25	2,650,457	22	1,908,062
Office of Program Evaluation	0	0	0	0	5	462,217
Physical Education	0	0	2	305,000	2	24,000
School Improvement Council Assistance	0	0	3	162,137	1	138,759
<b>Total:</b>	<b>5</b>	<b>\$257,214</b>	<b>52</b>	<b>\$4,119,666</b>	<b>46</b>	<b>\$3,412,262</b>
<b>Engineering &amp; Information Technology, College of</b>						
Chemical Engineering	6	503,548	31	3,011,956	52	2,697,411
Civil & Environmental Engineering	0	0	17	640,748	20	967,557
Computer Science & Engineering	1	149,890	18	578,478	26	1,402,826
Electrical Engineering	6	1,478,920	15	7,727,906	40	8,565,456
Engineering & Information Technology, College of	0	0	10	2,306,571	9	450,972
Mechanical Engineering	2	306,071	25	2,286,075	24	1,711,441
<b>Total:</b>	<b>15</b>	<b>\$2,438,429</b>	<b>116</b>	<b>\$16,551,734</b>	<b>171</b>	<b>\$15,795,663</b>
<b>Enrollment Management</b>						
Student Financial Aid & Scholarships	0	0	1	35,166	1	38,335
<b>Total:</b>	<b>0</b>	<b>\$0</b>	<b>1</b>	<b>\$35,166</b>	<b>1</b>	<b>\$38,335</b>
<b>Environment, School of the</b>						
Earth Sciences & Resources Institute	0	0	4	27,050	11	945,699
Environment, School of the	0	0	10	611,078	9	873,072
<b>Total:</b>	<b>0</b>	<b>\$0</b>	<b>14</b>	<b>\$638,128</b>	<b>20</b>	<b>\$1,818,771</b>
<b>Honors College, South Carolina</b>						
Honors College, South Carolina	0	0	1	4,000	1	4,000
<b>Total:</b>	<b>0</b>	<b>\$0</b>	<b>1</b>	<b>\$4,000</b>	<b>1</b>	<b>\$4,000</b>

## Awards by Department

<u>CAMPUS</u>	CURRENT MONTH April, 2004		YEAR TO DATE FY 2003 (July-April)		YEAR TO DATE FY 2004 (July-April)	
<b>Hospitality, Retail &amp; Sport Management, College of</b>						
Retailing, Center for	0	0	1	8,000	1	20,000
Sport & Entertainment Management	0	0	0	0	1	13,500
<b>Total:</b>	<b>0</b>	<b>\$0</b>	<b>1</b>	<b>\$8,000</b>	<b>2</b>	<b>\$33,500</b>
<b>Information Technology, Office of</b>						
Information Technology, Office of	0	0	0	0	1	20,000
<b>Total:</b>	<b>0</b>	<b>\$0</b>	<b>0</b>	<b>\$0</b>	<b>1</b>	<b>\$20,000</b>
<b>Law, School of</b>						
Law, School of	1	155,683	10	1,121,133	15	1,473,165
<b>Total:</b>	<b>1</b>	<b>\$155,683</b>	<b>10</b>	<b>\$1,121,133</b>	<b>15</b>	<b>\$1,473,165</b>
<b>Liberal Arts, College of</b>						
Anthropology	0	0	0	0	2	81,125
Archaeology & Anthropology, SC Institute of	0	0	11	1,511,082	10	1,014,763
Art	0	0	1	1,200	2	80,444
Comparative Literature	0	0	0	0	1	24,000
Criminology & Criminal Justice, Department of	1	10,192	2	223,447	3	225,490
English	0	0	1	20,000	4	81,701
English Program for Internationals	0	0	1	280,140	1	229,309
Geography	0	0	21	983,148	18	979,342
History	0	0	13	148,845	9	102,078
McKissick Museum	1	9,000	5	134,515	3	101,184
Naval Science	0	0	2	4,000	1	3,000
Philosophy	0	0	4	205,900	2	1,350,000
Political Science	1	75,000	10	264,589	12	197,741
Psychology	3	42,276	45	4,757,097	38	5,251,777
Public Service & Policy Research, Institute for	1	54,565	18	3,073,042	13	827,611
Religious Studies	0	0	1	25,000	2	15,000
Sociology	0	0	2	148,757	1	100,000
Southern Studies, Institute for	0	0	2	106,157	2	830,040
Theatre, Speech & Dance	0	0	0	0	1	20,250
<b>Total:</b>	<b>7</b>	<b>\$191,033</b>	<b>139</b>	<b>\$11,886,919</b>	<b>125</b>	<b>\$11,514,855</b>
<b>Mass Communications &amp; Information Studies, College</b>						
Journalism & Mass Communications, School of	0	0	8	49,606	5	201,099
Library & Information Sciences, School of	0	0	13	931,136	7	721,307
<b>Total:</b>	<b>0</b>	<b>\$0</b>	<b>21</b>	<b>\$980,742</b>	<b>12</b>	<b>\$922,406</b>
<b>Medicine, School of</b>						
Cell & Developmental Biology & Anatomy	1	335,274	22	2,121,646	22	2,519,219
Cell Biology & Neurosciences	0	0	2	97,308	1	227,588

## Awards by Department

<u>CAMPUS</u>	CURRENT MONTH April, 2004		YEAR TO DATE FY 2003 (July-April)		YEAR TO DATE FY 2004 (July-April)	
Family & Preventive Medicine	1	454,545	8	1,363,702	6	530,838
Internal Medicine	0	0	36	3,371,677	50	3,588,496
Medicine Library	0	0	4	276,171	2	266,316
Medicine, School of - (Dean)	0	0	13	440,071	9	673,900
Microbiology & Immunology	1	18,166	7	681,603	6	583,402
Neuropsychiatry	0	0	8	661,437	2	341,268
Obstetrics & Gynecology	0	0	3	141,607	2	123,952
Ophthalmology	0	0	6	44,688	3	11,510
Pathology & Microbiology	1	5,646	8	582,187	9	492,288
Pediatrics/Developmental Disabilities, Center for	3	424,693	20	1,517,278	25	1,857,742
Pharmacology, Physiology & Neuroscience	0	0	10	806,848	10	877,243
Radiology	0	0	5	575,925	6	472,613
Surgery	0	0	4	28,410	5	37,766
<b>Total:</b>	<b>7</b>	<b>\$1,238,324</b>	<b>156</b>	<b>\$12,710,558</b>	<b>158</b>	<b>\$12,604,141</b>
<b>Music, School of</b>						
Music, School of	0	0	1	400	1	39,955
<b>Total:</b>	<b>0</b>	<b>\$0</b>	<b>1</b>	<b>\$400</b>	<b>1</b>	<b>\$39,955</b>
<b>Nursing, College of</b>						
Academic & Student Affairs	0	0	4	112,424	1	8,700
Nursing - (General)	1	630	10	862,432	12	1,161,015
<b>Total:</b>	<b>1</b>	<b>\$630</b>	<b>14</b>	<b>\$974,856</b>	<b>13</b>	<b>\$1,169,715</b>
<b>Pharmacy, College of</b>						
Basic Pharmaceutical Sciences	1	207,338	8	637,709	8	663,611
Pharmacy - (Dean)	0	0	2	49,500	1	13,500
Pharmacy - (General)	0	0	5	513,253	11	866,800
Pharmacy Practice	0	0	3	114,505	3	94,850
<b>Total:</b>	<b>1</b>	<b>\$207,338</b>	<b>18</b>	<b>\$1,314,967</b>	<b>23</b>	<b>\$1,638,761</b>
<b>Provost, Office of the</b>						
Provost, Office of the	0	0	1	4,335	1	4,267
TRIO Programs	0	0	5	1,253,694	4	1,251,110
<b>Total:</b>	<b>0</b>	<b>\$0</b>	<b>6</b>	<b>\$1,258,029</b>	<b>5</b>	<b>\$1,255,377</b>
<b>Public Health, Arnold School of</b>						
Communication Sciences & Disorders	1	5,645	4	87,808	3	88,095
Environmental Health Sciences	0	0	39	3,311,039	39	3,508,656
Epidemiology & Biostatistics	2	33,955	55	5,351,112	44	3,956,682
Exercise Science	0	0	24	2,637,934	28	3,313,489
Health Promotion, Education & Behavior	0	0	49	3,078,060	35	3,190,083
Health Services & Policy Research, Center for	2	53,488	9	411,902	22	705,328

## Awards by Department

<u>CAMPUS</u>	CURRENT MONTH April, 2004		YEAR TO DATE FY 2003 (July-April)		YEAR TO DATE FY 2004 (July-April)	
Health Services Policy & Management	2	675,086	32	953,285	27	1,613,614
Prevention Research Center	1	12,800	8	1,879,252	7	1,692,893
Public Health, Arnold School of - Dean	2	93,431	4	4,513,494	4	430,311
<b>Total:</b>	<b>10</b>	<b>\$874,405</b>	<b>224</b>	<b>\$22,223,886</b>	<b>209</b>	<b>\$18,499,151</b>
<b>Research, Vice President for</b>						
Sponsored Programs & Research	0	0	1	24,000	4	169,510
Technology Incubator	0	0	1	160,000	0	0
<b>Total:</b>	<b>0</b>	<b>\$0</b>	<b>2</b>	<b>\$184,000</b>	<b>4</b>	<b>\$169,510</b>
<b>Science and Mathematics, College of</b>						
Baruch Institute	1	66,083	17	4,415,231	16	4,073,020
Biological Sciences	4	33,250	60	6,407,266	71	7,002,584
Chemistry & Biochemistry	10	805,333	58	5,157,504	54	5,755,246
Geological Sciences	6	123,653	51	2,896,435	46	3,014,913
Marine Science	0	0	0	0	4	50,000
Mathematics	2	146,235	4	322,501	13	958,039
Physics & Astronomy	3	88,437	30	2,163,427	33	1,833,278
Science Education, Center for	0	0	1	12,400	1	12,400
Statistics	2	168,225	15	421,756	14	636,282
<b>Total:</b>	<b>28</b>	<b>\$1,431,216</b>	<b>236</b>	<b>\$21,796,520</b>	<b>252</b>	<b>\$23,335,762</b>
<b>Senior and Regional Campuses</b>						
USC Aiken	2	47,400	28	2,048,379	23	1,100,048
USC Beaufort	0	0	9	956,344	8	364,649
USC Lancaster	0	0	3	467,971	3	462,031
USC Salkehatchie	1	26,000	9	553,263	8	505,203
USC Spartanburg	6	162,829	48	1,490,332	50	2,508,739
USC Sumter	0	0	2	260,079	2	260,182
USC Union	0	0	2	237,948	1	227,407
<b>Total:</b>	<b>9</b>	<b>\$236,229</b>	<b>101</b>	<b>\$6,014,316</b>	<b>95</b>	<b>\$5,428,259</b>
<b>Social Work, College of</b>						
Families in Society, Institute for	0	0	17	2,105,957	20	3,112,951
Social Work, College of	6	157,170	55	6,566,985	49	5,506,455
<b>Total:</b>	<b>6</b>	<b>\$157,170</b>	<b>72</b>	<b>\$8,672,942</b>	<b>69</b>	<b>\$8,619,406</b>
<b>Student Affairs, Division of</b>						
Health & Wellness Program	0	0	3	31,932	0	0
Student Affairs	0	0	1	20,000	0	0
Student Health	0	0	0	0	3	311,154
Student Life	0	0	1	112,277	1	20,000

# Awards by Department

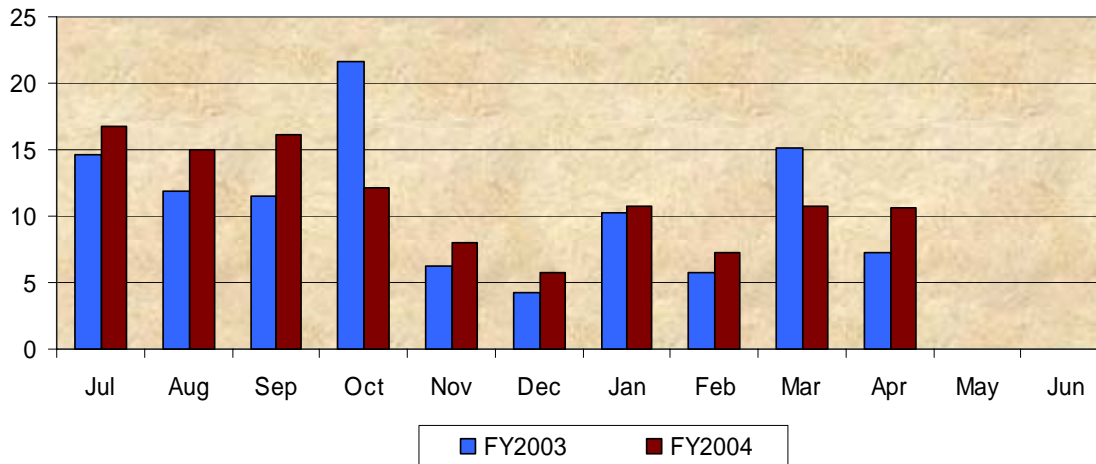
**CAMPUS**

	CURRENT MONTH April, 2004		YEAR TO DATE FY 2003 (July-April)		YEAR TO DATE FY 2004 (July-April)	
<b>Total:</b>	<b>0</b>	<b>\$0</b>	<b>5</b>	<b>\$164,209</b>	<b>4</b>	<b>\$331,154</b>
<b>University Libraries</b>						
Libraries & Collections	0	0	1	251,268	0	0
<b>Total:</b>	<b>0</b>	<b>\$0</b>	<b>1</b>	<b>\$251,268</b>	<b>0</b>	<b>\$0</b>
<b>Report Total:</b>	<b>90</b>	<b>\$7,187,671</b>	<b>1226</b>	<b>\$112,212,241</b>	<b>1244</b>	<b>\$109,541,872</b>

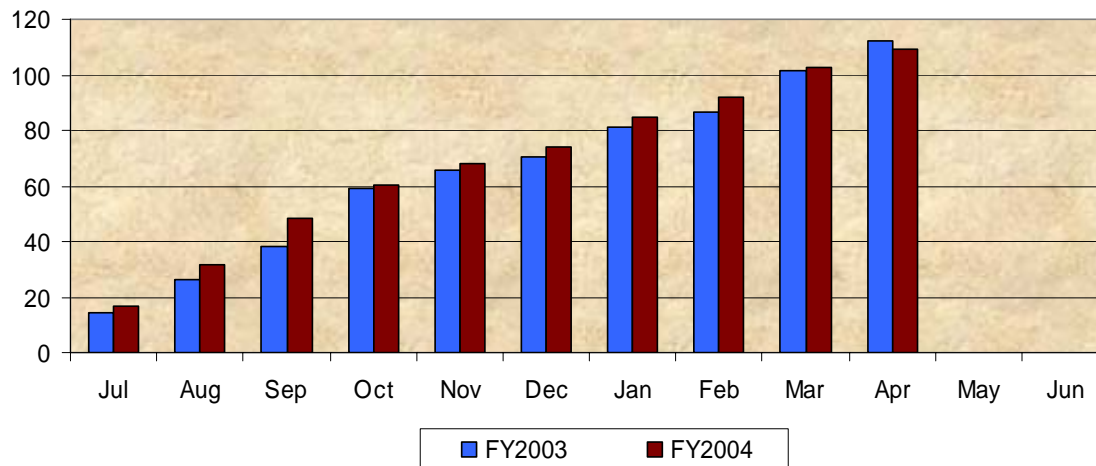
## Funding Agency Comparison Report Year-To-Date - April - 2004

	<u>FISCAL YEAR - 2003</u>		<u>FISCAL YEAR - 2004</u>		<u>PERCENT CHANGE</u>
<b>NIH Awards</b>	150	\$17,494,875	170	\$20,683,413	18.2%
<b>Dept. Of Education Awards</b>	59	\$7,881,228	65	\$8,289,287	5.2%
<b>Dept. Of Defense Awards</b>	68	\$14,462,704	62	\$11,954,956	-17.3%
<b>NSF Awards</b>	96	\$8,514,304	93	\$10,238,787	20.3%
<b>Non Profit Awards</b>	160	\$4,858,801	150	\$7,358,545	51.4%
<b>State and Municipalities Awards</b>	150	\$5,826,406	114	\$3,374,896	-42.1%
<b>Dept. Of Energy Awards</b>	52	\$4,442,960	52	\$3,641,118	-18.0%
<b>Business and Industry Awards</b>	141	\$2,882,946	148	\$2,157,689	-25.2%

**Amounts Awarded (In millions of dollars)**



**Cumulative Amounts Awarded (In millions of dollars)**



**Awards Associated with University-Wide Research  
Centers and Institutes  
April, 2004**

**Centers and Institutes**

BIOMEDICAL RESEARCH THEME

Pediatrics/Developmental Disabilities, Center for	\$424,693
Prevention Research Center	\$29,896
Health Services & Policy Research, Center for	<u>\$3,488</u>

**Centers and Institutes within Biomedical Research Theme:** \$458,077

Baruch Institute	\$66,083
NanoCenter	\$59,612
Public Service & Policy Research, Institute for	\$54,565

---

---

Total: \$638,337

# Proposals by Department

## Campus

	CURRENT MONTH April, 2004		YEAR TO DATE FY 2003 (July -April)		YEAR TO DATE FY 2004 (July -April)	
<b>Business &amp; Finance</b>						
Campus Services	0	0	0	0	1	7,430
Facilities Management/Operational Services	0	0	0	0	1	6,600
<b>Total:</b>	<b>0</b>	<b>\$0</b>	<b>0</b>	<b>\$0</b>	<b>2</b>	<b>\$14,030</b>
<b>Business, Moore School of</b>						
Business Administration - (Dean)	0	0	0	0	1	95,637
Business Administration - Division of Research	0	0	30	524,004	6	199,616
Economics, Department of	0	0	2	214,794	1	35,480
Small Business Development Center	2	244,521	6	1,529,869	4	1,381,738
<b>Total:</b>	<b>2</b>	<b>\$244,521</b>	<b>38</b>	<b>\$2,268,667</b>	<b>12</b>	<b>\$1,712,471</b>
<b>Education, College of</b>						
Education	1	25,515	6	124,395	3	75,515
Education Leadership & Policies	0	0	3	209,928	3	434,486
Educational Psychology	2	389,396	7	970,917	7	527,590
Instruction & Teacher Education	1	966,600	18	3,505,175	19	3,782,694
Office of Program Evaluation	2	55,789	0	0	9	648,211
Physical Education	0	0	1	1,020,000	2	24,000
School Improvement Council Assistance	0	0	1	12,000	0	0
<b>Total:</b>	<b>6</b>	<b>\$1,437,300</b>	<b>36</b>	<b>\$5,842,415</b>	<b>43</b>	<b>\$5,492,496</b>
<b>Engineering &amp; Information Technology, College of</b>						
Chemical Engineering	4	367,098	53	9,037,603	45	5,822,488
Civil & Environmental Engineering	0	0	33	3,162,538	29	1,594,485
Computer Science & Engineering	1	143,390	43	5,382,085	33	4,044,491
Electrical Engineering	4	2,141,483	35	10,995,870	29	8,087,755
Engineering & Information Technology, College of	1	2,158,370	7	2,000,004	6	2,416,116
Mechanical Engineering	5	222,907	36	3,523,894	43	4,318,816
<b>Total:</b>	<b>15</b>	<b>\$5,033,248</b>	<b>207</b>	<b>\$34,101,994</b>	<b>185</b>	<b>\$26,284,151</b>
<b>Environment, School of the</b>						
Earth Sciences & Resources Institute	0	0	7	429,840	10	1,718,624
Environment, School of the	0	0	12	1,018,695	12	951,330
<b>Total:</b>	<b>0</b>	<b>\$0</b>	<b>19</b>	<b>\$1,448,535</b>	<b>22</b>	<b>\$2,669,954</b>
<b>Graduate School</b>						
Graduate School	0	0	1	12,983	0	0
<b>Total:</b>	<b>0</b>	<b>\$0</b>	<b>1</b>	<b>\$12,983</b>	<b>0</b>	<b>\$0</b>
<b>Honors College, South Carolina</b>						
Honors College, South Carolina	0	0	1	6,000	0	0

# Proposals by Department

<u>Campus</u>	<b>CURRENT MONTH</b> April, 2004		<b>YEAR TO DATE</b> FY 2003 (July -April)		<b>YEAR TO DATE</b> FY 2004 (July -April)	
<b>Total:</b>	<b>0</b>	<b>\$0</b>	<b>1</b>	<b>\$6,000</b>	<b>0</b>	<b>\$0</b>
<b>Hospitality, Retail &amp; Sport Management, College of</b>						
Hospitality, Retail & Sport Management, College of	0	0	0	0	1	151,434
Hotel, Restaurant & Tourism Management	0	0	0	0	1	400,000
Retailing, Center for	0	0	4	2,072,624	2	27,500
Sport & Entertainment Management	0	0	0	0	1	13,500
<b>Total:</b>	<b>0</b>	<b>\$0</b>	<b>4</b>	<b>\$2,072,624</b>	<b>5</b>	<b>\$592,434</b>
<b>Law Enforcement &amp; Safety</b>						
Law Enforcement & Safety	0	0	0	0	1	44,834
<b>Total:</b>	<b>0</b>	<b>\$0</b>	<b>0</b>	<b>\$0</b>	<b>1</b>	<b>\$44,834</b>
<b>Law, School of</b>						
Law, School of	1	250,000	12	1,147,518	14	1,376,674
<b>Total:</b>	<b>1</b>	<b>\$250,000</b>	<b>12</b>	<b>\$1,147,518</b>	<b>14</b>	<b>\$1,376,674</b>
<b>Liberal Arts, College of</b>						
Anthropology	0	0	4	429,434	3	201,847
Archaeology & Anthropology, SC Institute of	1	150,871	9	2,287,518	14	1,881,980
Art	1	11,000	4	246,450	7	179,714
Comparative Literature	0	0	1	24,000	4	140,000
Criminology & Criminal Justice, Department of	1	6,000	3	94,045	7	650,691
English	0	0	3	181,101	12	442,362
English Program for Internationals	0	0	1	280,140	1	276,754
Geography	1	19,128	19	1,292,150	13	697,964
History	0	0	9	206,500	9	110,258
International Studies, Institute of	0	0	1	45,149	0	0
Linguistics Program	0	0	0	0	1	1,996
McKissick Museum	1	57,705	4	109,849	6	567,971
Philosophy	0	0	1	450,331	3	298,947
Political Science	0	0	12	599,453	10	280,168
Psychology	4	2,042,411	46	11,068,310	35	10,140,672
Public Service & Policy Research, Institute for	1	938,424	15	1,143,338	13	2,005,696
Religious Studies	0	0	1	25,000	2	15,000
Sociology	0	0	9	708,148	7	746,192
Southern Studies, Institute for	0	0	4	564,903	0	0
Theatre, Speech & Dance	0	0	0	0	3	27,750
<b>Total:</b>	<b>10</b>	<b>\$3,225,539</b>	<b>146</b>	<b>\$19,755,819</b>	<b>150</b>	<b>\$18,665,962</b>
<b>Mass Communications &amp; Information Studies, College</b>						
Journalism & Mass Communications, School of	3	176,173	10	130,520	8	534,978
Library & Information Sciences, School of	0	0	17	1,601,332	5	67,594

# Proposals by Department

<u>Campus</u>	CURRENT MONTH April, 2004		YEAR TO DATE FY 2003 (July -April)		YEAR TO DATE FY 2004 (July -April)	
<b>Total:</b>	<b>3</b>	<b>\$176,173</b>	<b>27</b>	<b>\$1,731,852</b>	<b>13</b>	<b>\$602,572</b>
<b>Medicine, School of</b>						
Cell & Developmental Biology & Anatomy	1	252,875	21	3,543,454	16	2,467,616
Cell Biology & Neurosciences	0	0	3	790,338	3	730,588
Family & Preventive Medicine	1	199,453	8	1,255,306	8	1,199,128
Internal Medicine	1	249,527	21	1,836,794	15	3,036,126
Medicine Library	0	0	1	27,042	0	0
Medicine, School of - (Dean)	0	0	5	423,880	3	338,500
Microbiology & Immunology	0	0	3	556,317	7	1,775,485
Neuropsychiatry	0	0	6	637,920	5	778,701
Obstetrics & Gynecology	1	45,455	2	121,165	3	222,558
Ophthalmology	0	0	1	30,200	1	564,655
Pathology & Microbiology	1	6,358	11	1,343,019	6	884,178
Pediatrics/Developmental Disabilities, Center for	1	3,000	10	1,849,187	14	1,414,812
Pharmacology, Physiology & Neuroscience	1	10,000	21	3,646,031	20	4,022,511
Radiology	0	0	5	162,311	3	248,641
Surgery	0	0	3	158,498	2	16,000
<b>Total:</b>	<b>7</b>	<b>\$766,668</b>	<b>121</b>	<b>\$16,381,462</b>	<b>106</b>	<b>\$17,699,499</b>
<b>Music, School of</b>						
Music, School of	0	0	1	1,000	2	53,755
<b>Total:</b>	<b>0</b>	<b>\$0</b>	<b>1</b>	<b>\$1,000</b>	<b>2</b>	<b>\$53,755</b>
<b>Nursing, College of</b>						
Academic & Student Affairs	0	0	2	1,169,827	2	2,164,079
Nursing - (General)	2	547,437	10	2,278,549	8	1,585,230
<b>Total:</b>	<b>2</b>	<b>\$547,437</b>	<b>12</b>	<b>\$3,448,376</b>	<b>10</b>	<b>\$3,749,309</b>
<b>Pharmacy, College of</b>						
Basic Pharmaceutical Sciences	1	207,338	11	928,115	8	1,176,543
Pharmacy - (Dean)	0	0	2	85,000	0	0
Pharmacy - (General)	1	252,946	4	510,778	10	1,210,502
Pharmacy Practice	0	0	0	0	1	19,522
<b>Total:</b>	<b>2</b>	<b>\$460,284</b>	<b>17</b>	<b>\$1,523,893</b>	<b>19</b>	<b>\$2,406,567</b>
<b>Provost, Office of the</b>						
TRIO Programs	0	0	3	1,078,453	3	1,066,853
<b>Total:</b>	<b>0</b>	<b>\$0</b>	<b>3</b>	<b>\$1,078,453</b>	<b>3</b>	<b>\$1,066,853</b>
<b>Public Health, Arnold School of</b>						
Communication Sciences & Disorders	1	248,632	9	689,536	11	1,012,341
Environmental Health Sciences	4	536,924	29	5,851,629	28	4,396,148

# Proposals by Department

<u>Campus</u>	<b>CURRENT MONTH</b> April, 2004		<b>YEAR TO DATE</b> FY 2003 (July -April)		<b>YEAR TO DATE</b> FY 2004 (July -April)	
Epidemiology	2	143,225	1	429,034	5	604,058
Epidemiology & Biostatistics	8	1,380,202	38	3,092,332	44	5,367,828
Exercise Science	3	728,923	27	3,817,800	29	4,425,619
Health Promotion, Education & Behavior	5	309,000	40	3,923,731	36	2,585,711
Health Services & Policy Research, Center for	1	28,888	5	213,226	9	318,991
Health Services Policy & Management	2	528,884	29	664,429	26	1,252,009
Prevention Research Center	0	0	4	195,680	5	703,748
Public Health, Arnold School of - Dean	1	150,000	3	2,772,500	7	7,501,145
<b>Total:</b>	<b>27</b>	<b>\$4,054,678</b>	<b>185</b>	<b>\$21,649,897</b>	<b>200</b>	<b>\$28,167,598</b>
<b>Research, Vice President for</b>						
Sponsored Programs & Research	0	0	0	0	1	100,000
Technology Incubator	0	0	1	160,000	0	0
<b>Total:</b>	<b>0</b>	<b>\$0</b>	<b>1</b>	<b>\$160,000</b>	<b>1</b>	<b>\$100,000</b>
<b>Science and Mathematics, College of</b>						
Baruch Institute	2	804,693	18	3,906,025	19	7,027,484
Biological Sciences	7	2,723,584	76	11,103,151	90	11,906,635
Chemistry & Biochemistry	10	658,186	89	17,570,243	69	23,587,635
Geological Sciences	2	99,169	63	6,272,733	52	6,445,786
Marine Science	0	0	1	493,285	2	119,156
Mathematics	1	45,000	19	1,263,347	15	1,421,681
Physics & Astronomy	4	874,526	34	5,893,474	35	6,350,525
Science Education, Center for	0	0	2	34,845	4	2,585,229
Statistics	0	0	20	1,001,850	12	757,605
<b>Total:</b>	<b>26</b>	<b>\$5,205,158</b>	<b>322</b>	<b>\$47,538,953</b>	<b>298</b>	<b>\$60,201,736</b>
<b>Senior and Regional Campuses</b>						
Regional Campuses & Continuing Education	0	0	0	0	2	299,260
USC Aiken	2	47,400	29	5,235,511	21	966,574
USC Beaufort	0	0	19	3,048,875	15	770,017
USC Lancaster	0	0	5	1,087,499	2	287,196
USC Salkehatchie	1	15,000	11	229,864	10	636,201
USC Spartanburg	7	668,179	21	5,157,826	41	5,105,560
USC Sumter	0	0	0	0	1	3,500
USC Union	0	0	2	496,281	1	222,948
<b>Total:</b>	<b>10</b>	<b>\$730,579</b>	<b>87</b>	<b>\$15,255,856</b>	<b>93</b>	<b>\$8,291,256</b>
<b>Social Work, College of</b>						
Families in Society, Institute for	3	93,090	21	2,277,242	16	3,259,007
Social Work, College of	6	561,390	59	3,151,198	59	7,558,028
<b>Total:</b>	<b>9</b>	<b>\$654,480</b>	<b>80</b>	<b>\$5,428,440</b>	<b>75</b>	<b>\$10,817,035</b>

# Proposals by Department

## Campus

	CURRENT MONTH April, 2004		YEAR TO DATE FY 2003 (July -April)		YEAR TO DATE FY 2004 (July -April)	
<b>Student Affairs, Division of</b>						
Health & Wellness Program	0	0	2	31,788	0	0
International Programs for Students	1	4,916	0	0	1	4,916
Student Health	1	10,000	3	312,154	5	36,900
Student Life	0	0	4	259,580	2	34,990
<b>Total:</b>	<b>2</b>	<b>\$14,916</b>	<b>9</b>	<b>\$603,522</b>	<b>8</b>	<b>\$76,806</b>
<b>University 101</b>						
University 101	0	0	1	23,925	0	0
<b>Total:</b>	<b>0</b>	<b>\$0</b>	<b>1</b>	<b>\$23,925</b>	<b>0</b>	<b>\$0</b>
<b>University Libraries</b>						
South Caroliniana Library	0	0	1	4,643	0	0
Thomas Cooper Library	0	0	1	369,525	2	226,980
<b>Total:</b>	<b>0</b>	<b>\$0</b>	<b>2</b>	<b>\$374,168</b>	<b>2</b>	<b>\$226,980</b>
<b>Report Total:</b>	<b>122</b>	<b>\$22,800,981</b>	<b>1332</b>	<b>\$181,856,352</b>	<b>1264</b>	<b>\$190,312,972</b>