

MEMORANDUM

To: Harris Pastides, Ph.D.
 Interim Vice President for Research

From: Anthony M. Boccanfuso, Ph.D.
 Managing Director

RE: Report of Sponsored Program Activity for April 2003

Date: May 14, 2003

The month of April and year-to-date continue to look positive.

- April 2003 awards totaled \$10.6 million of new funding, an increase of \$5.0 million from April 2002.
- Total awards (research, service, training) through April reached \$111.0 million (compared to \$86.3 million in FY2002), an increase of twenty-nine (29%) when compared to last year's number.
- Faculty submitted 127 proposals requesting \$19 million during April. Thus far in the fiscal year, SPAR has processed 1336 proposals requesting \$183 million, compared to last year's totals of 1226 and \$138 million.

	April FY03	YTD FY02 July to April	YTD FY03 July to April	YTD Change
Award Dollars	\$10,560,386	\$86,298,930	\$111,046,119	29%
Research Direct Expenditures	\$4,991,517	\$44,135,380	\$47,697,191	8%
Research IDC Expenditures	\$1,038,712	\$11,558,814	\$12,257,544	6%
Proposals Submitted	127	1226	1336	9%
Proposal Dollars Requested	\$19,036,651	\$138,287,994	\$182,893,929	32%
Notable Areas				
Health Science Colleges	\$1,711,489	\$37,231,961	\$43,813,402	18%
Engineering & Information Technology	\$4,113,833	\$10,697,112	\$16,182,733	51%
Liberal Arts, College of	\$2,761,195	\$5,136,647	\$11,763,820	129%
Regional and Four-Year Campuses	\$253,295	\$4,496,820	\$6,058,049	35%
Science and Mathematics, College of	\$1,097,822	\$13,641,613	\$21,029,117	54%

cc: Andrew A. Sorensen, Ph.D.
 Jerome D. Odom, Ph.D.
 R. Steven Etheredge
 Richard Kelly

April Featured Awards

Education, College of

Office of Program Evaluation

Johnson, Robert

Standards-Based Arts Assessment in South Carolina - (GL00)
SC Department of Education

\$87,143

Engineering & Information Technology, College of

Chemical Engineering

Ritter, James Ebner, Armin

SGER: Feasibility of High Gradient Magnetic Implants for Targeted Drug Delivery - (FA31)
USCRF/National Science Foundation (NSF) - General

\$49,999

Mechanical Engineering

Ranson, William

Cost and Effectiveness Analysis of the AH-64A and UH-60L on Board Vibrations Monitoring (VM) System - (FA31)
SC National Guard/DOD

\$325,000

Liberal Arts, College of

International Studies, Institute of

Kegley, Charles

Angel, Robert

Fulbright American Studies Institute on the Conduct and Formulation of US Foreign Policy - (FL03)
USCRF/United States Department of State

\$214,608

Medicine, School of

Neuropsychiatry

Wright, Harry

Molecular and Genetic Epidemiology of Autism - (FA00)
USCRF/Duke University/NIH

\$174,141

Public Health, Norman J. Arnold School of

Epidemiology & Biostatistics

Hebert, James

A Diet, Physical Activity, and Meditation Intervention in Men with Rising Prostate-Specific Antigen (PSA) - (FA30)
USCRF/US Army Medical Research Activity/DOD

\$531,480

Regional and Four-Year Campuses

USC Aiken

Jackson, Patricia

A Systematic Analysis of Hammerhead Ribozyme Target Sites within HIV-1 Tat - (FA13)
SC Research Authority/NSF

\$7,662

Science and Mathematics, College of

Physics & Astronomy

Avignone, Frank

Next Generation Neutrinoless Double Beta Decay Experiments CUROE/CUORICINO (130Te) and Majorana (76Ge) - (FA15)
USCRF/National Science Foundation (NSF) - General

\$315,415

University Libraries

Thomas Cooper Library

Singleton, Ben

Preserving Fox Movietone Moving Images, 1927-1929 - (FL01)
USCRF/National Endowment for the Humanities

\$251,268

Sponsored Programs and Research Monthly Report

SUMMARY OF AWARDS APRIL - 2003

By Purpose

Research Awards	\$8,633,069
Training Awards	\$540,613
Service Awards	\$1,240,155
Equipment Awards	\$25,000
Graduate Assistantship Awards	\$121,549
TOTAL:	\$10,560,386

By Source

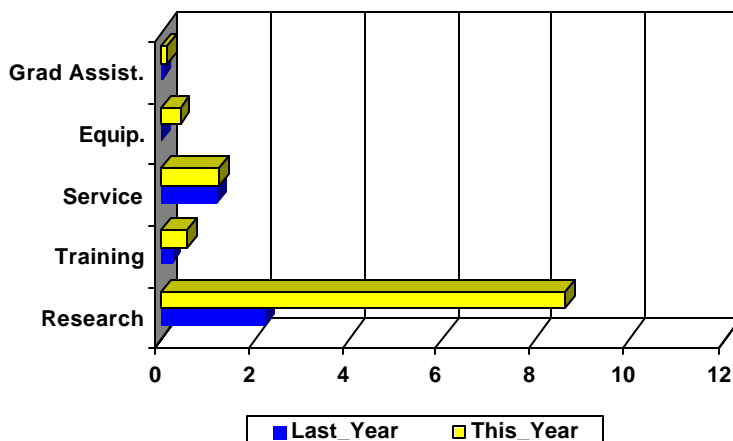
Federal Awards	\$9,304,649
Private Awards	\$658,432
State Awards	\$597,305
TOTAL:	\$10,560,386

COMPARISON OF AMOUNT RECEIVED

APRIL - 2003 vs. APRIL - 2002

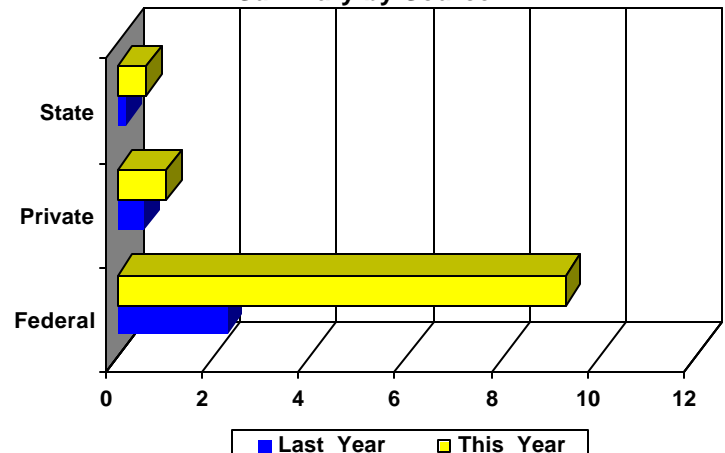
Amounts Received
(In millions of dollars)

Summary by Purpose



Amounts Received
(In millions of dollars)

Summary by Source



AWARDS BY DEPARTMENT

DEPARTMENT	CURRENT MONTH APRIL - 2003		YEAR TO DATE FY 2003		YEAR TO DATE FY 2002	
Business & Finance						
Recycling & Waste Management	0	\$0	0	\$0	1	\$9,970
Total :	0	\$0	0	\$0	1	\$9,970
Business, Moore School of						
Business Administration - Division of Research	0	\$0	31	\$942,162	62	\$1,121,662
Small Business Development Center	0	\$0	4	\$341,640	10	\$1,453,762
Total :	0	\$0	35	\$1,283,802	72	\$2,575,424
Education, College of						
Education	0	\$0	3	\$121,841	2	\$35,760
Education Leadership & Policies	0	\$0	5	\$215,408	5	\$197,682
Educational Psychology	0	\$0	9	\$486,451	14	\$505,429
Instruction & Teacher Education	1	\$52,000	21	\$2,432,039	20	\$2,503,473
Office of Program Evaluation	2	\$181,265	5	\$291,909	0	\$0
Physical Education	0	\$0	1	\$5,000	7	\$360,000
SC Educational Policy Center	0	\$0	0	\$0	1	\$15,500
School Improvement Council Assistance	0	\$0	2	\$150,759	3	\$159,805
USC Children's Center	0	\$0	1	\$7,500	0	\$0
Total :	3	\$233,265	47	\$3,710,907	52	\$3,777,649
Engineering & Information Technology,						
Chemical Engineering	4	\$1,887,999	33	\$4,623,708	32	\$2,953,618
Civil & Environmental Engineering	1	\$15,934	17	\$640,748	16	\$1,467,393
Computer Science & Engineering	1	\$50,000	17	\$528,477	13	\$184,376
Electrical Engineering	2	\$1,330,095	14	\$7,665,783	10	\$2,459,441
Engineering & Information Technology, College of	0	\$0	3	\$172,750	4	\$1,662,495
Mechanical Engineering	7	\$648,305	24	\$2,219,360	25	\$1,527,117
SC Alliance for Minority Participation (SCAMP)	1	\$181,500	5	\$331,907	6	\$442,672
Total :	16	\$4,113,833	113	\$16,182,733	106	\$10,697,112
English Program for Internationals						
English Program for Internationals	0	\$0	1	\$280,140	1	\$266,508
Total :	0	\$0	1	\$280,140	1	\$266,508
Enrollment Management						
	0	\$0	1	\$37,583	1	\$33,047
Total :	0	\$0	1	\$37,583	1	\$33,047
Environment, School of the						
Earth Sciences & Resources Institute	0	\$0	4	\$27,050	5	\$851,262
Environment, School of the	1	\$102,482	12	\$784,295	11	\$597,178
Total :	1	\$102,482	16	\$811,345	16	\$1,448,440
Families in Society, Institute for						
	3	\$53,837	17	\$2,193,387	22	\$2,169,683
Total :	3	\$53,837	17	\$2,193,387	22	\$2,169,683

DEPARTMENT	CURRENT MONTH APRIL - 2003		YEAR TO DATE FY 2003		YEAR TO DATE FY 2002	
Honors College, South Carolina	0	\$0	2	\$12,191	1	\$102,676
Total :	0	\$0	0	\$0	0	\$0
Hospitality, Retail & Sports Management,						
Hospitality, Retail & Sports Mgmt - (Dean)	0	\$0	0	\$0	1	\$62,500
Retailing Studies, Center for	0	\$0	1	\$8,000	2	\$36,429
Sport Administration	0	\$0	0	\$0	1	\$14,000
Total :	0	\$0	1	\$8,000	4	\$112,929
Institutional Planning						
Law, School of						
Law, School of	0	\$0	9	\$1,111,383	13	\$1,235,934
Total :	0	\$0	9	\$1,111,383	13	\$1,235,934
Liberal Arts, College of						
Archaeology & Anthropology, SC Institute of	3	\$1,188,409	11	\$1,511,082	13	\$1,586,613
Art	0	\$0	1	\$1,200	1	\$3,000
Comparative Literature	0	\$0	0	\$0	1	\$1,200
Criminology & Criminal Justice, Department of	0	\$0	1	\$24,447	2	\$80,392
English	0	\$0	1	\$20,000	3	\$60,075
Geography	3	\$201,494	19	\$918,619	17	\$742,473
Government & International Studies	1	\$15,000	7	\$38,373	8	\$157,194
History	0	\$0	13	\$148,845	22	\$56,826
International Studies, Institute of	1	\$214,608	1	\$214,608	2	\$252,767
Languages, Literatures, and Cultures, Department	0	\$0	0	\$0	1	\$7,533
Liberal Arts - (Dean)	0	\$0	0	\$0	1	\$6,000
McKissick Museum	1	\$638	5	\$134,515	4	\$20,070
Naval Science	0	\$0	2	\$4,000	2	\$4,000
Philosophy	0	\$0	2	\$20,900	2	\$55,294
Psychology	5	\$758,467	45	\$5,013,805	21	\$1,251,703
Public Service & Policy Research, Institute for	3	\$382,579	22	\$3,433,512	18	\$720,215
Religious Studies	0	\$0	1	\$25,000	1	\$50,000
Sociology	0	\$0	2	\$148,757	1	\$6,018
Southern Studies, Institute for	0	\$0	2	\$106,157	3	\$75,274
Total :	17	\$2,761,195	135	\$11,763,820	123	\$5,136,647
Mass Communications & Information						
Journalism & Mass Communications, School of	0	\$0	14	\$927,016	10	\$207,699
Library & Information Sciences, School of	1	\$1,500	7	\$31,196	4	\$53,565
Total :	1	\$1,500	21	\$958,212	14	\$261,264
Medicine, School of						
Basic Science Research	1	\$25,000	3	\$316,938	1	\$209,244
Biochemistry *	1	\$40,000	22	\$1,984,851	20	\$2,077,321
Cancer Center, South Carolina	0	\$0	11	\$197,922	6	\$151,014
Cell & Developmental Biology & Anatomy	0	\$0	17	\$1,603,496	17	\$1,619,394
Cell Biology & Neurosciences	0	\$0	0	\$0	5	\$375,368
Family & Preventive Medicine	1	\$60,808	8	\$1,363,702	9	\$649,273
Health & Safety	0	\$0	0	\$0	1	\$9,600

DEPARTMENT	CURRENT MONTH APRIL - 2003		YEAR TO DATE FY 2003		YEAR TO DATE FY 2002	
Internal Medicine	1	\$5,000	23	\$2,692,073	40	\$2,958,909
Medicine Library	1	\$27,042	4	\$271,327	2	\$137,048
Neuropsychiatry	2	\$174,141	8	\$661,437	9	\$189,489
Obstetrics & Gynecology	0	\$0	2	\$126,607	1	\$59,000
Ophthalmology	1	\$10,373	6	\$44,688	1	\$10,000
Pathology	0	\$0	3	\$283,100	3	\$252,197
Pathology & Microbiology	1	\$2,000	11	\$966,790	5	\$534,279
Pediatrics/Developmental Disabilities, Center for	2	\$6,395	23	\$1,861,518	17	\$1,832,520
Pharmacology, Physiology & Neuroscience	1	\$71,500	8	\$589,937	2	\$81,500
Radiology	0	\$0	1	\$412,435	1	\$401,974
Research & Special Projects	3	\$54,551	17	\$615,561	19	\$683,690
Surgery	2	\$4,000	7	\$185,394	13	\$585,516
Total :	17	\$480,810	174	\$14,177,776	172	\$12,817,336
Music, School of	1	\$400	1	\$400	1	\$35,937
Total :	1	\$400	1	\$400	1	\$35,937
Nursing, College of						
Academic & Student Affairs	0	\$0	6	\$572,904	14	\$842,231
Administrative & Clinical Nursing	0	\$0	2	\$97,164	1	\$86,003
Family & Community Health Nursing	1	\$50,593	5	\$314,679	2	\$36,917
Total :	1	\$50,593	13	\$984,747	17	\$965,151
Pharmacy, College of						
Basic Pharmaceutical Sciences	1	\$21,870	9	\$665,363	6	\$752,166
Palmetto Poison Center	0	\$0	2	\$215,990	3	\$291,131
Pharmacy & Health Outcomes Sci.	0	\$0	2	\$49,500	5	\$96,611
Pharmacy Practice	0	\$0	3	\$114,505	3	\$117,835
Total :	1	\$21,870	16	\$1,045,358	17	\$1,257,743
Provost, Office of the						
Provost, Office of the	0	\$0	1	\$4,335	0	\$0
TRIO Programs	0	\$0	5	\$1,253,694	6	\$1,300,187
Total :	0	\$0	6	\$1,258,029	6	\$1,300,187
Public Health, Norman J. Arnold School of						
Communication Sciences & Disorders	0	\$0	3	\$83,808	2	\$80,334
Environmental Health Sciences	1	\$60,000	33	\$1,749,858	47	\$1,901,086
Epidemiology & Biostatistics	4	\$705,527	39	\$3,414,628	33	\$3,671,841
Exercise Science	0	\$0	21	\$2,404,933	14	\$1,662,499
Health Administration	1	\$240,438	31	\$1,189,223	21	\$739,897
Health Promotion, Education & Behavior	0	\$0	44	\$2,577,953	35	\$1,087,762
Health Services & Policy Research, Center for	0	\$0	9	\$411,902	10	\$931,452
Prevention Research Center	0	\$0	20	\$3,477,672	23	\$3,357,183
Public Health, Norman J. Arnold School of - (Dean)	0	\$0	10	\$5,740,959	4	\$3,474,760
Total :	6	\$1,005,965	210	\$21,050,936	189	\$16,906,814
Regional and Four-Year Campuses						
USC Aiken	4	\$86,667	28	\$2,048,379	20	\$974,521
USC Beaufort	0	\$0	9	\$989,823	16	\$335,697
USC Lancaster	1	\$80,000	5	\$565,689	4	\$260,153

DEPARTMENT	CURRENT MONTH APRIL - 2003		YEAR TO DATE FY 2003		YEAR TO DATE FY 2002	
USC Salkehatchie	2	\$78,628	8	\$450,773	5	\$540,747
USC Spartanburg	1	\$8,000	46	\$1,505,358	63	\$1,903,023
USC Sumter	0	\$0	2	\$260,079	5	\$253,208
USC Union	0	\$0	2	\$237,948	2	\$229,471
Total :	8	\$253,295	100	\$6,058,049	115	\$4,496,820
Research, Vice President for						
Biomedical Research Infrastructure Network (BRIN)	0	\$0	6	\$1,087,993	0	\$0
NanoCenter	0	\$0	8	\$831,000	9	\$1,795,429
Research, Vice President for - (General)	0	\$0	0	\$0	3	\$431,342
Sponsored Programs & Research	0	\$0	1	\$24,000	1	\$10,683
Technology Incubator	0	\$0	1	\$160,000	0	\$0
Total :	0	\$0	16	\$2,102,993	13	\$2,237,454
Science and Mathematics, College of						
Baruch Institute	2	\$80,018	25	\$5,000,277	21	\$1,871,567
Biological Research & Technology, Institute for	0	\$0	0	\$0	2	\$3,300
Biological Sciences	5	\$256,575	43	\$4,364,467	42	\$3,984,409
Chemistry & Biochemistry	4	\$131,733	46	\$3,640,843	40	\$3,266,251
COBRE: Center for Colon Cancer Research	0	\$0	11	\$2,366,028	0	\$0
Geological Sciences	6	\$241,259	50	\$2,890,616	49	\$2,034,003
Mathematics	0	\$0	4	\$322,501	4	\$247,551
Physics & Astronomy	2	\$388,237	22	\$1,307,766	9	\$1,218,784
Science & Math Administration	0	\$0	6	\$812,661	6	\$743,043
Science Education, Center for	0	\$0	1	\$12,400	1	\$12,400
Statistics	0	\$0	13	\$311,558	11	\$260,305
Total :	19	\$1,097,822	221	\$21,029,117	185	\$13,641,613
Social Work, College of						
	6	\$152,251	55	\$6,554,585	51	\$5,284,917
Total :	6	\$152,251	55	\$6,554,585	51	\$5,284,917
Student Affairs, Division of						
Student Health	1	\$20,000	3	\$31,932	3	\$313,265
Student Life	0	\$0	2	\$132,277	4	\$158,199
Total :	1	\$20,000	5	\$164,209	7	\$471,464
University Libraries						
Thomas Cooper Library	1	\$251,268	1	\$251,268	5	\$1,133,532
Total :	1	\$251,268	1	\$251,268	5	\$1,133,532
Report TOTAL :	101	\$10,560,386	1194	\$111,046,119	1184	\$86,298,930

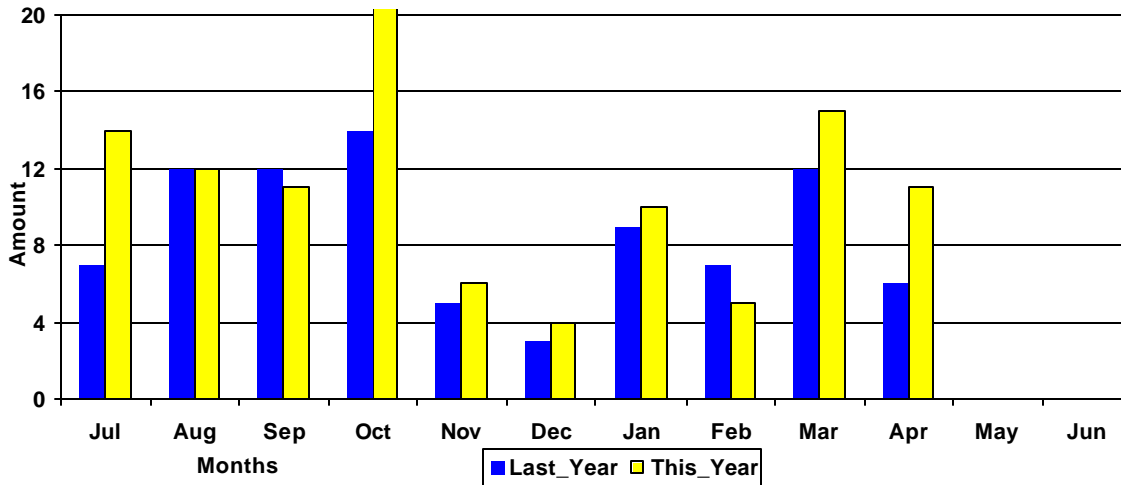
* - Biochemistry represents faculty with a dual appointment to the Department of Chemistry and the School of Medicine. The figures are included in both division totals but only once in the overall total.

Funding Agency Comparison Report

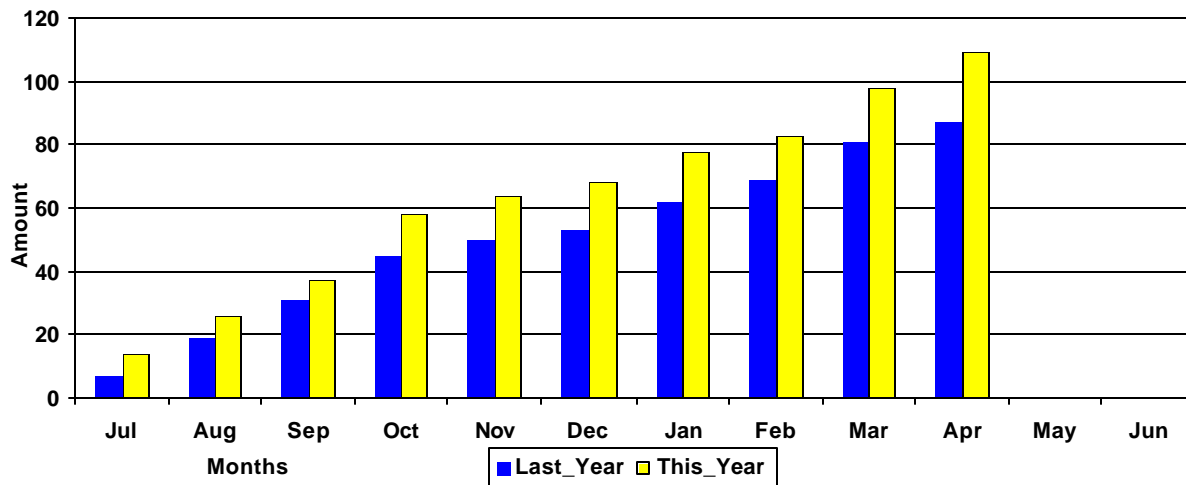
Year-To-Date -APRIL - 2003

	FISCAL YEAR - 2003		FISCAL YEAR - 2002		YTD Change
NSF Awards	93	\$8,490,391	80	\$6,484,436	31%
NIH Awards	143	\$17,451,774	103	\$9,846,667	77%
Dept. Of Defense Awards	65	\$14,005,945	44	\$3,922,538	257%
Dept. Of Education Awards	55	\$7,615,319	67	\$7,585,915	0%
Dept. Of Energy Awards	45	\$4,440,219	41	\$6,705,065	(34)%
State and Municipalities Awards	145	\$5,871,861	145	\$6,931,775	(15)%
Non Profit Awards	158	\$5,051,314	188	\$7,207,250	(30)%
Business and Industry Awards	138	\$2,799,901	150	\$2,402,941	17%

Amounts Awarded
(In millions of dollars)



Cumulative Amounts Awarded
(In millions of dollars)



PROPOSALS BY DEPARTMENT

DEPARTMENT	CURRENT MONTH APRIL - 2003		YEAR TO DATE FY 2003		YEAR TO DATE FY 2002	
Business & Finance						
Campus Services	0	\$0	0	\$0	1	\$7,497
Recycling & Waste Management	0	\$0	0	\$0	1	\$10,000
Total :	0	\$0	0	\$0	2	\$17,497
Business, Moore School of						
Business Administration - Division of Research	5	\$263,217	32	\$738,798	49	\$863,392
Small Business Development Center	2	\$157,691	6	\$1,529,869	6	\$2,583,173
Total :	7	\$420,908	38	\$2,268,667	55	\$3,446,565
Education, College of						
Education	0	\$0	0	\$0	4	\$315,585
Education Leadership & Policies	1	\$22,636	3	\$209,928	7	\$290,331
Educational Psychology	1	\$185,990	9	\$915,244	19	\$1,368,115
Instruction & Teacher Education	1	\$52,000	19	\$3,518,158	8	\$331,874
Office of Program Evaluation	1	\$56,425	2	\$143,568	0	\$0
Physical Education	1	\$1,020,000	1	\$1,020,000	0	\$0
Physical Education	0	\$0	0	\$0	6	\$1,114,110
SC Educational Policy Center	0	\$0	0	\$0	2	\$16,500
School Improvement Council Assistance	0	\$0	1	\$12,000	1	\$25,250
USC Children's Center	0	\$0	2	\$36,500	0	\$0
Total :	5	\$1,337,051	37	\$5,855,398	47	\$3,461,765
Engineering & Information Technology,						
Chemical Engineering	9	\$2,264,238	58	\$11,834,297	37	\$2,907,945
Civil & Environmental Engineering	2	\$193,146	32	\$3,092,870	14	\$1,194,647
Computer Science & Engineering	3	\$419,228	42	\$5,257,061	31	\$3,164,533
Electrical Engineering	2	\$213,070	32	\$9,976,233	19	\$7,767,929
Engineering & Information Technology, College of	1	\$50,000	4	\$246,004	3	\$171,836
Mechanical Engineering	9	\$742,111	36	\$3,523,894	32	\$4,888,509
SC Alliance for Minority Participation (SCAMP)	0	\$0	1	\$16,000	4	\$1,604,172
Total :	26	\$3,881,793	205	\$33,946,359	140	\$21,699,571
English Program for Internationals						
English Program for Internationals	0	\$0	1	\$280,140	1	\$265,492
Total :	0	\$0	1	\$280,140	1	\$265,492
Environment, School of the						
Earth Sciences & Resources Institute	0	\$0	7	\$429,840	11	\$2,292,429
Environment, School of the	0	\$0	15	\$1,070,045	23	\$2,755,235
Total :	0	\$0	22	\$1,499,885	34	\$5,047,664
Families in Society, Institute for						
	3	\$332,225	25	\$3,424,171	19	\$1,820,571
Total :	3	\$332,225	25	\$3,424,171	19	\$1,820,571
Honors College, South Carolina						
	0	\$0	7	\$773,543	2	\$79,482

DEPARTMENT	CURRENT MONTH APRIL - 2003		YEAR TO DATE FY 2003		YEAR TO DATE FY 2002	
Total :	0	\$0	7	\$773,543	2	\$79,482
Hospitality, Retail & Sports Management,						
Administrative Information Management	0	\$0	1	\$244,450	0	\$0
Hospitality, Retail & Sports Mgmt - (Dean)	0	\$0	1	\$38,000	1	\$25,000
Hotel, Restaurant & Tourism Administration	0	\$0	0	\$0	1	\$25,000
Retailing Studies, Center for	0	\$0	3	\$1,828,174	3	\$26,750
Sport Administration	0	\$0	0	\$0	1	\$14,000
Total :	0	\$0	5	\$2,110,624	6	\$90,750
Institutional Planning						
Law Enforcement & Safety	0	\$0	0	\$0	1	\$21,600
Total :	0	\$0	0	\$0	1	\$21,600
Law, School of						
Law, School of	0	\$0	12	\$1,147,518	14	\$1,984,676
Total :	0	\$0	12	\$1,147,518	14	\$1,984,676
Liberal Arts, College of						
Anthropology	1	\$22,040	4	\$429,434	1	\$18,525
Archaeology & Anthropology, SC Institute of	0	\$0	9	\$2,287,518	11	\$1,211,472
Art	2	\$242,000	3	\$243,200	4	\$88,954
Comparative Literature	0	\$0	0	\$0	1	\$1,200
Criminology & Criminal Justice, Department of	1	\$16,298	2	\$69,771	0	\$0
English	1	\$49,201	1	\$49,201	4	\$96,790
Geography	2	\$42,669	19	\$1,292,150	16	\$757,396
Government & International Studies	0	\$0	8	\$159,366	10	\$306,654
History	0	\$0	9	\$206,500	14	\$186,206
International Studies, Institute of	0	\$0	4	\$477,045	5	\$758,524
Languages, Literatures, and Cultures, Department	1	\$24,000	1	\$24,000	1	\$7,533
McKissick Museum	0	\$0	4	\$109,849	6	\$140,020
Philosophy	0	\$0	1	\$450,331	1	\$10,000
Psychology	6	\$1,736,430	46	\$11,068,310	24	\$2,955,254
Public Service & Policy Research, Institute for	1	\$14,507	16	\$1,214,933	21	\$2,958,551
Religious Studies	0	\$0	1	\$25,000	1	\$50,000
Sociology	0	\$0	8	\$633,322	5	\$374,712
Southern Studies, Institute for	1	\$311,386	4	\$564,903	2	\$249,388
Total :	16	\$2,458,531	140	\$19,304,833	127	\$10,171,179
Mass Communications & Information						
Journalism & Mass Communications, School of	2	\$208,297	16	\$1,417,473	8	\$207,091
Library & Information Sciences, School of	2	\$121,097	7	\$147,928	0	\$0
Mass Communications & Information Studies, Colleg	0	\$0	1	\$89,954	0	\$0
Total :	4	\$329,394	24	\$1,655,355	8	\$207,091
Medicine, School of						
Basic Science Research	1	\$25,000	1	\$25,000	0	\$0
Biochemistry *	0	\$0	0	\$0	5	\$909,312
Cancer Center, South Carolina	0	\$0	9	\$158,382	3	\$105,968
Cell & Developmental Biology & Anatomy	2	\$480,463	19	\$3,732,808	14	\$1,958,032

DEPARTMENT	CURRENT MONTH		YEAR TO DATE		YEAR TO DATE	
	APRIL - 2003		FY 2003		FY 2002	
Cell Biology & Neurosciences	0	\$0	0	\$0	4	\$702,129
Family & Preventive Medicine	1	\$249,979	8	\$1,255,306	9	\$1,397,436
Internal Medicine	3	\$183,068	10	\$1,048,730	15	\$710,791
Medicine Library	0	\$0	1	\$27,042	1	\$3,801
Medicine, School of - (Dean)	0	\$0	0	\$0	1	\$27,493
Medicine, School of - (Graduate Program)	0	\$0	0	\$0	1	\$17,680
Neuropsychiatry	2	\$150,000	7	\$687,920	12	\$1,106,008
Obstetrics & Gynecology	0	\$0	1	\$71,165	1	\$59,000
Ophthalmology	0	\$0	1	\$30,200	1	\$35,000
Pathology	0	\$0	0	\$0	11	\$1,582,579
Pathology & Microbiology	0	\$0	14	\$1,899,336	8	\$1,674,791
Pediatrics/Developmental Disabilities, Center for	2	\$404,173	16	\$2,625,235	22	\$2,796,565
Pharmacology, Physiology & Neuroscience	0	\$0	19	\$3,525,431	20	\$1,514,198
Research & Special Projects	2	\$100,000	9	\$436,443	9	\$210,375
Surgery	1	\$49,248	7	\$734,482	8	\$837,423
Total :	14	\$1,641,931	122	\$16,257,480	145	\$15,648,581
Music, School of	0	\$0	1	\$1,000	2	\$175,540
Total :	0	\$0	1	\$1,000	2	\$175,540
Nursing, College of						
Academic & Student Affairs	0	\$0	6	\$1,649,924	5	\$2,411,287
Administrative & Clinical Nursing	0	\$0	3	\$851,210	4	\$1,067,842
Family & Community Health Nursing	0	\$0	3	\$945,427	6	\$756,182
Total :	0	\$0	12	\$3,446,561	15	\$4,235,311
Pharmacy, College of						
Basic Pharmaceutical Sciences	0	\$0	15	\$1,483,893	14	\$1,871,935
Palmetto Poison Center	0	\$0	1	\$5,000	1	\$5,250
Pharmacy & Health Outcomes Sci.	0	\$0	1	\$35,000	3	\$75,000
Pharmacy Practice	0	\$0	0	\$0	4	\$146,085
Total :	0	\$0	17	\$1,523,893	22	\$2,098,270
Provost, Office of the						
TRIO Programs	0	\$0	3	\$1,078,453	0	\$0
Total :	0	\$0	3	\$1,078,453	0	\$0
Public Health, Norman J. Arnold School of						
Communication Sciences & Disorders	2	\$71,168	9	\$689,536	3	\$152,667
Environmental Health Sciences	1	\$181,875	30	\$5,562,495	23	\$2,375,120
Epidemiology & Biostatistics	3	\$344,667	29	\$2,127,553	27	\$2,533,971
Exercise Science	2	\$550,384	22	\$2,780,908	28	\$1,833,502
Health Administration	1	\$1,500	29	\$664,429	19	\$318,248
Health Promotion, Education & Behavior	3	\$934,378	40	\$3,684,454	35	\$1,798,390
Health Services & Policy Research, Center for	0	\$0	6	\$338,250	6	\$542,433
Prevention Research Center	3	\$1,468,751	15	\$2,946,429	16	\$3,480,510
Public Health, Norman J. Arnold School of - (Dean)	0	\$0	6	\$2,293,699	0	\$0
Total :	15	\$3,552,723	186	\$21,087,753	157	\$13,034,841
Regional and Four-Year Campuses						
USC Aiken	0	\$0	29	\$5,235,511	23	\$1,985,186

DEPARTMENT	CURRENT MONTH APRIL - 2003		YEAR TO DATE FY 2003		YEAR TO DATE FY 2002	
USC Beaufort	2	\$58,130	21	\$4,448,875	15	\$1,748,105
USC Lancaster	0	\$0	6	\$1,112,499	3	\$317,360
USC Salkehatchie	2	\$62,448	11	\$229,864	4	\$355,543
USC Spartanburg	1	\$273,959	24	\$5,234,323	37	\$2,341,696
USC Sumter	0	\$0	0	\$0	2	\$192,079
USC Union	0	\$0	2	\$496,281	0	\$0
Total :	5	\$394,537	93	\$16,757,353	84	\$6,939,969
Research, Vice President for						
Biomedical Research Infrastructure Network (BRIN)	0	\$0	2	\$2,299,020	0	\$0
NanoCenter	1	\$951,083	8	\$5,015,575	29	\$8,603,767
Research, Vice President for - (General)	0	\$0	0	\$0	1	\$1,999,484
Sponsored Programs & Research	0	\$0	0	\$0	1	\$60,000
Technology Incubator	0	\$0	1	\$160,000	1	\$12,000
Total :	1	\$951,083	11	\$7,474,595	32	\$10,675,251
Science and Mathematics, College of						
Baruch Institute	2	\$812,550	29	\$4,928,611	34	\$5,623,677
Biological Sciences	5	\$1,134,241	64	\$9,944,913	59	\$8,398,980
Chemistry & Biochemistry	6	\$350,195	79	\$10,256,648	56	\$8,807,256
COBRE: Center for Colon Cancer Research	0	\$0	1	\$478,768	0	\$0
Geological Sciences	7	\$342,551	59	\$6,007,009	50	\$5,461,138
Mathematics	0	\$0	19	\$1,263,347	14	\$728,903
Physics & Astronomy	1	\$110,378	29	\$3,308,419	27	\$4,227,891
Science & Math Administration	0	\$0	4	\$2,577,055	3	\$2,210,461
Science Education, Center for	0	\$0	2	\$34,845	4	\$325,041
Statistics	1	\$48,011	21	\$1,026,124	13	\$338,372
Total :	22	\$2,797,926	307	\$39,825,739	260	\$36,121,719
Social Work, College of						
	6	\$176,938	55	\$2,079,095	51	\$1,755,019
Total :	6	\$176,938	55	\$2,079,095	51	\$1,755,019
Student Affairs, Division of						
Housing & Residential Services	0	\$0	0	\$0	1	\$25,000
Student Health	1	\$297,154	5	\$343,942	2	\$17,491
Student Life	1	\$94,932	4	\$259,580	3	\$66,411
Total :	2	\$392,086	9	\$603,522	6	\$108,902
University 101						
	0	\$0	1	\$23,925	0	\$0
Total :	0	\$0	1	\$23,925	0	\$0
University Libraries						
Thomas Cooper Library	1	\$369,525	3	\$468,068	1	\$90,000
Total :	1	\$369,525	3	\$468,068	1	\$90,000
Report TOTAL :	127	\$19,036,651	1336	\$182,893,929	1226	\$138,287,994

* - Biochemistry represents faculty with a dual appointment to the Department of Chemistry and the School of Medicine. The figures are included in both division totals but only once in the overall total.